



US00D474029S

(12) **United States Design Patent**  
**Jimenez**

(10) **Patent No.:** **US D474,029 S**

(45) **Date of Patent:** **\*\* May 6, 2003**

(54) **FLEXIBLE NECK TOOTHBRUSH**

**DESCRIPTION**

(75) Inventor: **Eduardo Jimenez**, Manalapan, NJ (US)

(73) Assignee: **Colgate-Palmolive Company**, New York, NY (US)

(\*\*) Term: **14 Years**

(21) Appl. No.: **29/160,392**

(22) Filed: **May 9, 2002**

(51) **LOC (7) Cl.** ..... **04-02**

(52) **U.S. Cl.** ..... **D4/104**

(58) **Field of Search** ..... D4/104; 15/167.1, 15/105, 106, 176.1–176.6, 143.1, 167.2, 185, 172, 186–187, 159.1, 207.2

(56) **References Cited**

**U.S. PATENT DOCUMENTS**

D184,965 S \* 4/1959 Schotland ..... D4/104

\* cited by examiner

*Primary Examiner*—Holly Baynham

(74) *Attorney, Agent, or Firm*—Henry S. Goldfine

(57) **CLAIM**

The ornamental design for a flexible neck toothbrush, as shown and described.

FIG. 1 is a perspective view, as seen from the top end, front side, of a first embodiment of a flexible neck toothbrush of my new design;

FIG. 2 is a front elevation view thereof;

FIG. 3 is a back elevation view thereof;

FIG. 4 is a right elevation view thereof, the left side being a mirror image of the right side elevation as shown in FIG. 4;

FIG. 5 is a top plan view thereof;

FIG. 6 is a bottom plan view thereof;

FIG. 7 is a perspective view, as seen from the top end, front side, of a second embodiment of a flexible neck toothbrush of my new design;

FIG. 8 is a front elevation view thereof;

FIG. 9 is a back elevation view thereof;

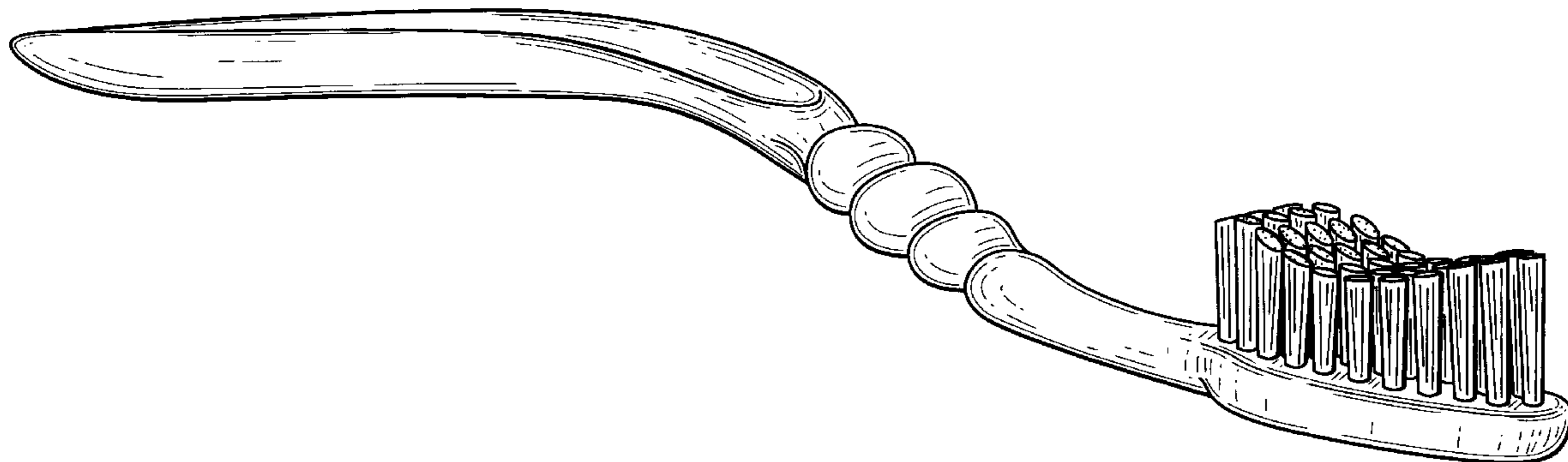
FIG. 10 is a right elevation view thereof, the left side being a mirror image of the right side elevation as shown in FIG. 4;

FIG. 11 is a top plan view thereof; and,

FIG. 12 is a bottom plan view thereof.

The bristles of the toothbrush embodiment of FIGS. 7–12 are shown in broken lines for illustrative purposes only and form no part of the claimed design.

**1 Claim, 10 Drawing Sheets**



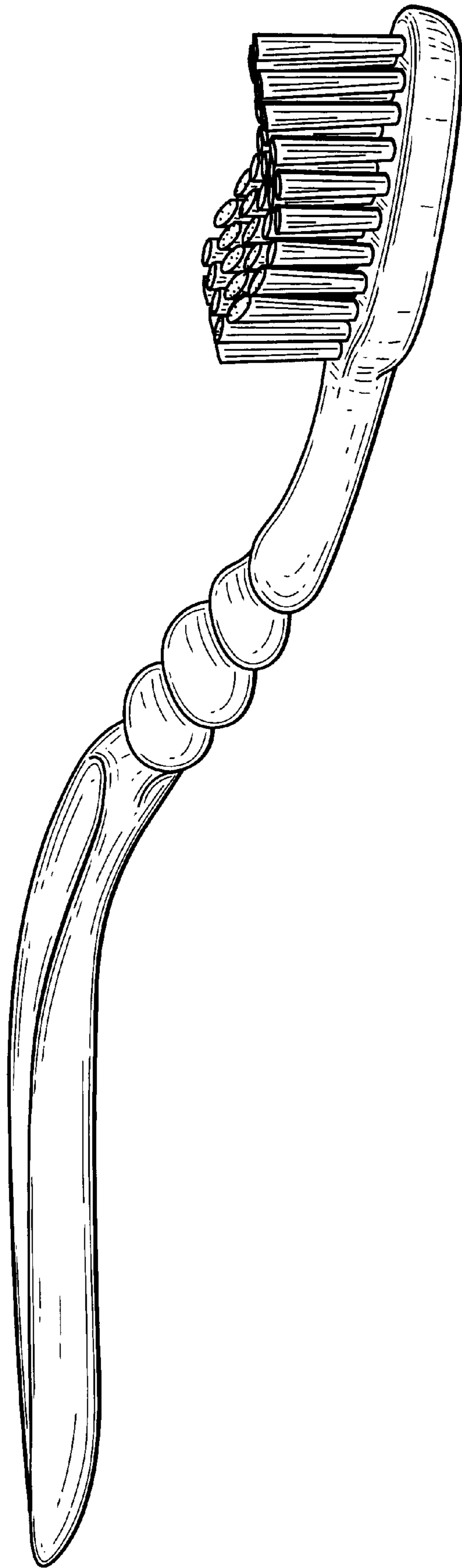


FIG. 1



FIG. 2



FIG. 3

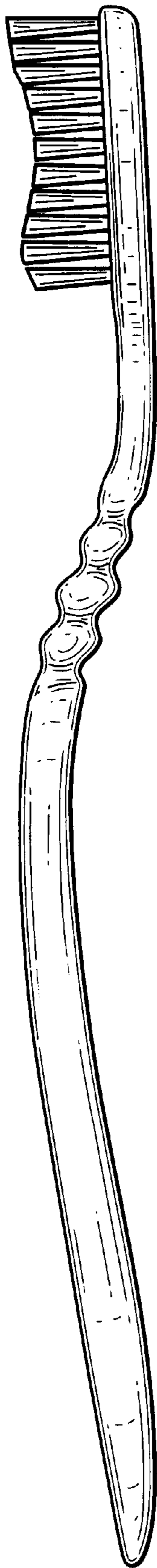


FIG. 4




FIG. 5

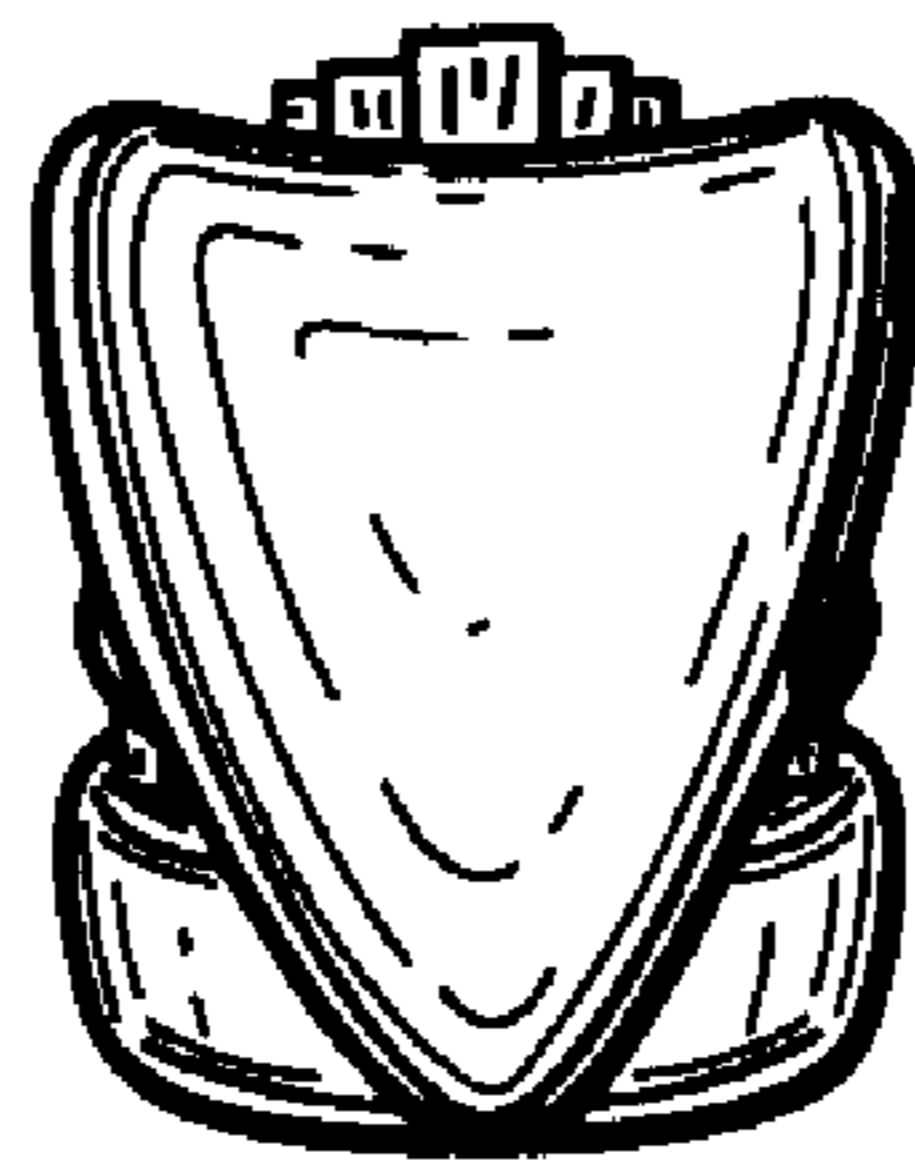


FIG. 6

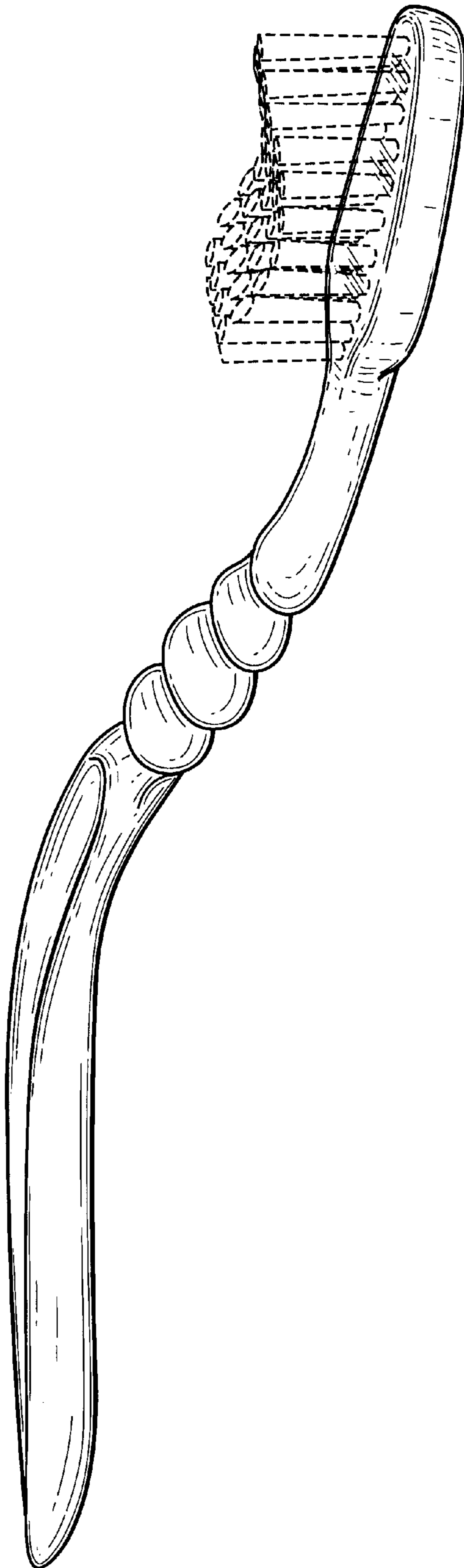


FIG. 7

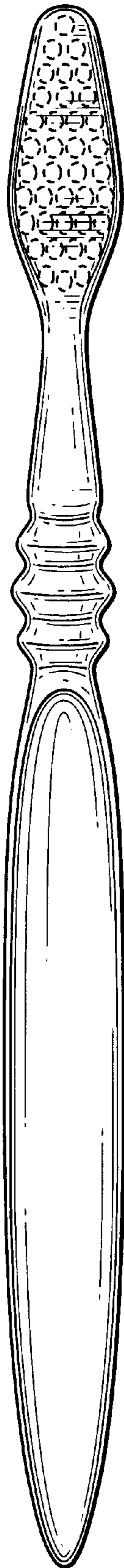


FIG. 8





FIG. 9

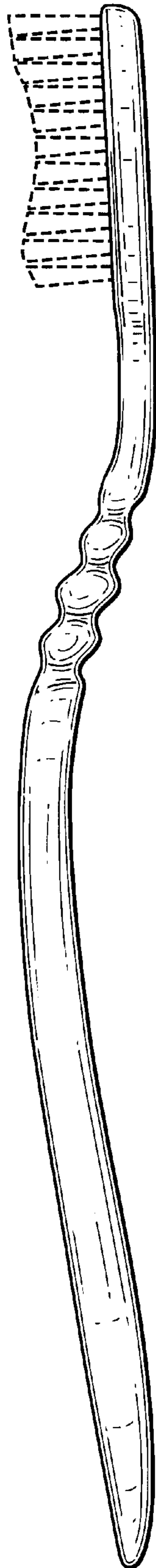


FIG. 10

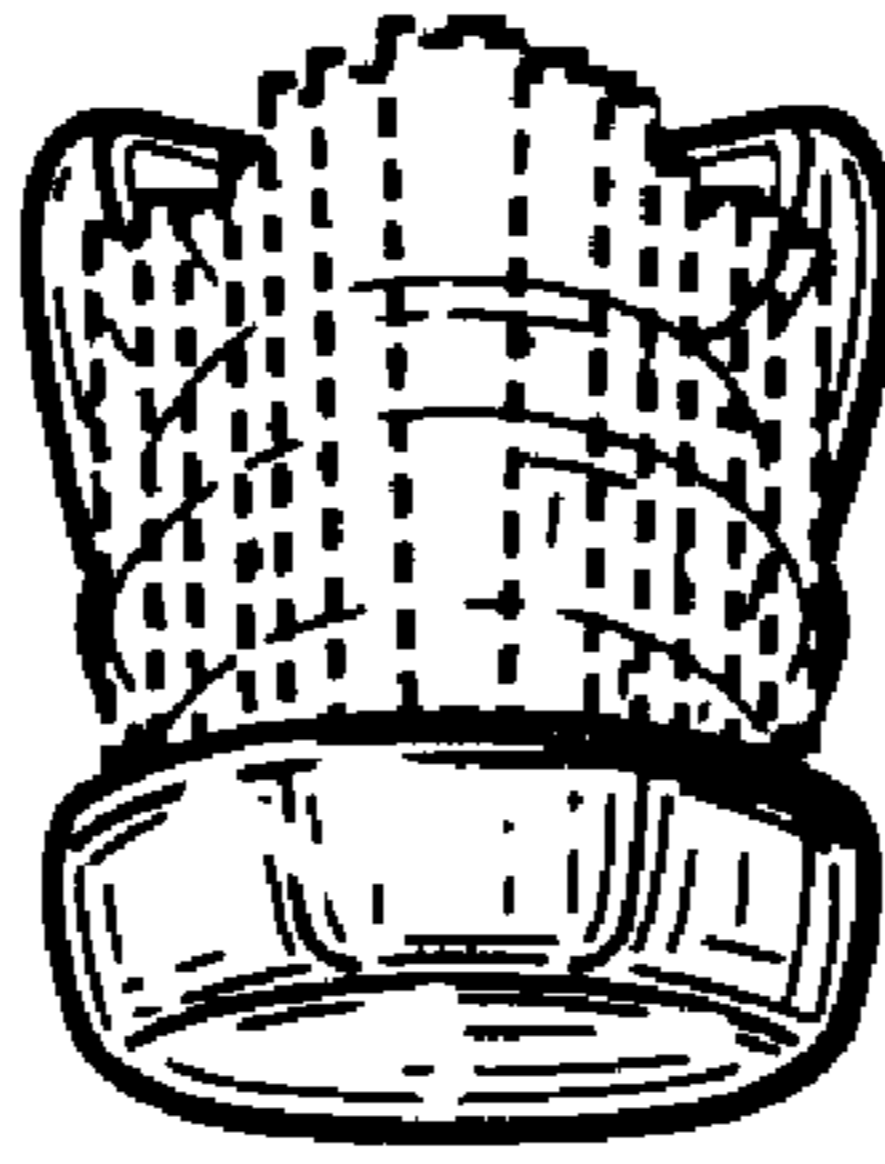


FIG. 11

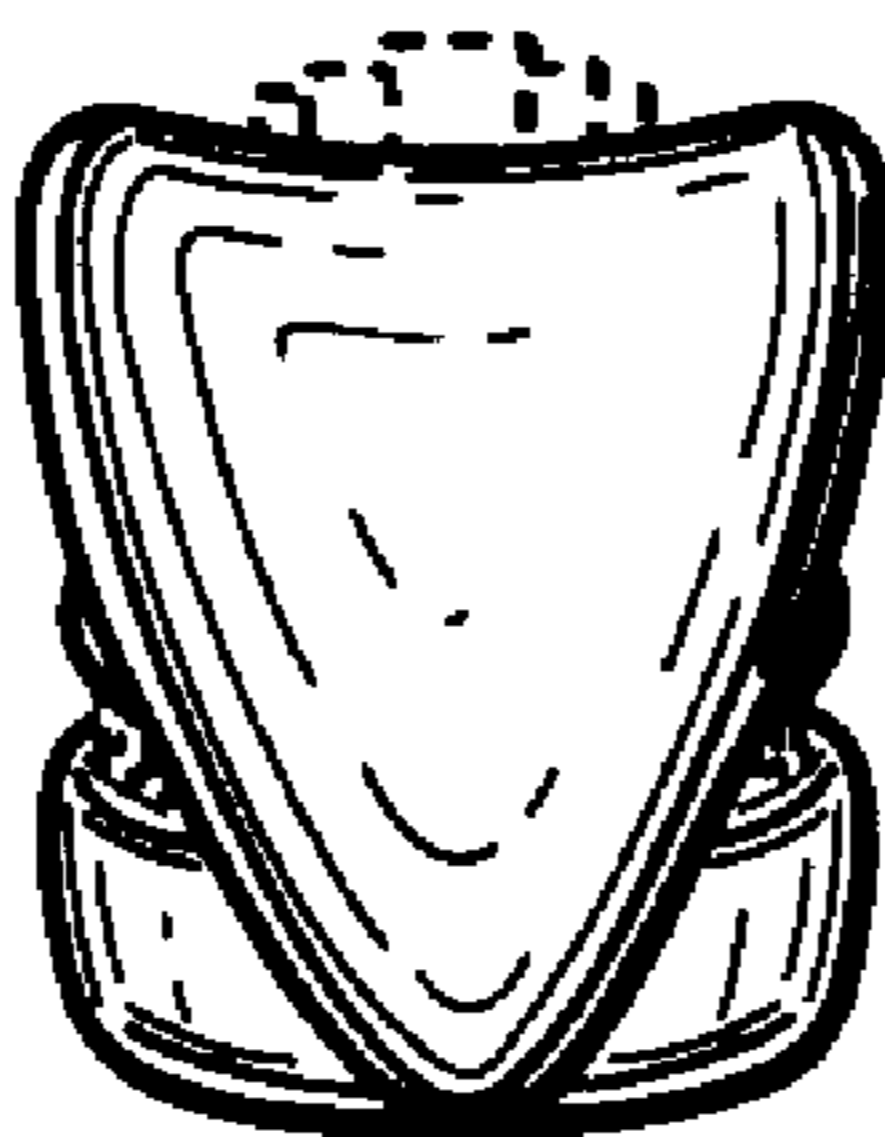


FIG. 12