



US00D474013S

(12) **United States Design Patent**
Miller

(10) **Patent No.:** **US D474,013 S**

(45) **Date of Patent:** **** May 6, 2003**

(54) **NEEDLEWORK ACCESSORY HOLDER**

D441,562 S * 5/2001 Tapscott et al. D6/310 X

(76) Inventor: **Caryl S. Miller**, 13A Dawson Cir.,
Riverton, IL (US) 62561

* cited by examiner

(**) Term: **14 Years**

Primary Examiner—Louis S. Zarfaz
Assistant Examiner—Robert A. Delehanty
(74) *Attorney, Agent, or Firm*—Philip L. Bateman

(21) Appl. No.: **29/156,704**

(57) **CLAIM**

(22) Filed: **Mar. 4, 2002**

The ornamental design for a needlework accessory holder,
as shown and described.

(51) **LOC (7) Cl.** **03-01**

(52) **U.S. Cl.** **D3/20**

(58) **Field of Search** D3/18, 20–21,
D3/23, 26; 112/257–258, 260; D6/300,
310, 409, 420; 223/108, 120, 106; 248/124.1,
124.2, 150; 38/102.1, 102.2; 211/85.5, 59.1,
44, 89.01; 29/283

DESCRIPTION

FIG. 1 is a front and left side perspective view of a
needlework accessory holder showing my new design.
Needles inserted into a cushion of the holder are shown in
broken lines and are not part of the design. A removable card
with flosses hanging from holes in it is shown in broken lines
and is not part of the design;
FIG. 2 is a top plan view thereof;
FIG. 3 is a front elevation view thereof;
FIG. 4 is a right side elevation view thereof;
FIG. 5 is a rear elevation view thereof; and,
FIG. 6 is a bottom plan view thereof.

(56) **References Cited**

U.S. PATENT DOCUMENTS

494,706	A	*	4/1893	Matthews	248/150	X
1,479,170	A	*	1/1924	Caspary	223/106	
1,987,159	A	*	1/1935	Rasmussen	211/89.01	
4,875,268	A	*	10/1989	Szarka	29/283	
4,978,008	A	*	12/1990	Dalbo et al.	223/106	
D398,458	S	*	9/1998	Martell	D6/420	

1 Claim, 3 Drawing Sheets

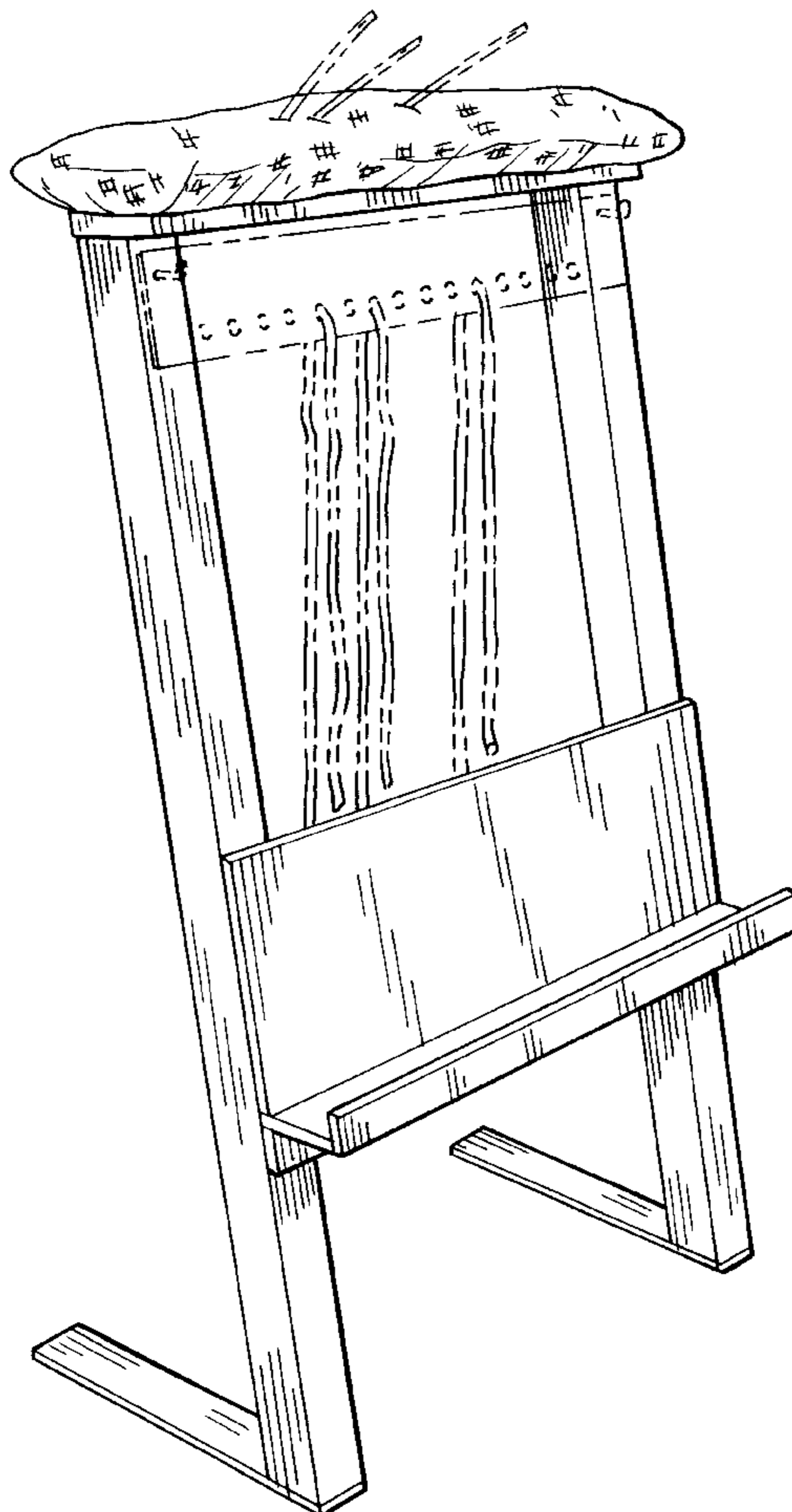


FIG. 1

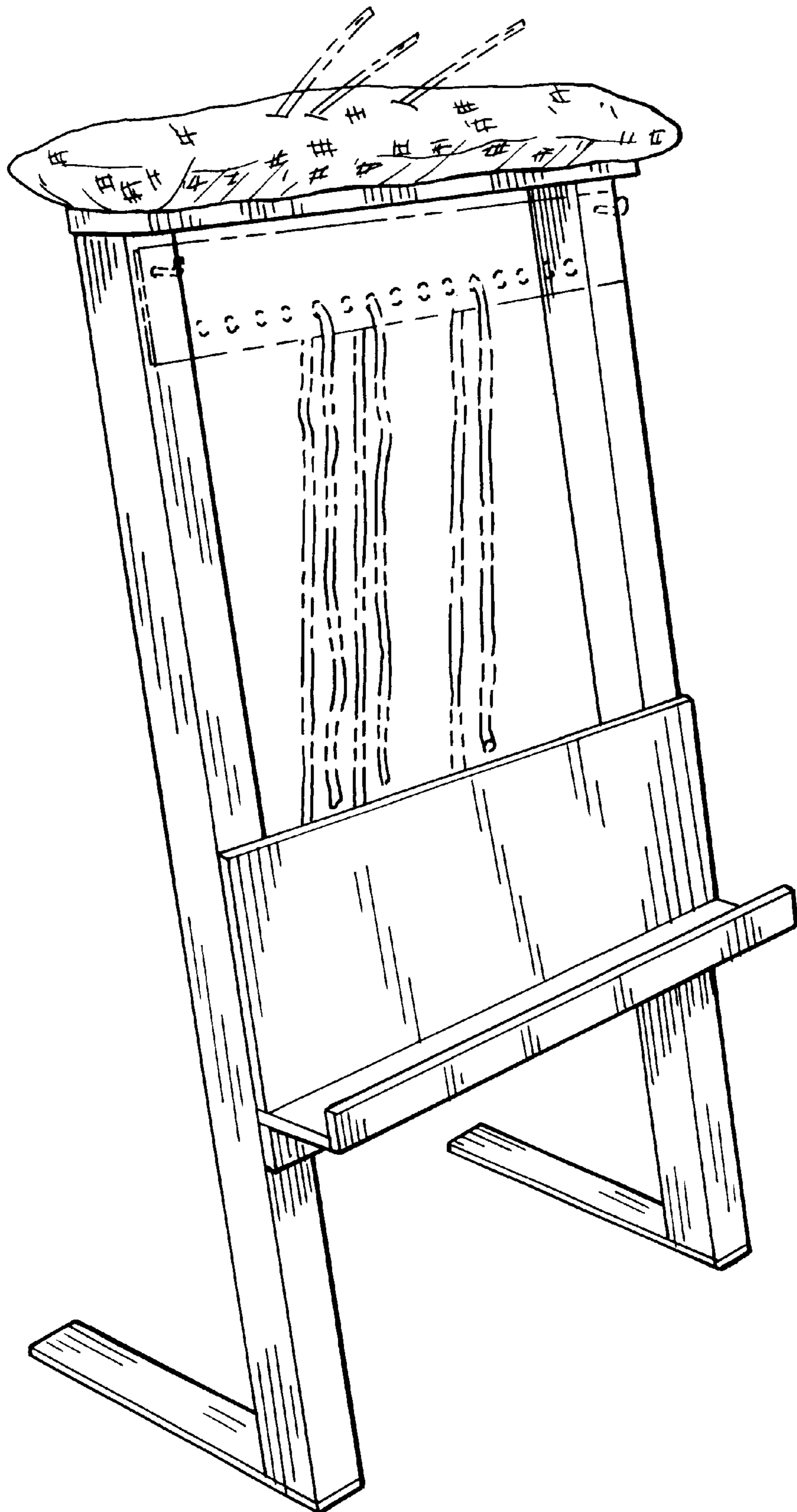


FIG. 2




FIG. 3




FIG. 4

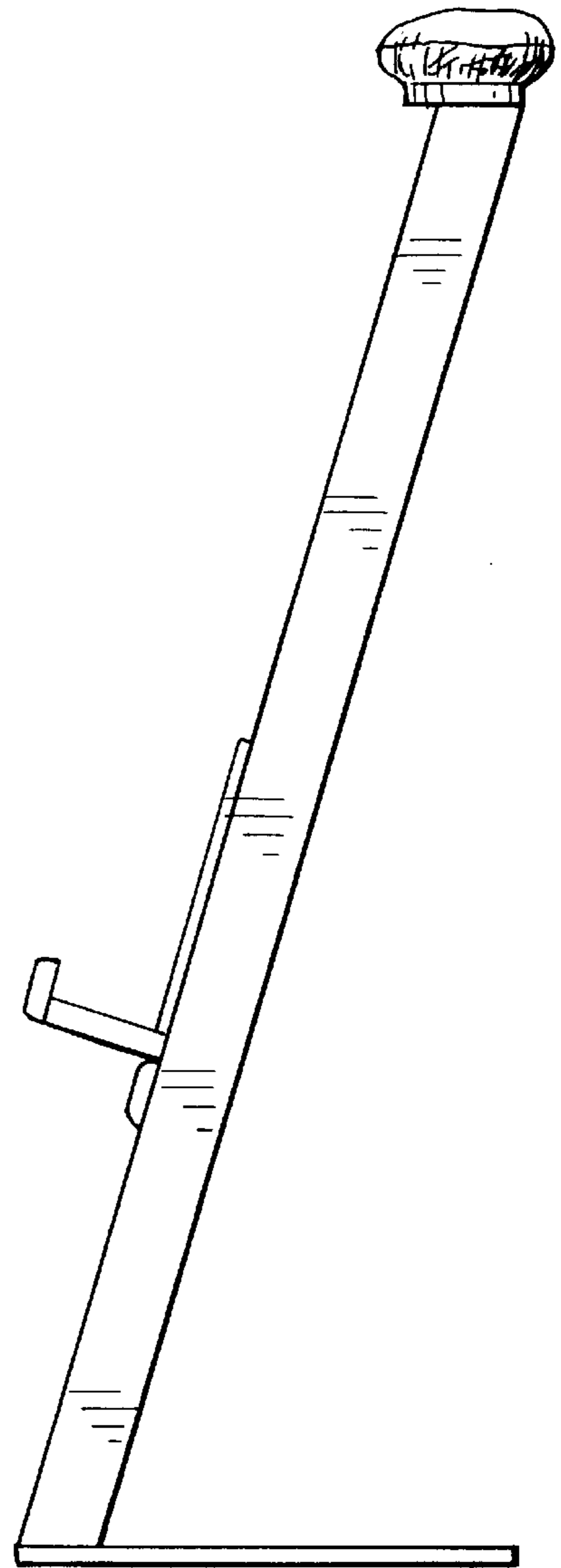


FIG. 5

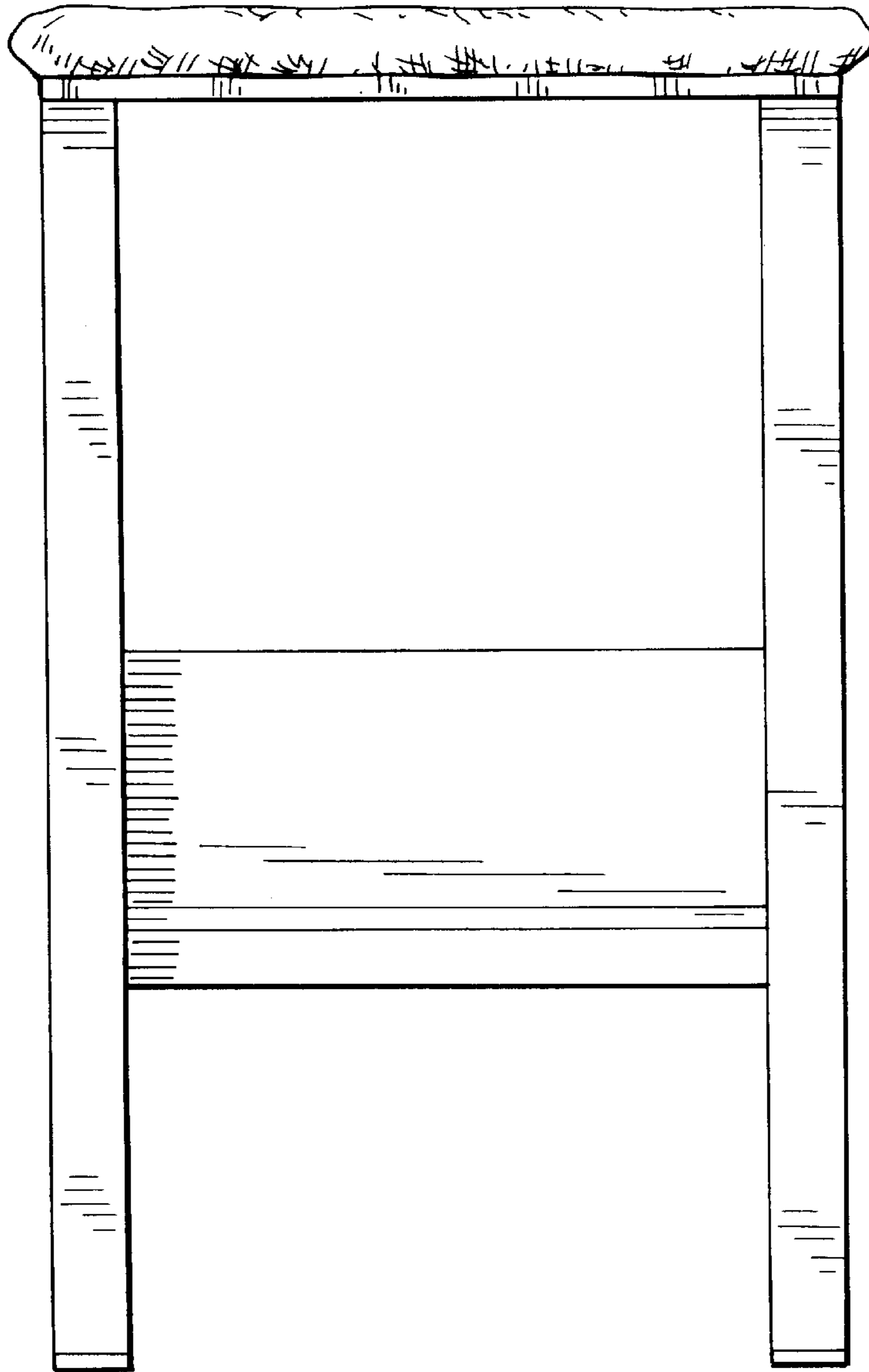


FIG. 6

