



US00D474001S

(12) **United States Design Patent**
Landers

(10) **Patent No.:** **US D474,001 S**

(45) **Date of Patent:** **** May 6, 2003**

(54) **TUBULAR HEAD COVERING WITH FLEXIBLE VISOR**

(76) **Inventor:** **Luke Evan Landers**, 1689 Benedict Ave., Claremont, CA (US) 91711

(**) **Term:** **14 Years**

(21) **Appl. No.:** **29/168,446**

(22) **Filed:** **Oct. 2, 2002**

Related U.S. Application Data

(63) Continuation-in-part of application No. 29/168,161, filed on Sep. 27, 2002, now abandoned.

(51) **LOC (7) Cl.** **02-03**

(52) **U.S. Cl.** **D2/882**

(58) **Field of Search** D2/865, 866, 870, D2/872, 876, 878, 879, 882, 885, 889; 2/171, 172, 174, 181, 195.1

(56) **References Cited**

U.S. PATENT DOCUMENTS

2,829,376	A	*	4/1958	Ostwald	2/195.1
D277,139	S	*	1/1985	DeFalco	D2/880
5,048,128	A	*	9/1991	Watson, Jr.	2/171
D375,188	S	*	11/1996	Nickerson	D2/876
D396,944	S	*	8/1998	Harriman	D2/865
5,790,986	A	*	8/1998	Hall	2/172
D401,392	S	*	11/1998	DiGiglia	D2/879
D408,968	S	*	5/1999	Bardin	D2/880

* cited by examiner

Primary Examiner—Doris V. Coles

Assistant Examiner—Mimosa De

(74) *Attorney, Agent, or Firm*—Notaro & Michalos P.C.

(57) **CLAIM**

The ornamental design for a tubular head covering with flexible visor, as shown and described.

DESCRIPTION

FIG. 1 is a side elevational view of a tubular head covering with flexible visor of a first embodiment showing my new design therefor and shown in a flattened configuration for display, the opposite side being a mirror image thereof;

FIG. 2 is a top plan view thereof;

FIG. 3 is a bottom plan view thereof;

FIG. 4 is front elevational view thereof;

FIG. 5 is a rear elevational view thereof;

FIG. 6 is a view of the head covering with flexible visor of FIG. 1 shown in another flattened orientation;



FIG. 7 is a perspective view of the head covering of FIG. 1 shown in one mode of wear;

FIG. 8 is a view similar to FIG. 3 illustrating another mode of wear; and,

FIG. 9 is a view similar to FIG. 1 of a second embodiment of the invention, the opposite side being an identical mirror image thereof.

The broken lines showing of a human head is for illustrative purposes only and forms no part of the claimed design.

1 Claim, 7 Drawing Sheets






FIG. 1

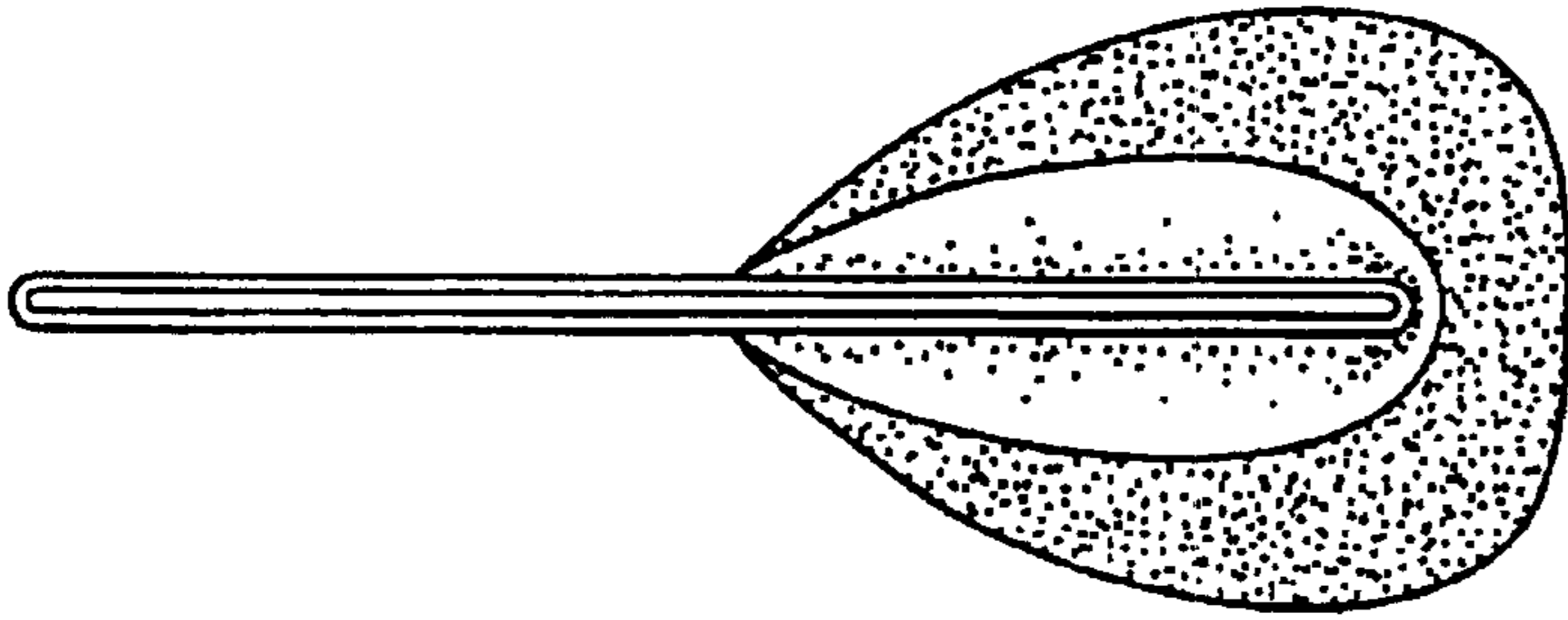


FIG. 2

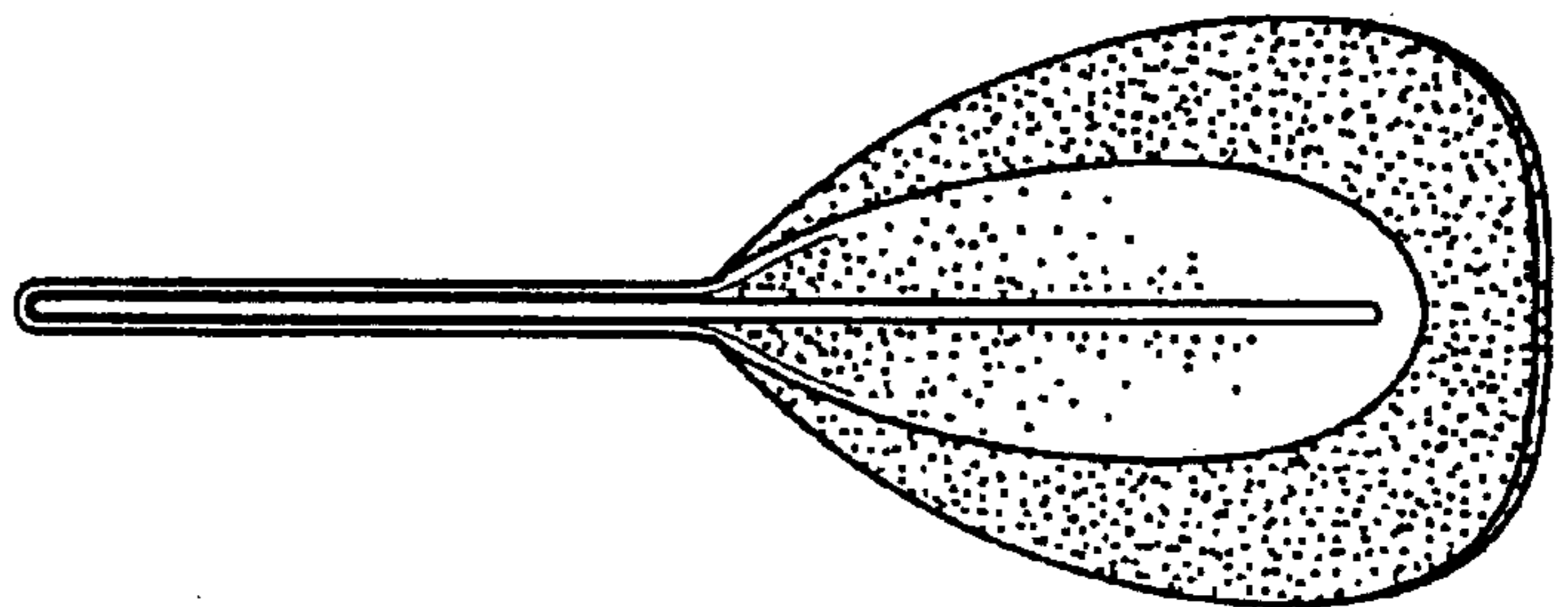


FIG. 3

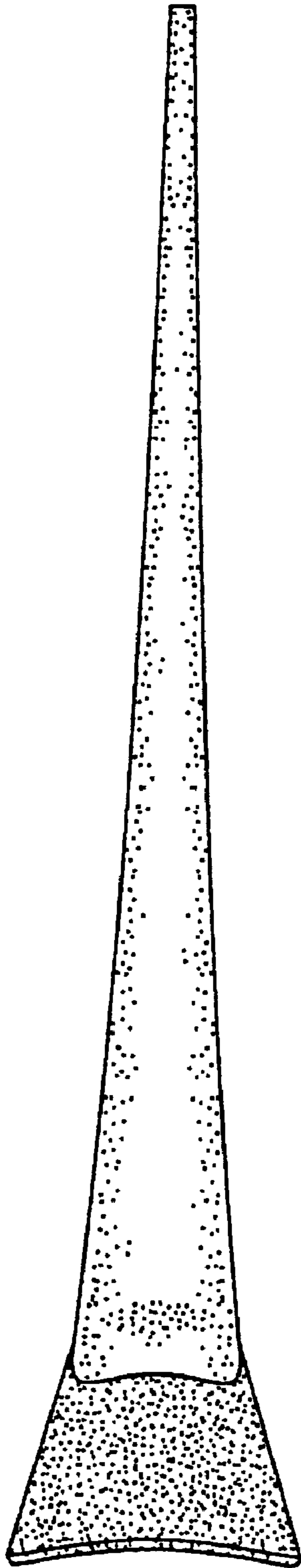


FIG. 4

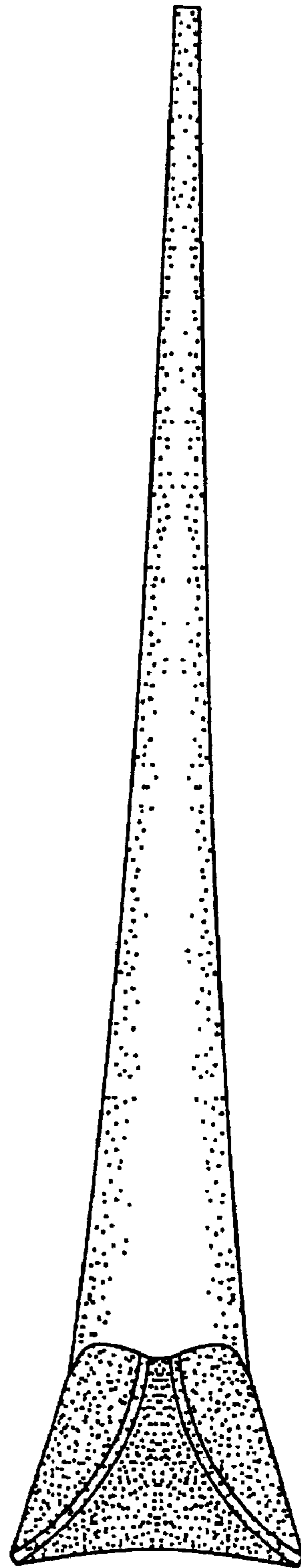


FIG. 5

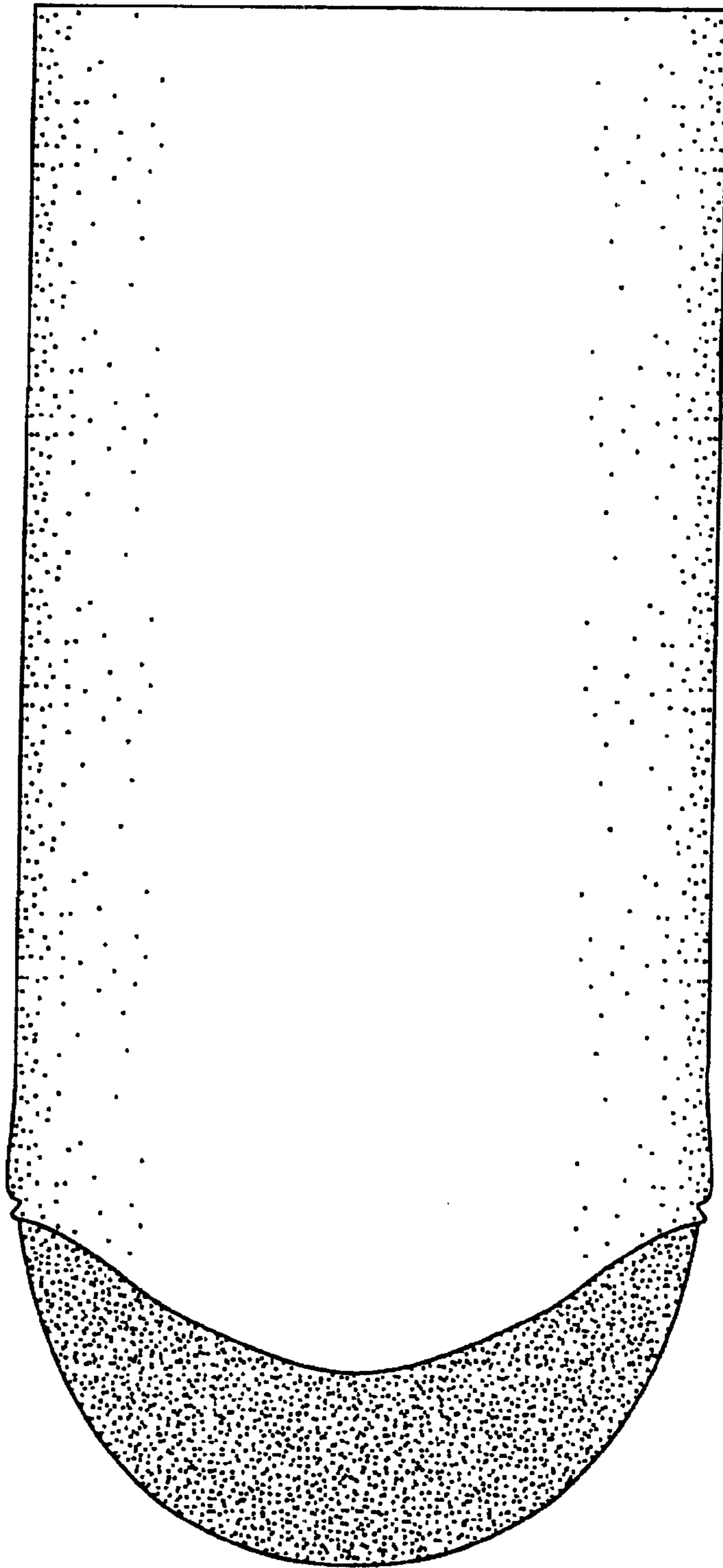


FIG. 6



FIG. 7

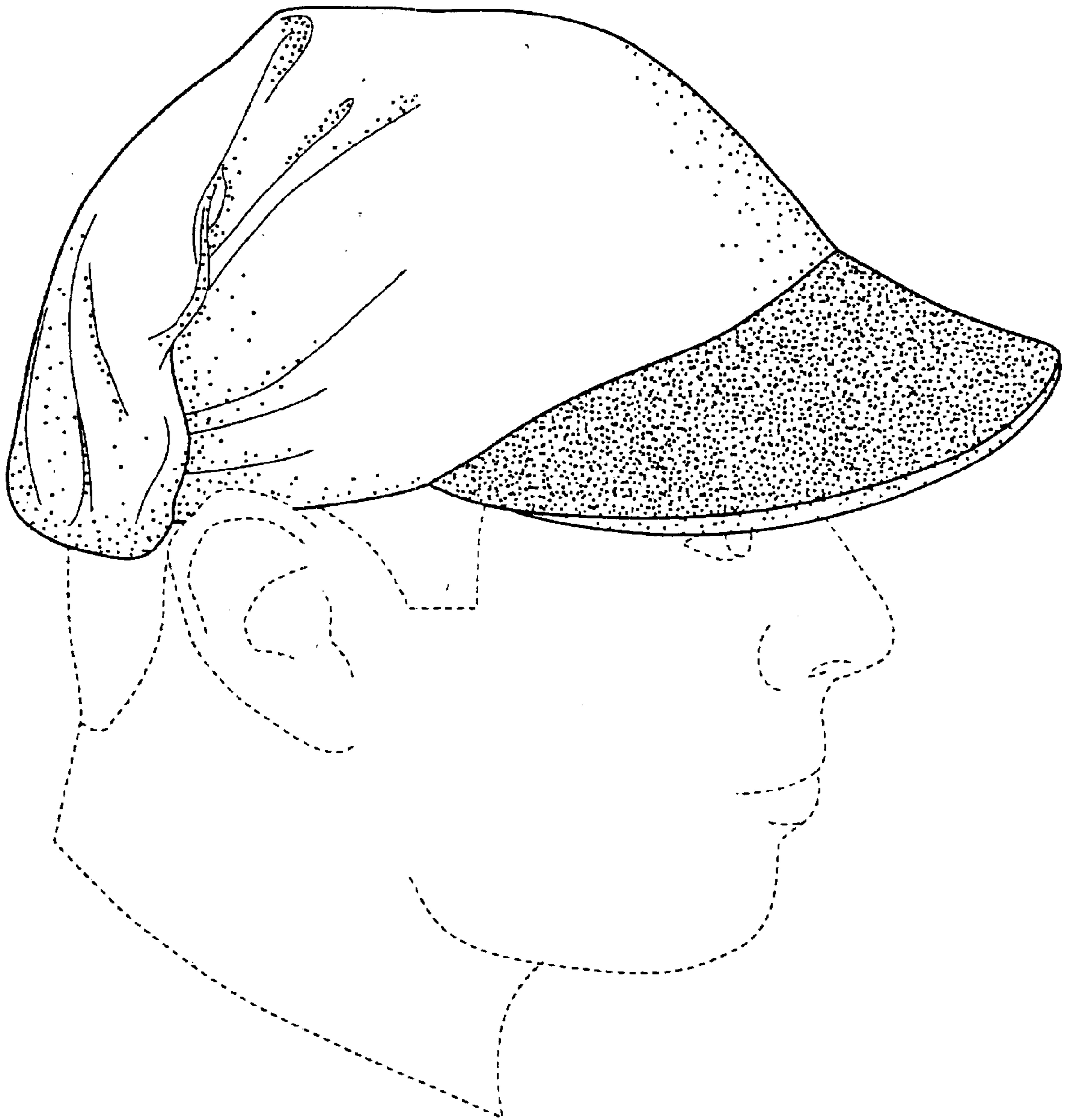


FIG. 8




FIG. 9