



US00D473978S

(12) **United States Design Patent**  
**Fukae**

(10) **Patent No.:** **US D473,978 S**

(45) **Date of Patent:** **\*\* Apr. 29, 2003**

(54) **THUMB INSERTION PORTION OF A  
BASEBALL MITT**

(75) Inventor: **Toyoharu Fukae, Sakai (JP)**

(73) Assignee: **Mitsuwa Tiger Co., Ltd., Osaka-fu  
(JP)**

(\*\*) Term: **14 Years**

(21) Appl. No.: **29/164,785**

(22) Filed: **Jul. 29, 2002**

**Related U.S. Application Data**

(62) Division of application No. 29/149,455, filed on Oct. 9,  
2001.

(30) **Foreign Application Priority Data**

Jun. 11, 2001 (JP) ..... 2001-016961  
Jun. 19, 2001 (JP) ..... 2001-017769  
Jun. 19, 2001 (JP) ..... 2001-017770

(51) **LOC (7) Cl.** ..... **29-02**

(52) **U.S. Cl.** ..... **D29/123**

(58) **Field of Search** ..... D2/610-611, 613,  
D2/615, 616, 617-618, 622, 623; D29/115,  
118, 123; D24/190; 2/9, 161.1, 160

(56) **References Cited**

**U.S. PATENT DOCUMENTS**

2,988,744 A 6/1961 Stobbe ..... 2/19  
3,042,929 A 7/1962 Kobos ..... 2/19

4,527,287 A 7/1985 Aoki ..... 2/19  
4,720,875 A 1/1988 Latina et al. .... 2/19  
D300,182 S 3/1989 Aoki ..... D29/123  
5,075,899 A 12/1991 Funahashi et al. .... D29/115 X  
5,584,133 A 12/1996 Motooka et al. .... 2/160 X  
5,659,897 A 8/1997 Satoh et al. .... 2/19  
5,694,642 A 12/1997 Rector et al. .... 2/19  
6,321,387 B1 11/2001 Fukae ..... 2/19

**FOREIGN PATENT DOCUMENTS**

JP D 1099406 2/2001

*Primary Examiner*—Louis S. Zarfes  
*Assistant Examiner*—Robert A. Delehanty  
(74) *Attorney, Agent, or Firm*—Merchant & Gould P.C.

(57) **CLAIM**

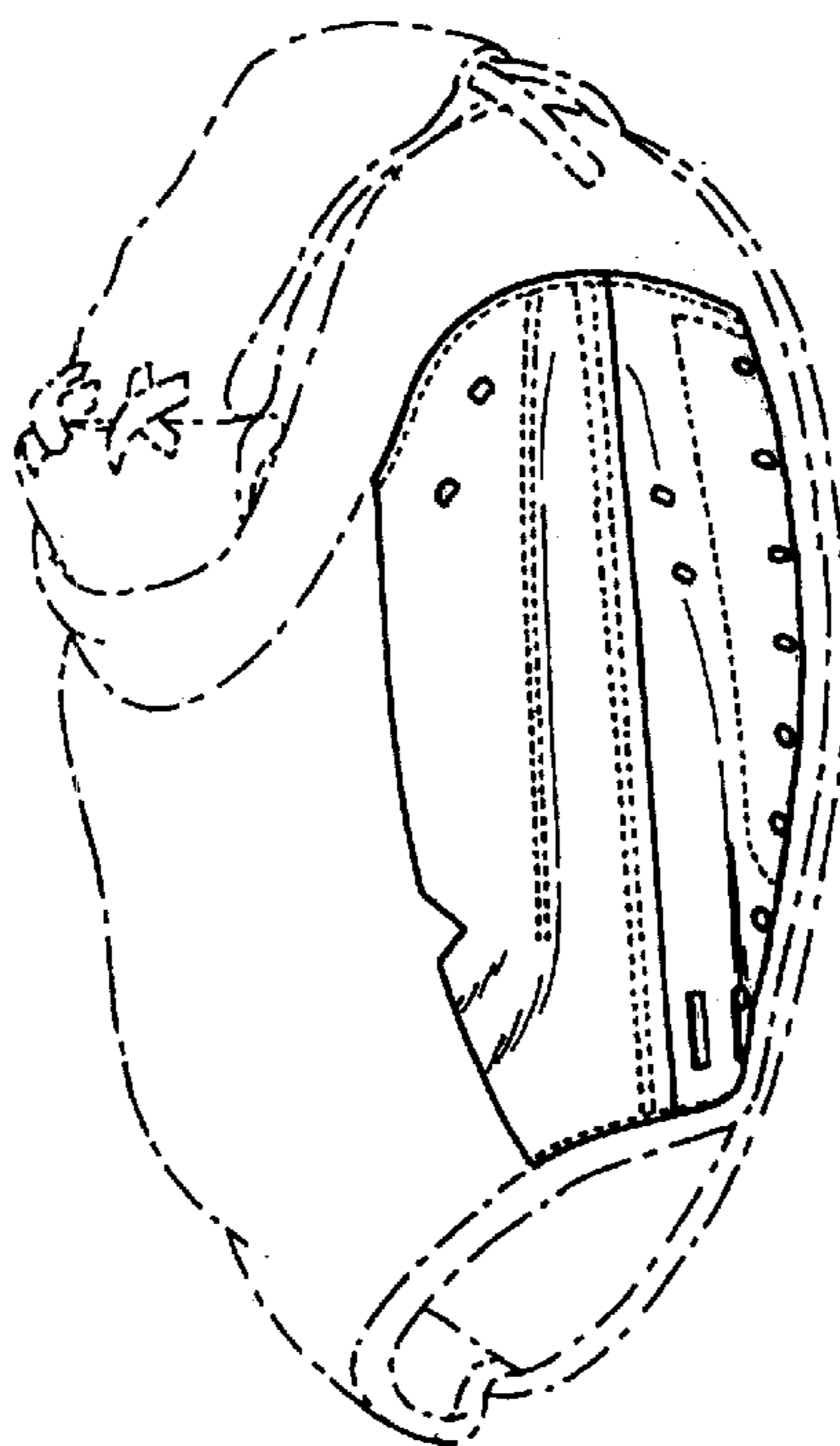
The ornamental design for the thumb insertion portion of a  
baseball mitt, as shown and described.

**DESCRIPTION**

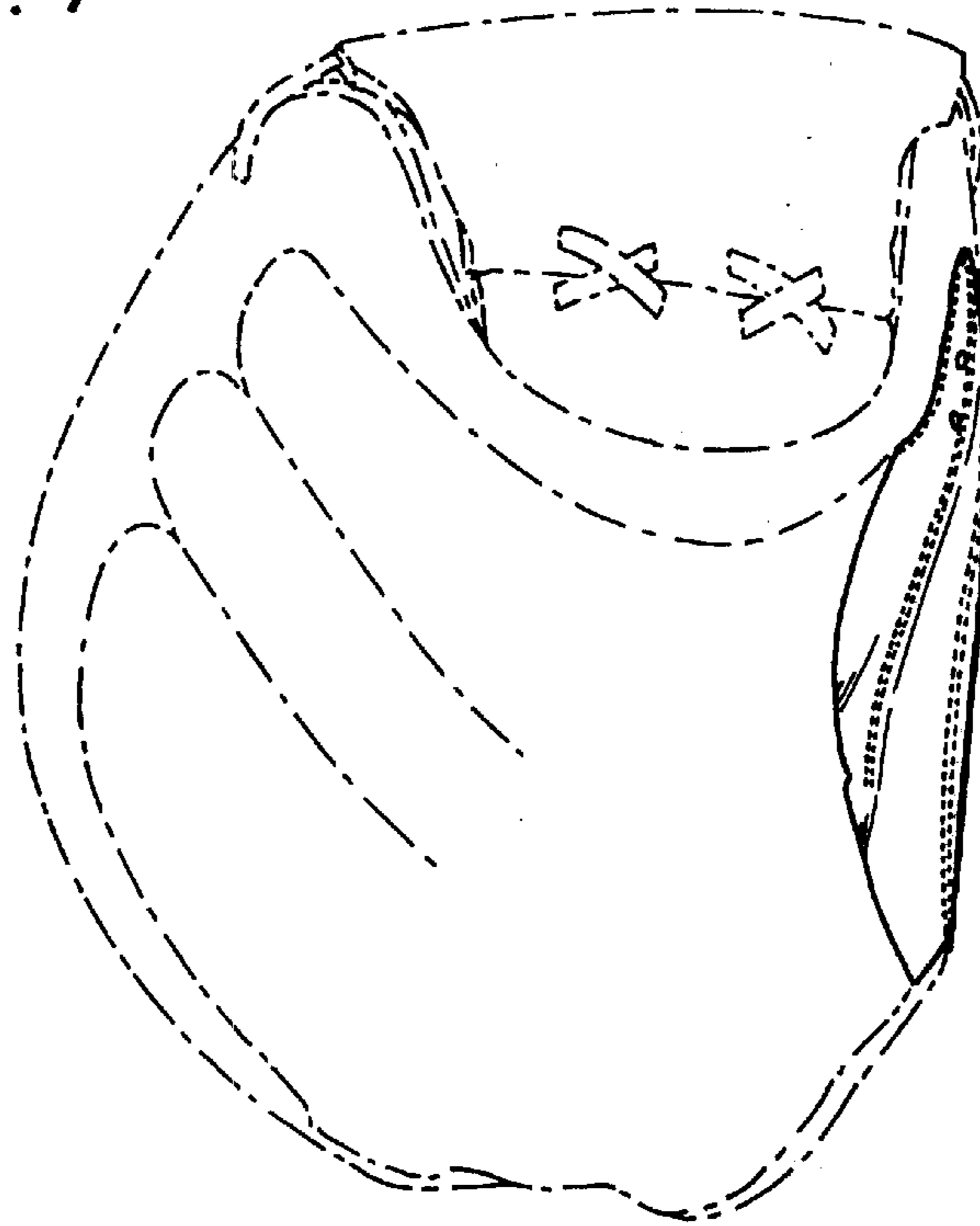
FIG. 1 is a front elevational view thereof of my new design;  
FIG. 2 is rear elevational view thereof;  
FIG. 3 is a right side elevational view thereof;  
FIG. 4 is a left side elevational view thereof;  
FIG. 5 is a bottom view thereof; and,  
FIG. 6 is a perspective view thereof.

The broken-lines showing the environmental parts of the  
thumb insertion portion in the figures are for illustrative  
purpose only, and form no part of the claimed invention. The  
broken-lines appearing in the thumb insertion portion illus-  
trate the stitching provided thereon.

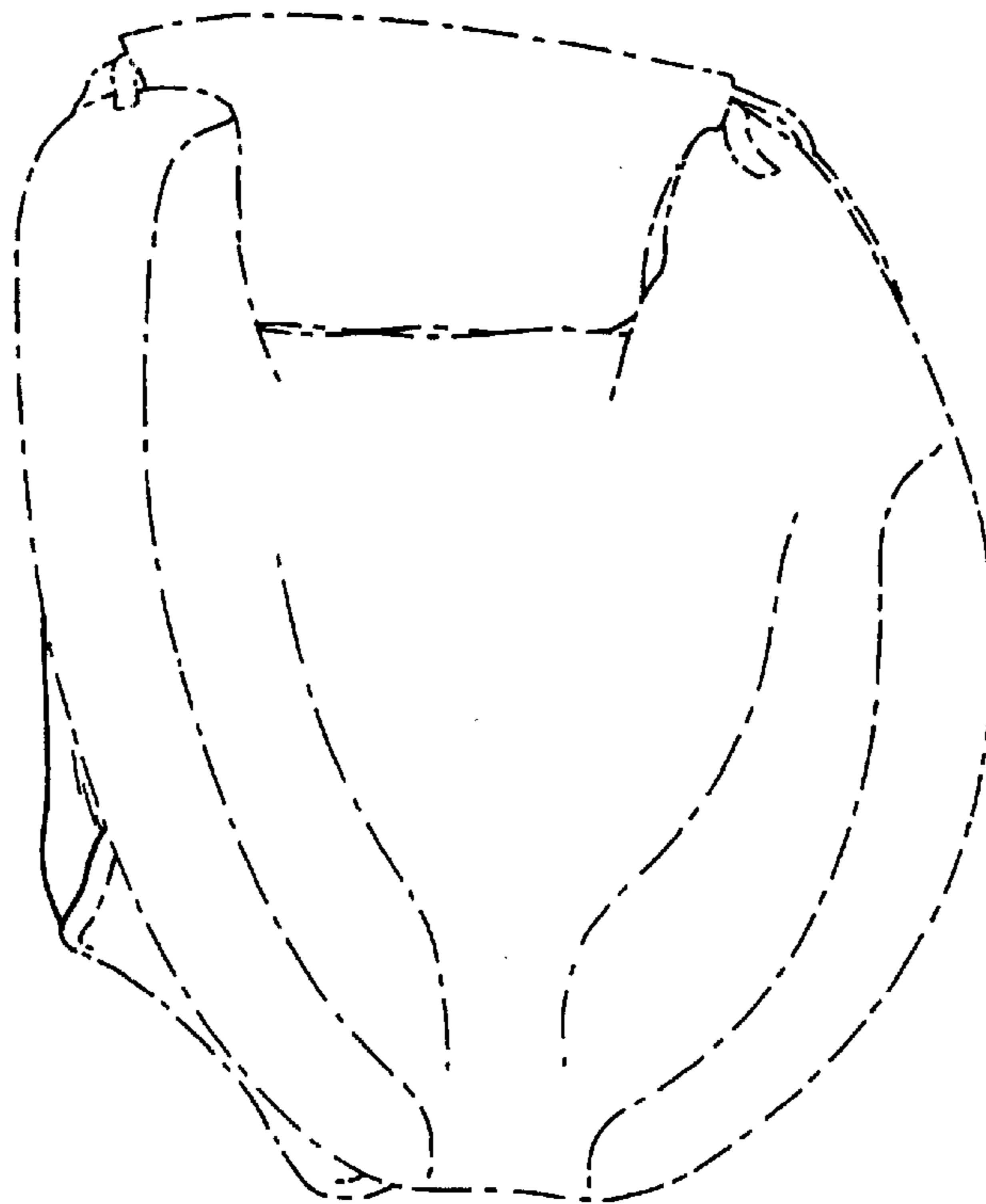
**1 Claim, 3 Drawing Sheets**



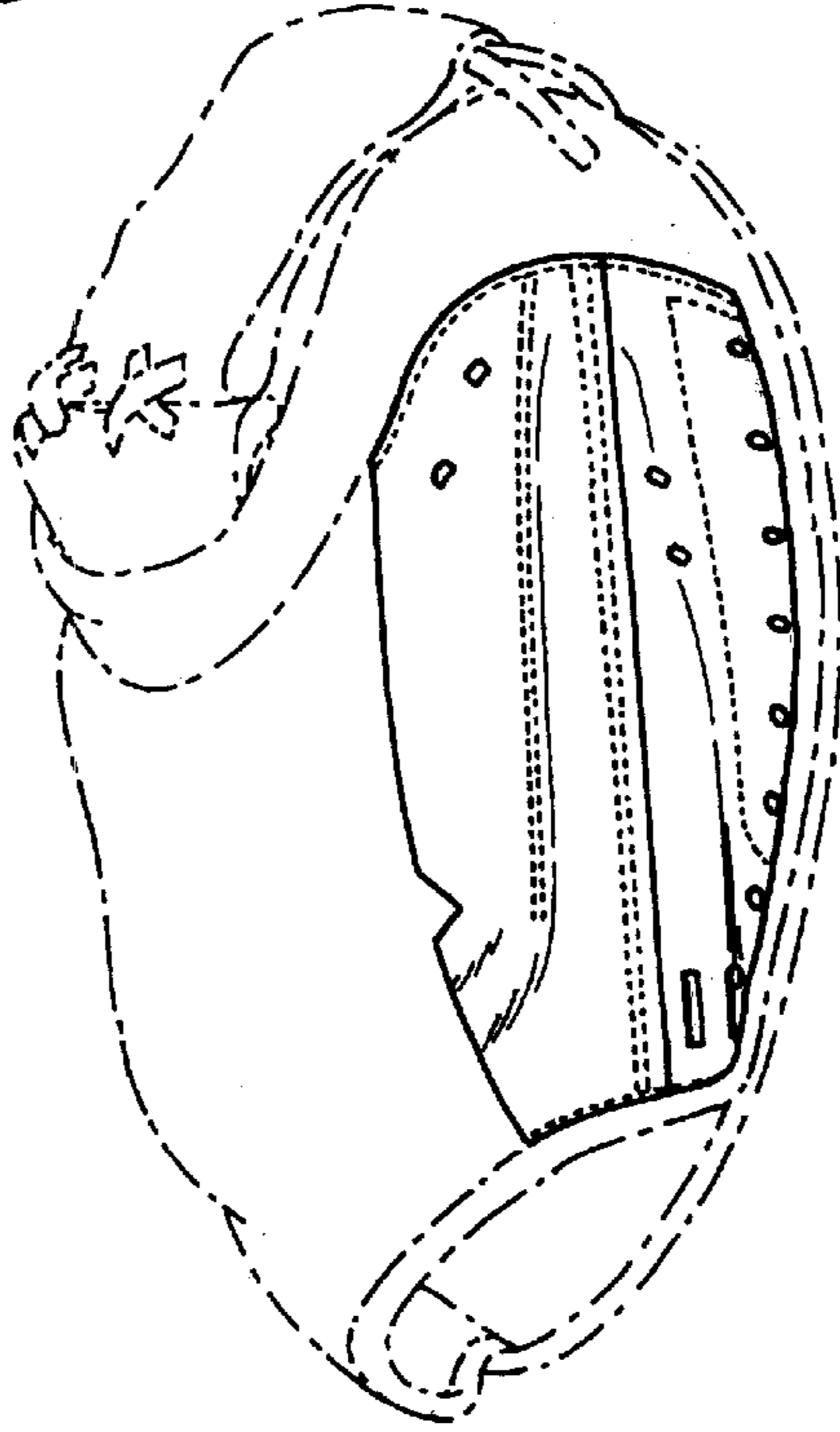
*Fig. 1*




*Fig. 2*




*Fig. 3*



*Fig. 4*



*Fig. 5*



*Fig. 6*

