



US00D473972S

(12) **United States Design Patent**  
**Chuang**

(10) **Patent No.:** **US D473,972 S**

(45) **Date of Patent:** **\*\* \*Apr. 29, 2003**

(54) **LIGHTER**

D454,409 S \* 3/2002 Chuang ..... D27/157

(76) Inventor: **Shao-Chi Chuang**, No. 13, Nong 41,  
Lane 8, Tian Mu East Rd., Taiepi City  
(TW)

\* cited by examiner

*Primary Examiner*—Jennifer Rivard  
(74) *Attorney, Agent, or Firm*—Charles E. Baxley

(\* ) Notice: This patent is subject to a terminal dis-  
claimer.

(57) **CLAIM**

(\*\* ) Term: **14 Years**

The ornamental design for a lighter, as shown and described.

(21) Appl. No.: **29/155,479**

**DESCRIPTION**

(22) Filed: **Feb. 12, 2002**

FIG. 1 is a perspective view of a lighter showing my new  
design;

(51) **LOC (7) Cl.** ..... **27-05**

FIG. 2 is a front elevational view thereof;

(52) **U.S. Cl.** ..... **D27/157**

FIG. 3 is a rear elevational view thereof;

(58) **Field of Search** ..... D27/141, 148,  
D27/152–155, 157, 159, 160; 431/129,  
130, 132, 142–144, 151, 254–256, 267,  
273–277, 253

FIG. 4 is a left side elevational view; the right side eleva-  
tional view being identical to that shown thereof;

FIG. 5 is a top plan view thereof;

FIG. 6 is a bottom plan view thereof; and,


FIG. 7 is a perspective view of lighter, the broken lines  
shown are for illustrative purposes only and form no part of  
the claimed design.

(56) **References Cited**

**U.S. PATENT DOCUMENTS**

D307,061 S \* 4/1990 Nitta ..... D27/141

**1 Claim, 6 Drawing Sheets**






FIG. 1

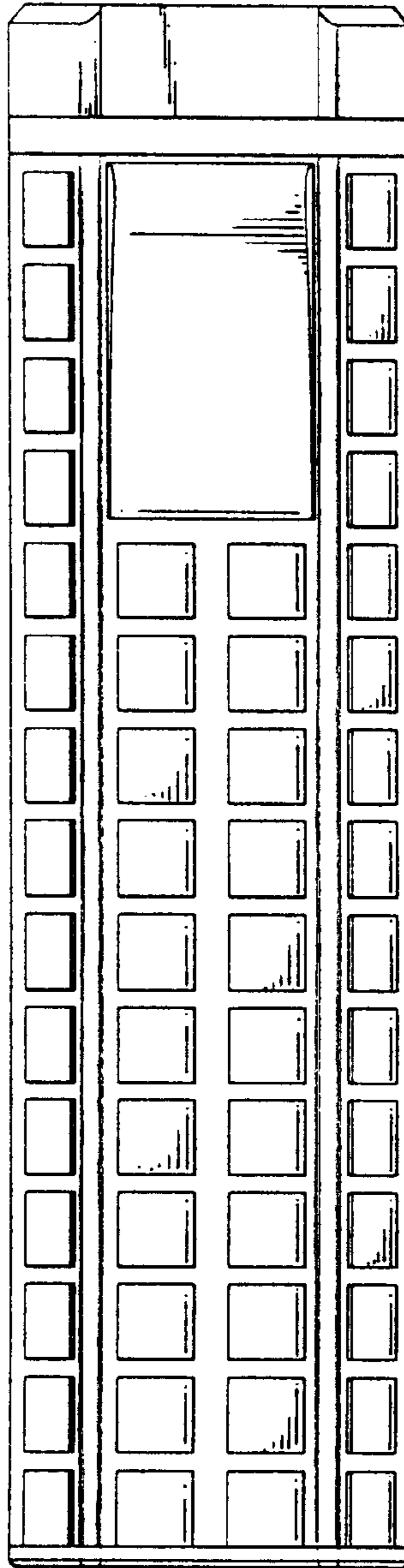


FIG. 2




FIG. 3

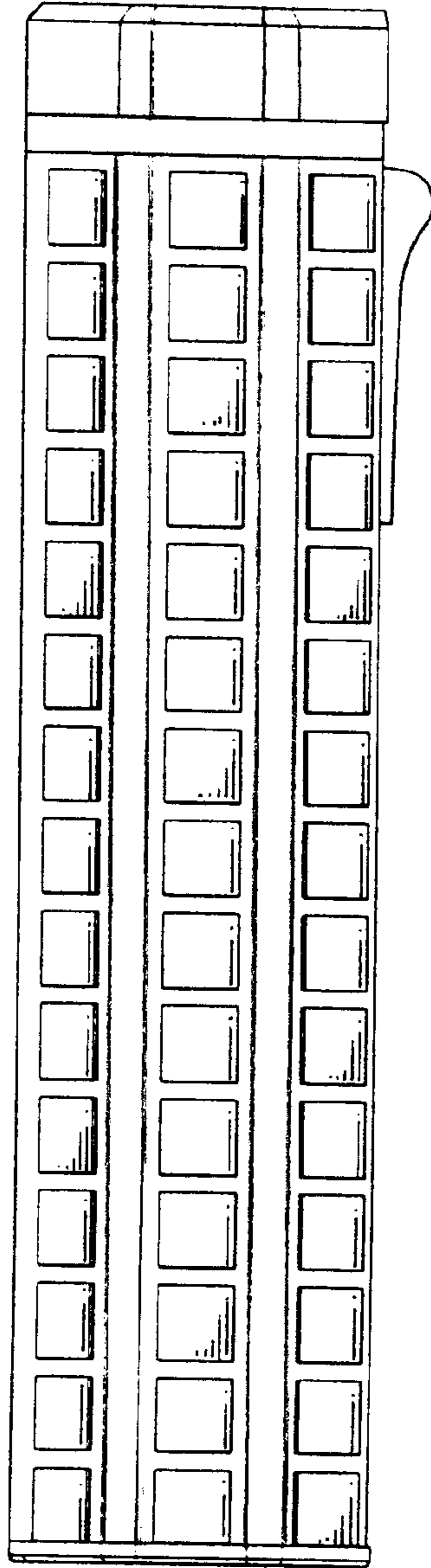


FIG. 4

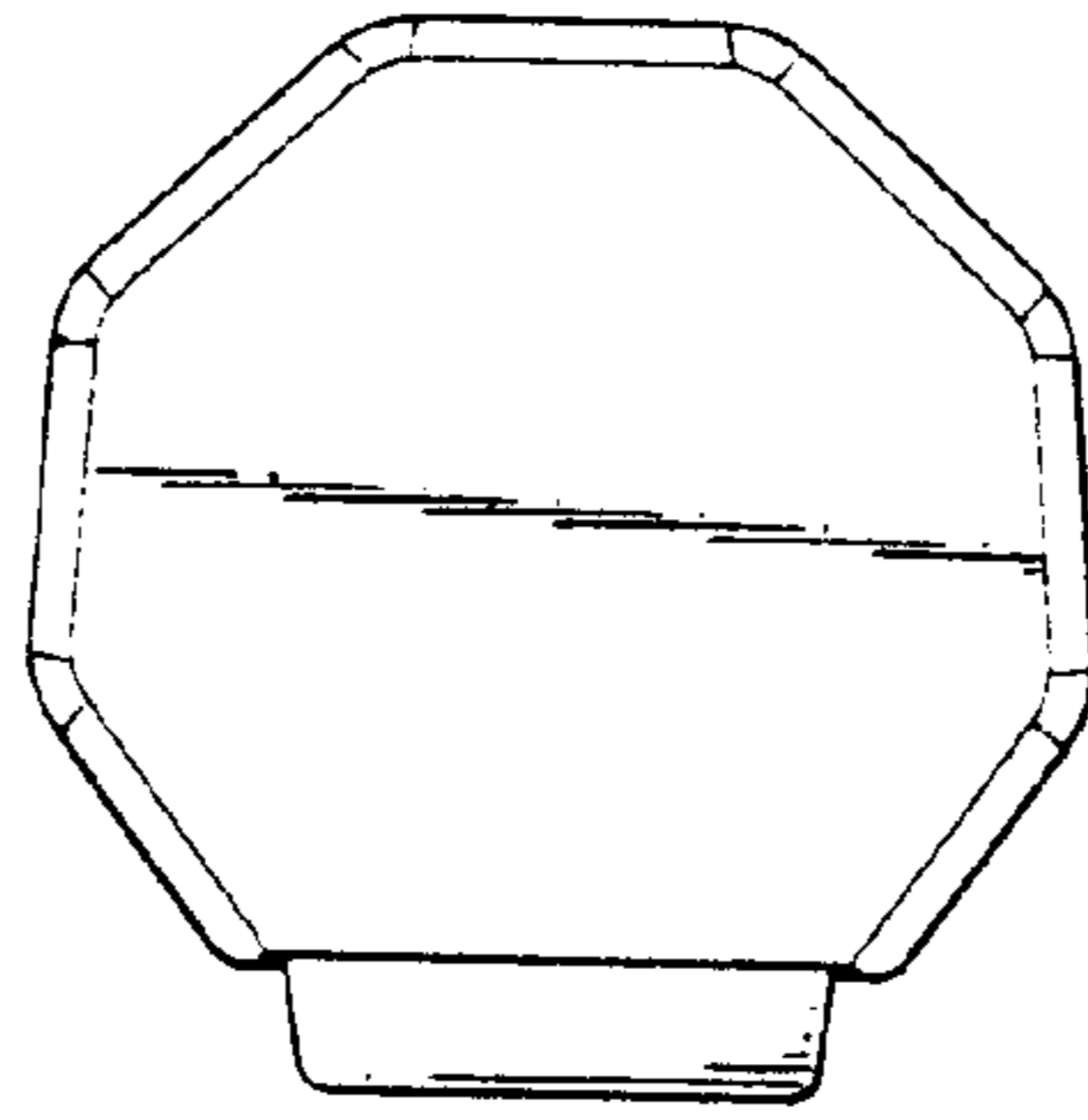


FIG. 5

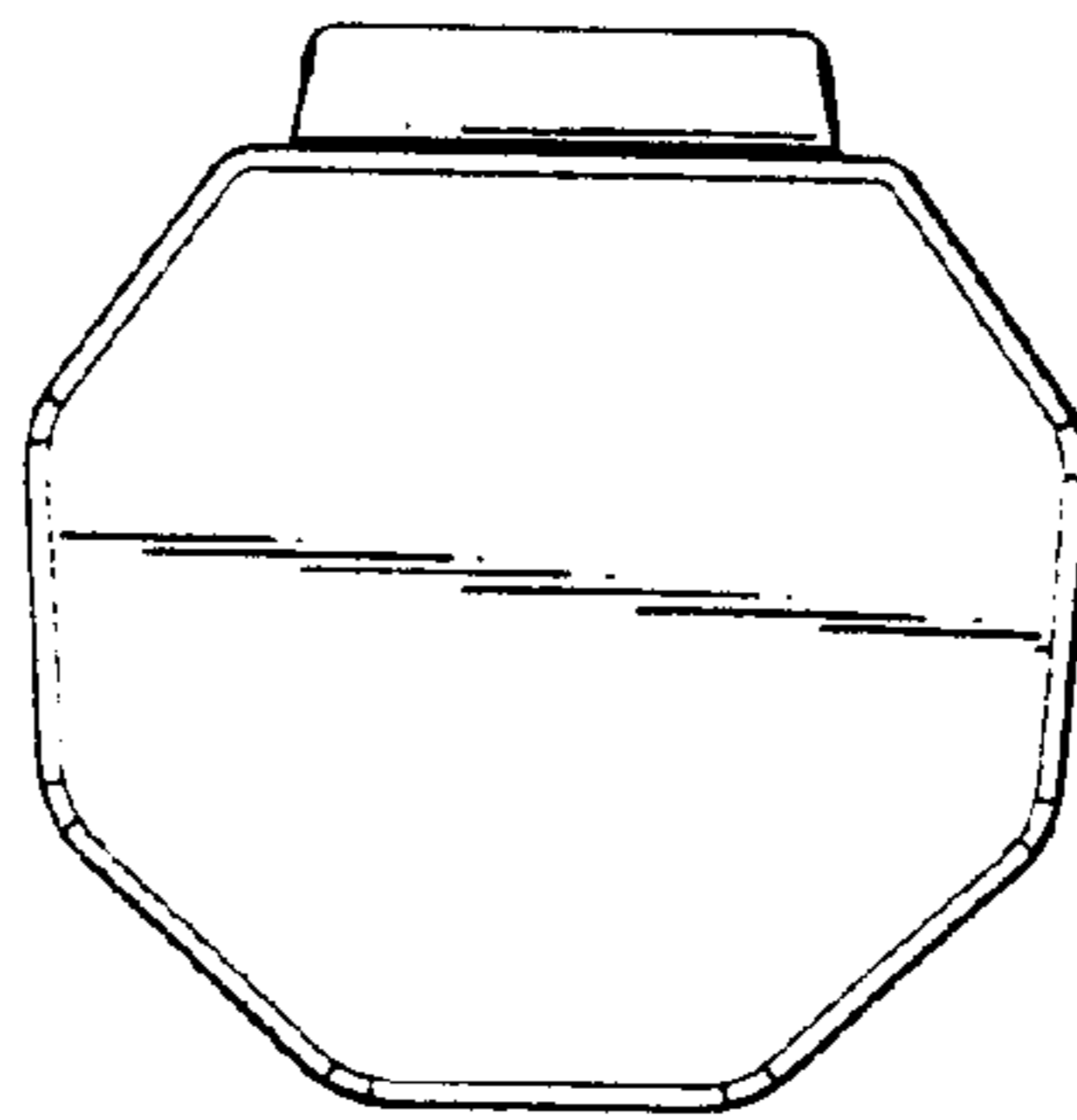


FIG. 6




FIG. 7