



US00D473970S

(12) **United States Design Patent**  
**Johnson**

(10) **Patent No.:** **US D473,970 S**

(45) **Date of Patent:** **\*\* Apr. 29, 2003**

(54) **LIGHT FIXTURE HANGING ELEMENT**

1,438,344 A \* 12/1922 Sweet ..... 59/78.1  
D84,909 S \* 8/1931 Winkler ..... D26/72  
5,568,969 A \* 10/1996 Yu ..... 362/404

(75) Inventor: **Aaron M. Johnson**, Fort Worth, TX  
(US)

\* cited by examiner

(73) Assignee: **Quorum International, L.P.**, Fort  
Worth, TX (US)

*Primary Examiner*—Jennifer Rivard  
(74) *Attorney, Agent, or Firm*—Kenneth C. Hill

(\*\*) Term: **14 Years**

(57) **CLAIM**

(21) Appl. No.: **29/162,924**

The ornamental design for a light fixture hanging element,  
as shown and described.

(22) Filed: **Jun. 21, 2002**

**DESCRIPTION**

(51) **LOC (7) Cl.** ..... **26-99**

(52) **U.S. Cl.** ..... **D26/138**

(58) **Field of Search** ..... 59/84, 87, 85,  
59/92, 82, 78.1; D11/93, 94, 11, 13; D26/113,  
138, 154, 72; 362/404, 382

FIG. 1 is a left side view of a light fixture hanging element  
according to the present invention, with the right side view  
being identical thereto;


FIG. 2 is a back view of the light fixture hanging element;  
FIG. 3 is a front view of the light fixture hanging element;  
FIG. 4 is a top view of the light fixture hanging element; and,  
FIG. 5 is a bottom view of the light fixture hanging element.

(56) **References Cited**

**U.S. PATENT DOCUMENTS**

966,626 A \* 8/1910 Ummach ..... 362/404

**1 Claim, 2 Drawing Sheets**






Figure 1

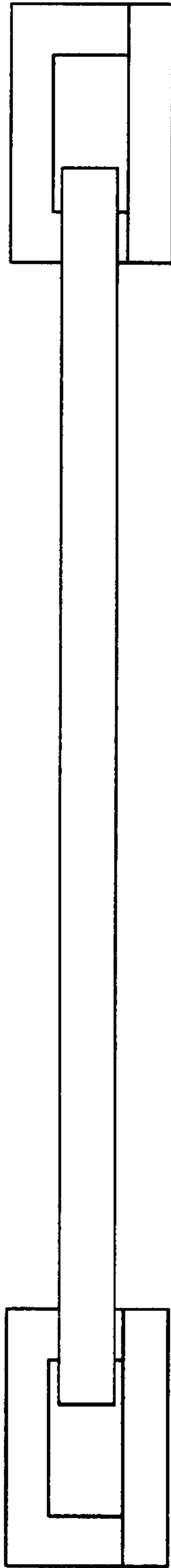


Figure 2

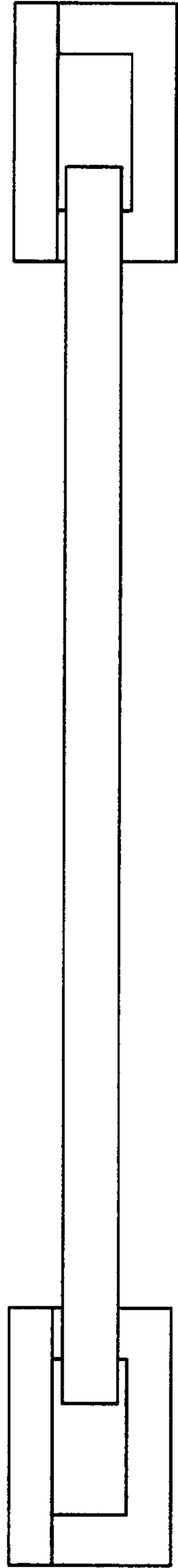


Figure 3

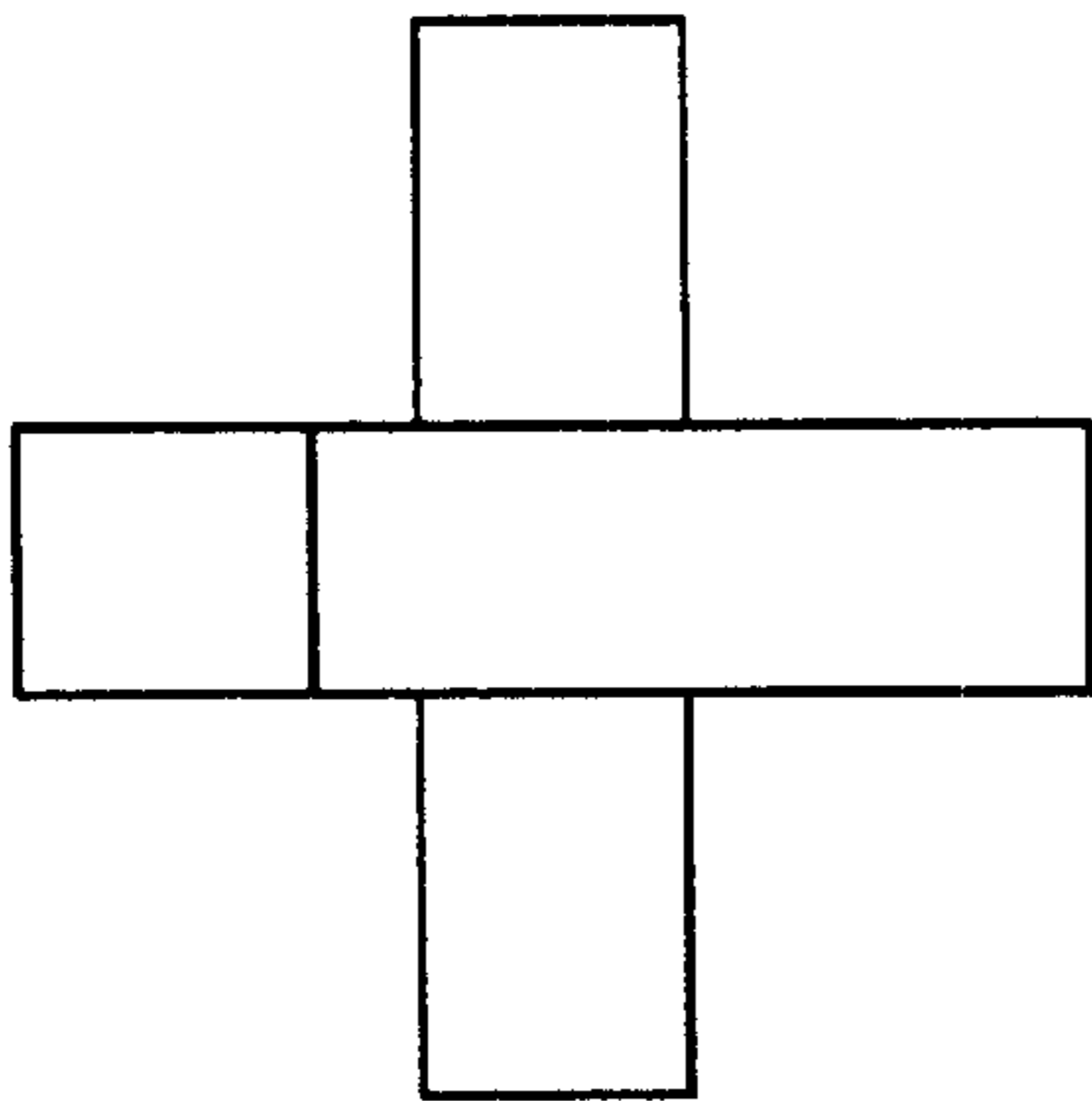


Figure 4

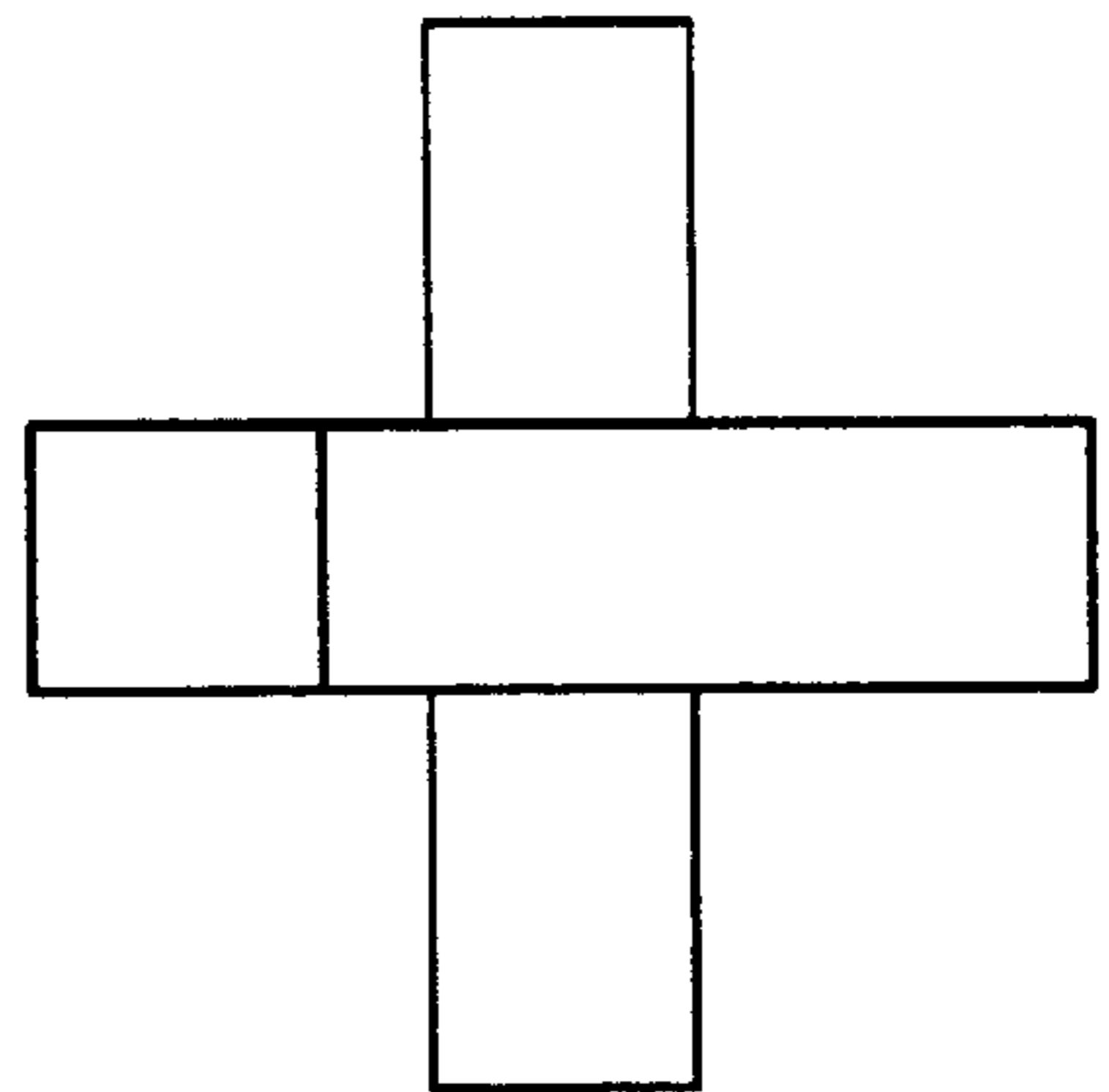


Figure 5