



US00D473969S

(12) **United States Design Patent**
Stephens

(10) **Patent No.:** **US D473,969 S**

(45) **Date of Patent:** **** Apr. 29, 2003**

(54) **NOVELTY LAMP**

D371,620 S * 7/1996 Cool D26/106 X
5,678,918 A * 10/1997 Lin 362/806 X

(76) Inventor: **Peter Stephens**, 753 39th Ave., San Francisco, CA (US) 94123

* cited by examiner

(**) Term: **14 Years**

Primary Examiner—Alan P. Douglas

Assistant Examiner—Linda Brooks

(21) Appl. No.: **29/147,509**

(74) *Attorney, Agent, or Firm*—Howard C. Miskin, Esq.;
Gloria Tsui-Yip, Esq.

(22) Filed: **Aug. 30, 2001**

(57) **CLAIM**

Related U.S. Application Data

The ornamental design for a novelty lamp, as shown and described.

(63) Continuation-in-part of application No. 29/145,321, filed on Jul. 19, 2001.

DESCRIPTION

(51) **LOC (7) Cl.** **26-03**

FIG. 1 is a perspective view of my new design;

(52) **U.S. Cl.** **D26/106**

FIG. 2 is a right side view;

(58) **Field of Search** D26/42, 58, 93-112;
362/96, 97, 125, 157, 158, 171, 173, 223,
410-414, 806

FIG. 3 is a front elevational view;

FIG. 4 is a top plan view; and,

FIG. 5 is a bottom plan view.


(56) **References Cited**

The broken lines shown form no part of the claimed design.

U.S. PATENT DOCUMENTS

D96,763 S * 9/1935 Kennedy D26/104

1 Claim, 3 Drawing Sheets






FIG. 1

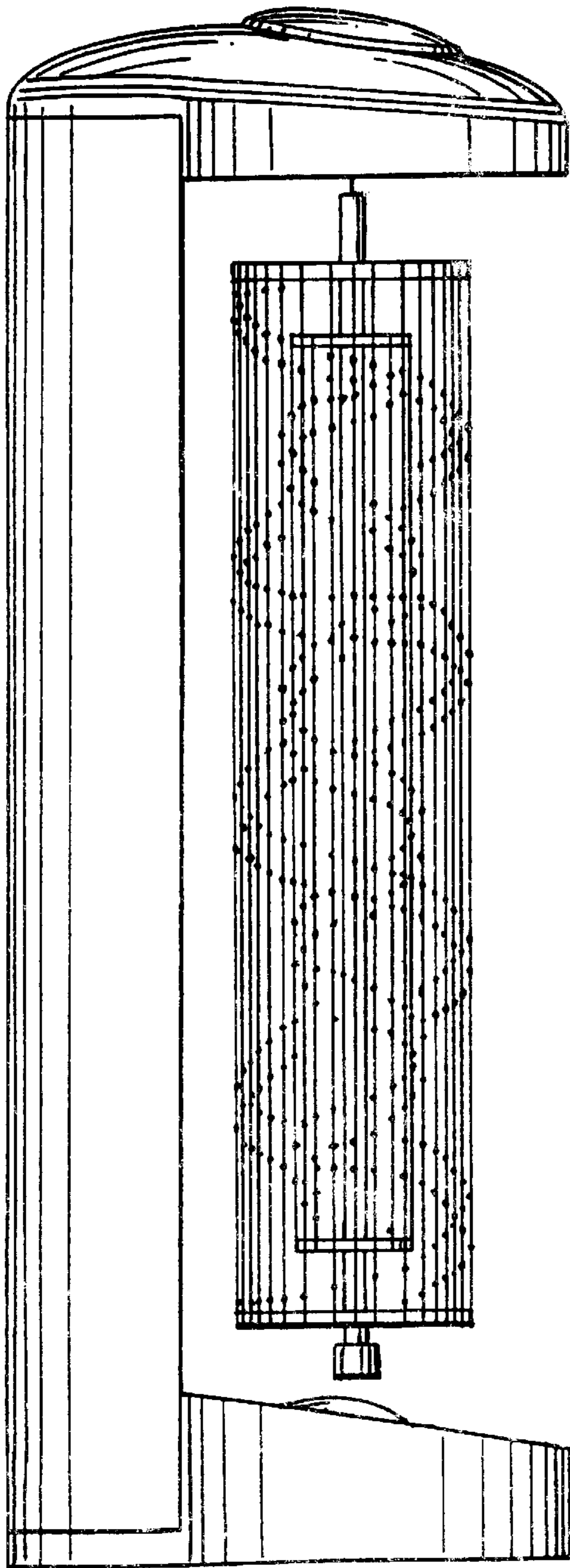


FIG. 2




FIG. 3

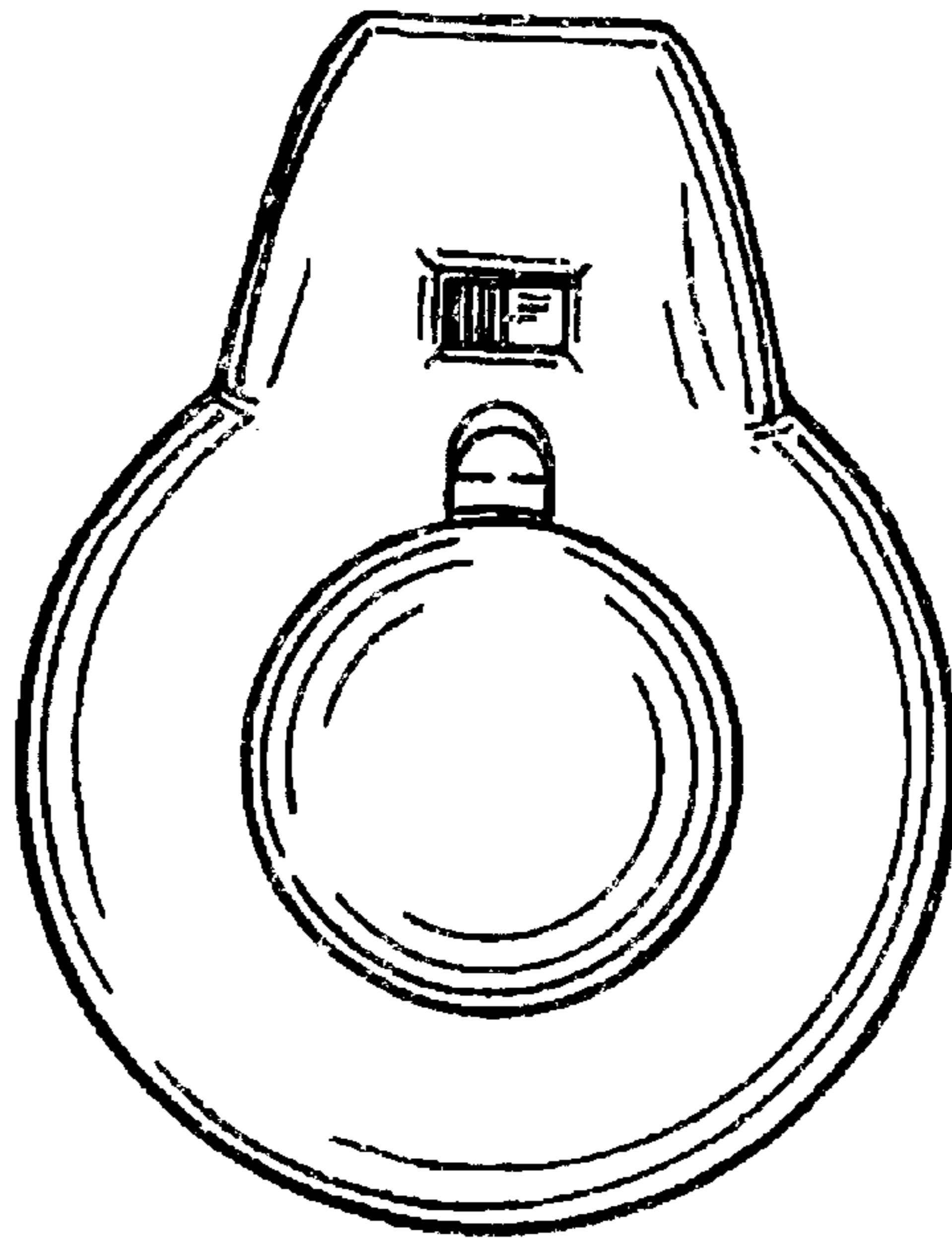


FIG. 5

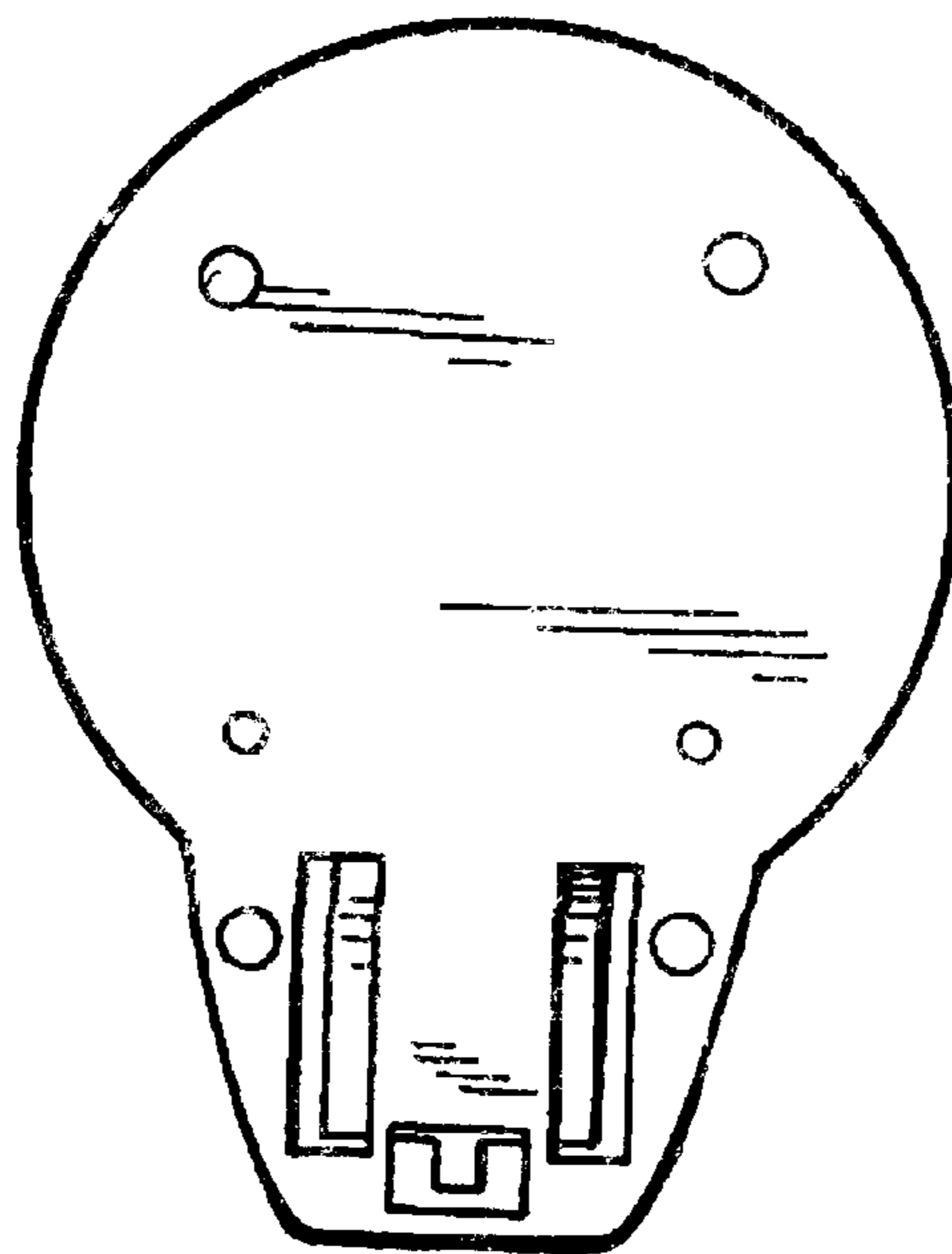


FIG. 4