



US00D473958S

(12) **United States Design Patent**
Pascasio

(10) **Patent No.:** **US D473,958 S**

(45) **Date of Patent:** **** Apr. 29, 2003**

(54) **DECORATIVE LIGHT**

(76) Inventor: **Porfirio R Pascasio**, P.O. Box 1207,
Weston, WV (US) 26452

(**) Term: **14 Years**

(21) Appl. No.: **29/136,579**

(22) Filed: **Feb. 2, 2001**

(51) **LOC (7) Cl.** **26-04**

(52) **U.S. Cl.** **D26/25**

(58) **Field of Search** D26/25, 4, 73,
D26/125; D11/117, 119, 121, 125, 127,
130.1; 362/806-808, 124, 236, 240, 244,
246, 250, 252

(56) **References Cited**

U.S. PATENT DOCUMENTS

2,042,905	A	6/1936	Mccluskey	
2,513,565	A	* 7/1950	Johnson	362/332
2,821,802	A	* 2/1958	Glaser	D11/117
3,302,013	A	1/1967	Richardson	
D209,517	S	12/1967	Burnbaum	
3,704,365	A	11/1972	Miller	
D386,445	S	11/1997	Odierna	
5,975,717	A	11/1999	Rahman	
D439,992	S	* 4/2001	Wong	D26/25
6,309,087	B1	* 10/2001	Huang	362/252
D452,745	S	* 1/2002	Chang	D26/25
6,494,591	B1	* 12/2002	Guimond	362/249

OTHER PUBLICATIONS

Hong Kong Enterprise vol. 2, 2000, p. 70; "Glow Light
Curtain" in center photo.*

* cited by examiner

Primary Examiner—Alan P. Douglas

Assistant Examiner—Clare E. Heflin

(57) **CLAIM**

The ornamental design for a decorative light, as shown and
described.

DESCRIPTION

FIG. 1 is a front elevational view of the decorative light of
the present invention;

FIG. 2 is a rear elevational view of the decorative light of
FIG. 1;

FIG. 3 is a right side elevational view of the decorative light
of FIG. 1;

FIG. 4 is a left side elevational view of the decorative light
of FIG. 1;

FIG. 5 is a top plan view of the decorative light of FIG. 1;
and,

FIG. 6 is a bottom plan view of the decorative light of FIG.
1.

The cord ends are shown broken away to depict indetermi-
nate length.

1 Claim, 4 Drawing Sheets

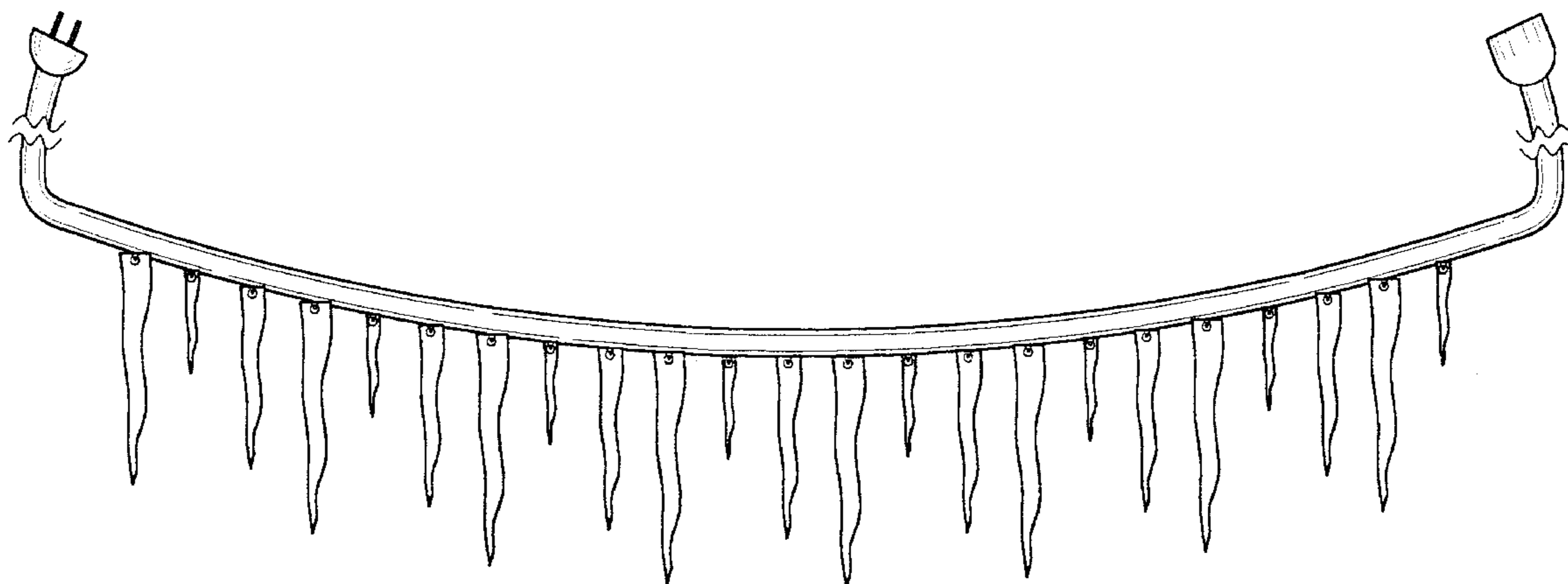


FIG. 1

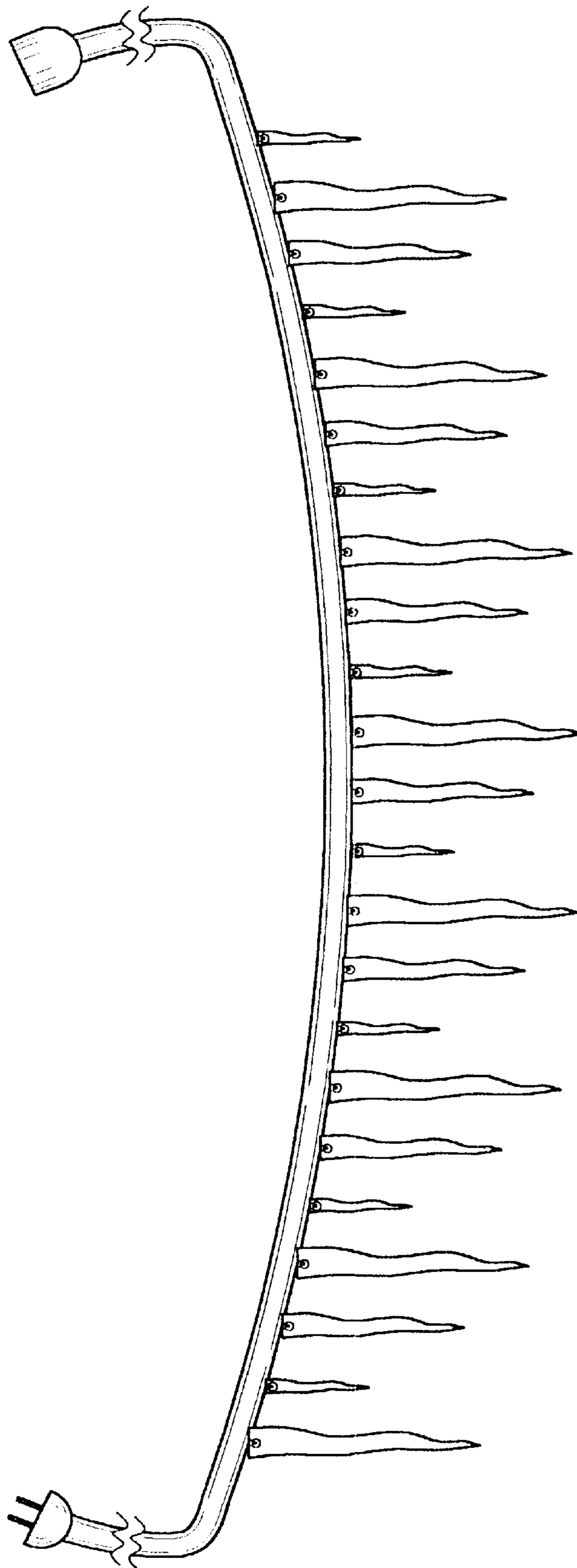


FIG. 2

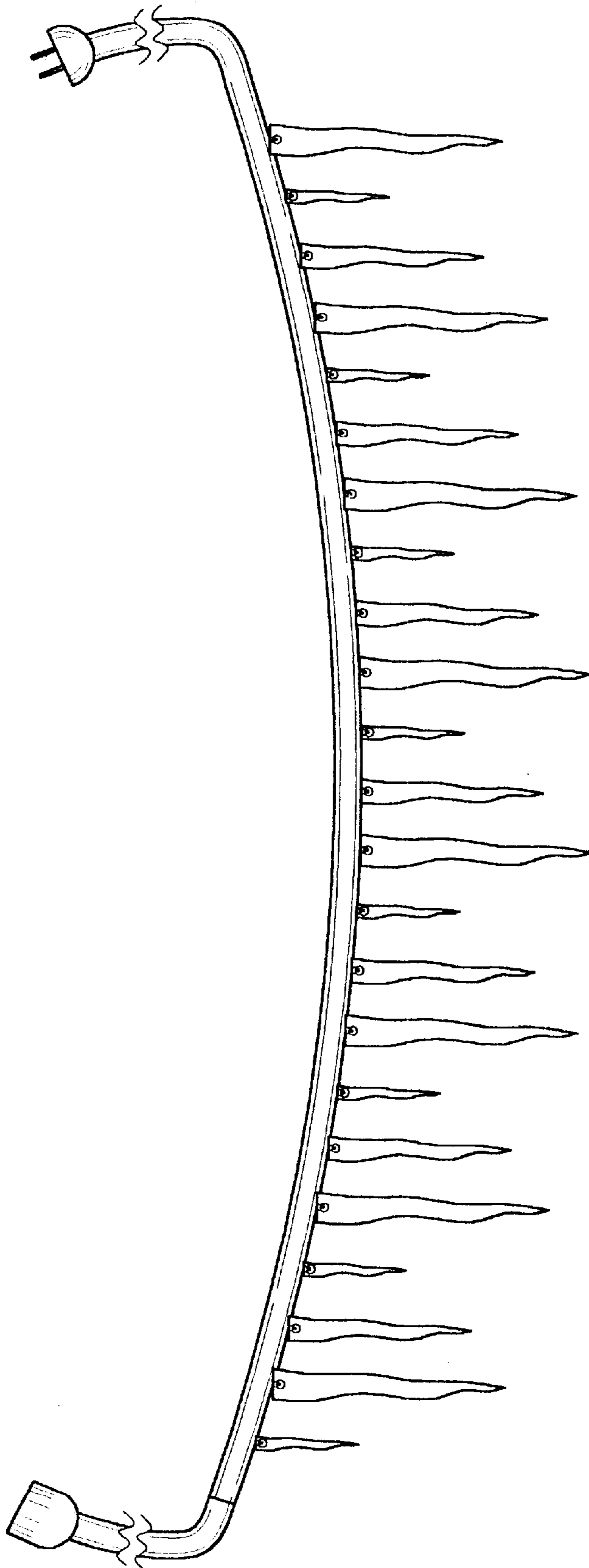




FIG. 3



FIG. 4

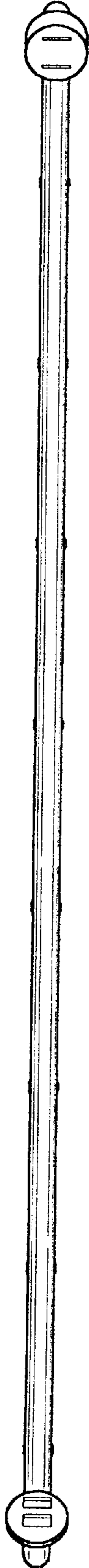


FIG. 5

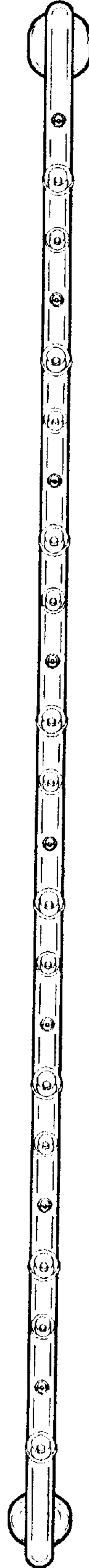


FIG. 6