



US00D473955S

(12) **United States Design Patent**  
**Gregori**

(10) **Patent No.:** **US D473,955 S**

(45) **Date of Patent:** **\*\* Apr. 29, 2003**

(54) **STRUCTURAL MEMBER**

5,953,878 A 9/1999 Johnson ..... 52/582.2  
D431,658 S 10/2000 Gregori ..... D25/122

(76) Inventor: **Karl H. W. Gregori**, 8 Lakewood  
Court, Hawkestone, Ontario (CA), L0C  
1T0

(\*\*) Term: **14 Years**

(21) Appl. No.: **29/164,508**

(22) Filed: **Jul. 25, 2002**

**Related U.S. Application Data**

(63) Continuation of application No. 29/151,027, filed on Oct.  
31, 2001.

(51) **LOC (7) Cl.** ..... **25-01**

(52) **U.S. Cl.** ..... **D25/122**

(58) **Field of Search** ..... D25/38, 126, 43;  
256/73, 19, 20, 24, 59, 65.01, 66

(56) **References Cited**

**U.S. PATENT DOCUMENTS**

3,363,390 A	1/1968	Crane et al.	
3,698,692 A	10/1972	Burrows, Jr.	
D257,177 S	9/1980	Demarest	..... D25/38
5,078,367 A	1/1992	Simpson et al.	..... 256/24
D336,345 S	6/1993	Fasth et al.	..... D25/126
5,361,554 A	11/1994	Bryan	..... 52/480
5,617,697 A	4/1997	Erwin	..... 52/737.4
D382,653 S	8/1997	Colitto	..... D25/122

**OTHER PUBLICATIONS**

EIN Engineering Inc. "EIN Environmental Technology for a  
cleaner earth" dated 2001.

EIN Engineering Inc. "Making wood from waste wood and  
waste plastic using EIN technology" dated 1997.

*Primary Examiner*—Doris Clark

(74) *Attorney, Agent, or Firm*—Clifford W. Browning;  
Woodard, Emhardt, Naughton, Moriarty & McNett

(57) **CLAIM**

The ornamental design for a structural member, as shown  
and described.

**DESCRIPTION**

FIG. 1 is a left hand side perspective view of a structural  
member of the right hand side perspective view being a  
mirror image thereof;

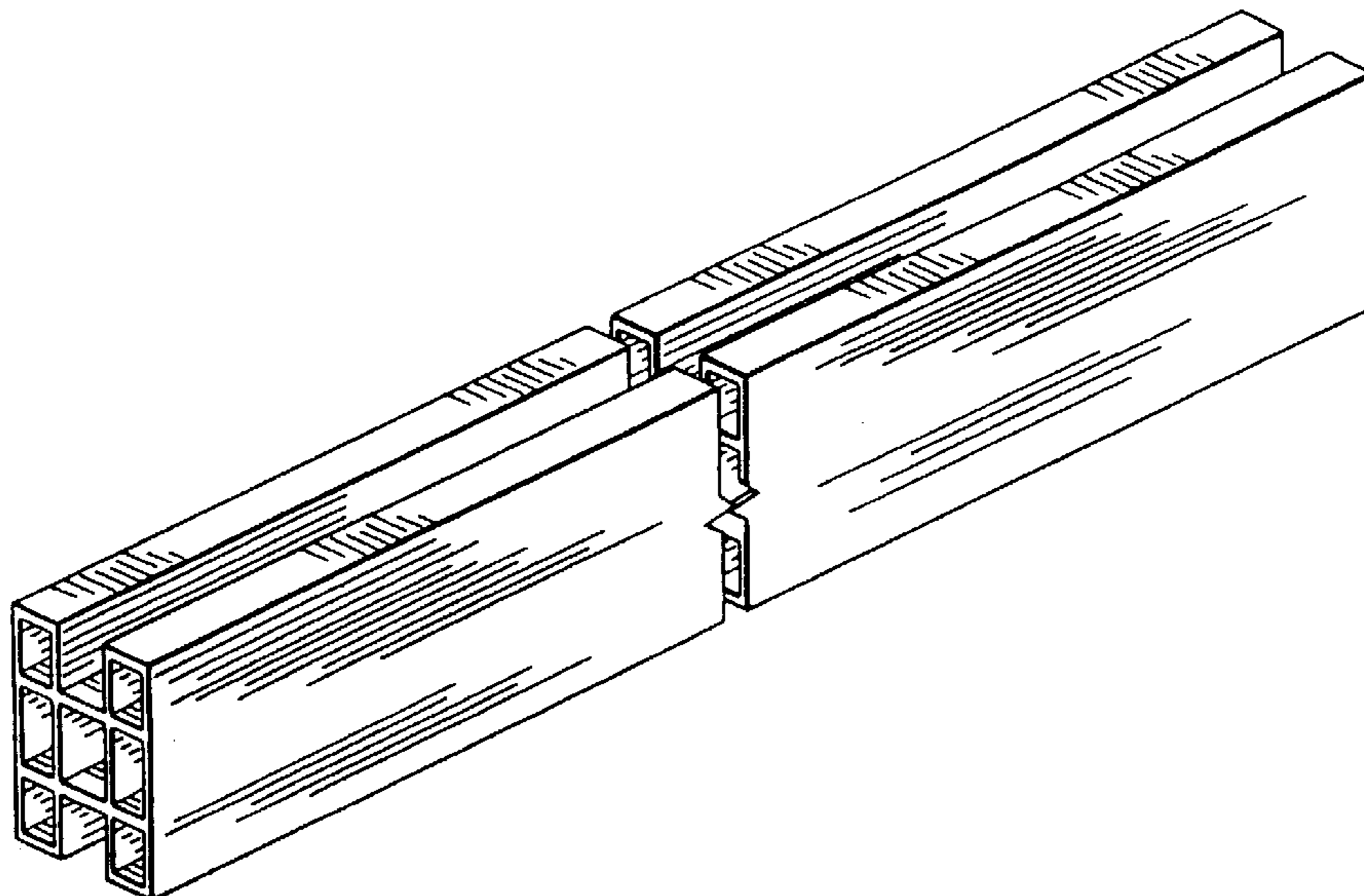
FIG. 2 is a front view of the member of FIG. 1, the rear view  
being the same as the front view;

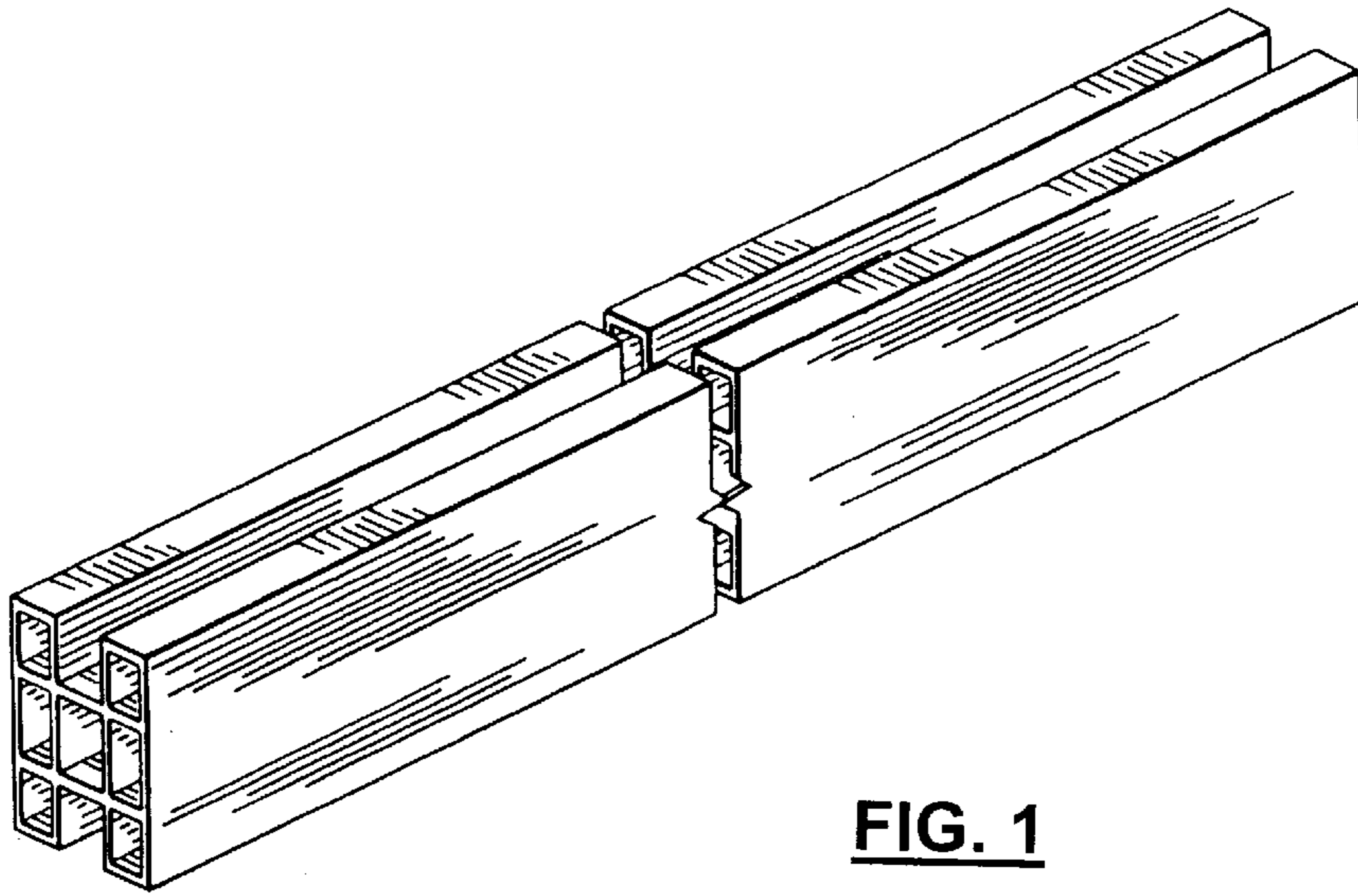
FIG. 3 is a top plan view of the member of FIG. 1, the  
bottom plan view being the same as the top plan view; and,

FIG. 4 is a right end view of the member of FIG. 1, the left  
end view being the same as the right end view.

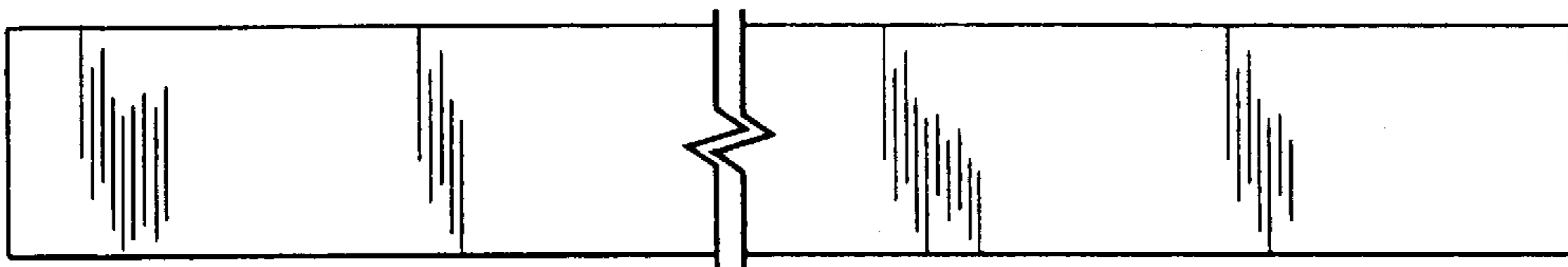
The structural member is been broken in the center to  
indicate indeterminate length.

**1 Claim, 1 Drawing Sheet**

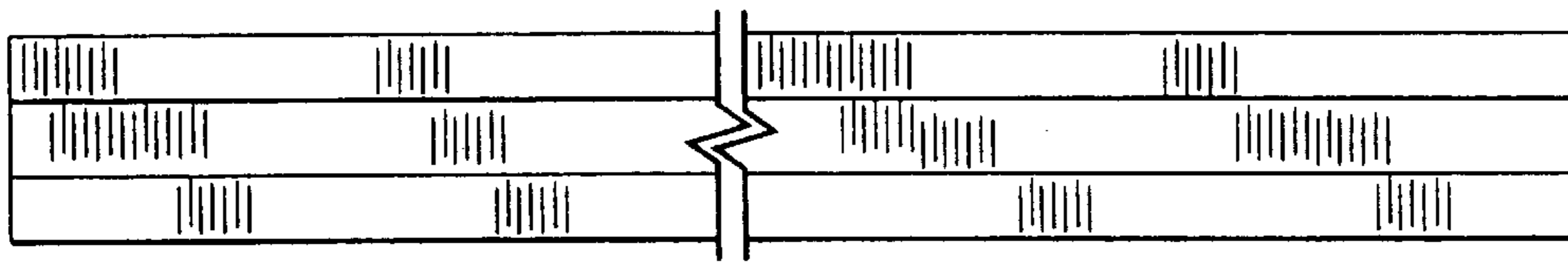




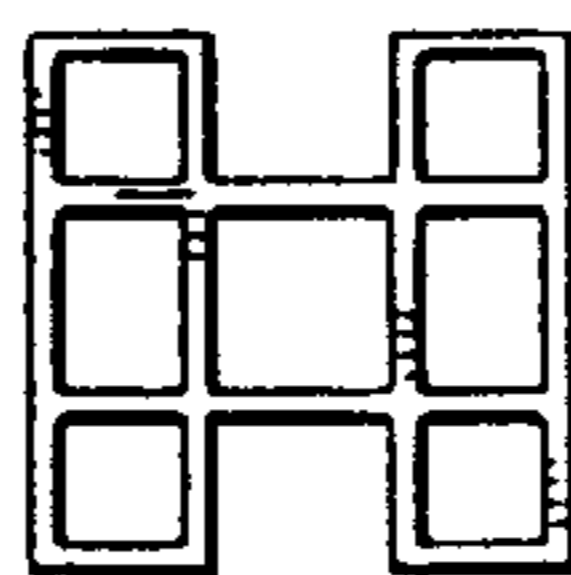
**FIG. 1**



**FIG. 2**



**FIG. 3**



**FIG. 4**