



US00D473948S

(12) **United States Design Patent**  
**Elkins et al.**

(10) **Patent No.:** **US D473,948 S**

(45) **Date of Patent:** **\*\* Apr. 29, 2003**

(54) **CIRCUMFERENTIAL WRAP FOR APPLYING COOLING AND COMPRESSION**

*Primary Examiner*—Stella Reid  
(74) *Attorney, Agent, or Firm*—Michael B. Einschlag

(75) **Inventors:** **William Elkins**, Lincoln, CA (US);  
**Robert H. J. Miros**, Mill Valley, CA (US)

(57) **CLAIM**

The ornamental design for a circumferential wrap for applying cooling and compression, as shown and described.

(73) **Assignee:** **Cool Systems, Inc.**, Berkeley, CA (US)

**DESCRIPTION**

(\*\*) **Term:** **14 Years**

FIG. 1 is a perspective view of a circumferential wrap for applying cooling and compression showing our new design; FIG. 2 is a right side view thereof; FIG. 3 is a top view thereof; FIG. 4 is a left side view thereof; FIG. 5 is a bottom view thereof; FIG. 6 is a front view thereof; FIG. 7 is a back view thereof; FIG. 8 is a right view thereof; FIG. 9 is a top view thereof.

(21) **Appl. No.:** **29/157,304**

(22) **Filed:** **Mar. 15, 2002**

(51) **LOC (7) Cl.** ..... **24-04**

(52) **U.S. Cl.** ..... **D24/206**

(58) **Field of Search** ..... D24/190, 192,  
D24/206; 607/96, 98, 99, 108–112

FIG. 10 is a right side view of a second embodiment of the circumferential wrap for applying cooling and compression; and,

(56) **References Cited**

**U.S. PATENT DOCUMENTS**

|           |   |   |         |                |       |         |
|-----------|---|---|---------|----------------|-------|---------|
| 2,769,892 | A | * | 11/1956 | Collins        | ..... | 607/111 |
| 3,178,559 | A | * | 4/1965  | Fogel et al.   | ..... | 219/527 |
| 3,463,161 | A | * | 8/1969  | Andrassy       | ..... | 607/110 |
| 4,042,803 | A | * | 8/1977  | Bickford       | ..... | 219/211 |
| D325,441  | S | * | 4/1992  | O'Brien et al. | ..... | D24/206 |
| D336,958  | S | * | 6/1993  | Pryor          | ..... | D24/206 |
| 5,277,695 | A | * | 1/1994  | Johnson et al. | ..... | 602/14  |
| 5,743,867 | A | * | 4/1998  | Hickling       | ..... | 602/65  |

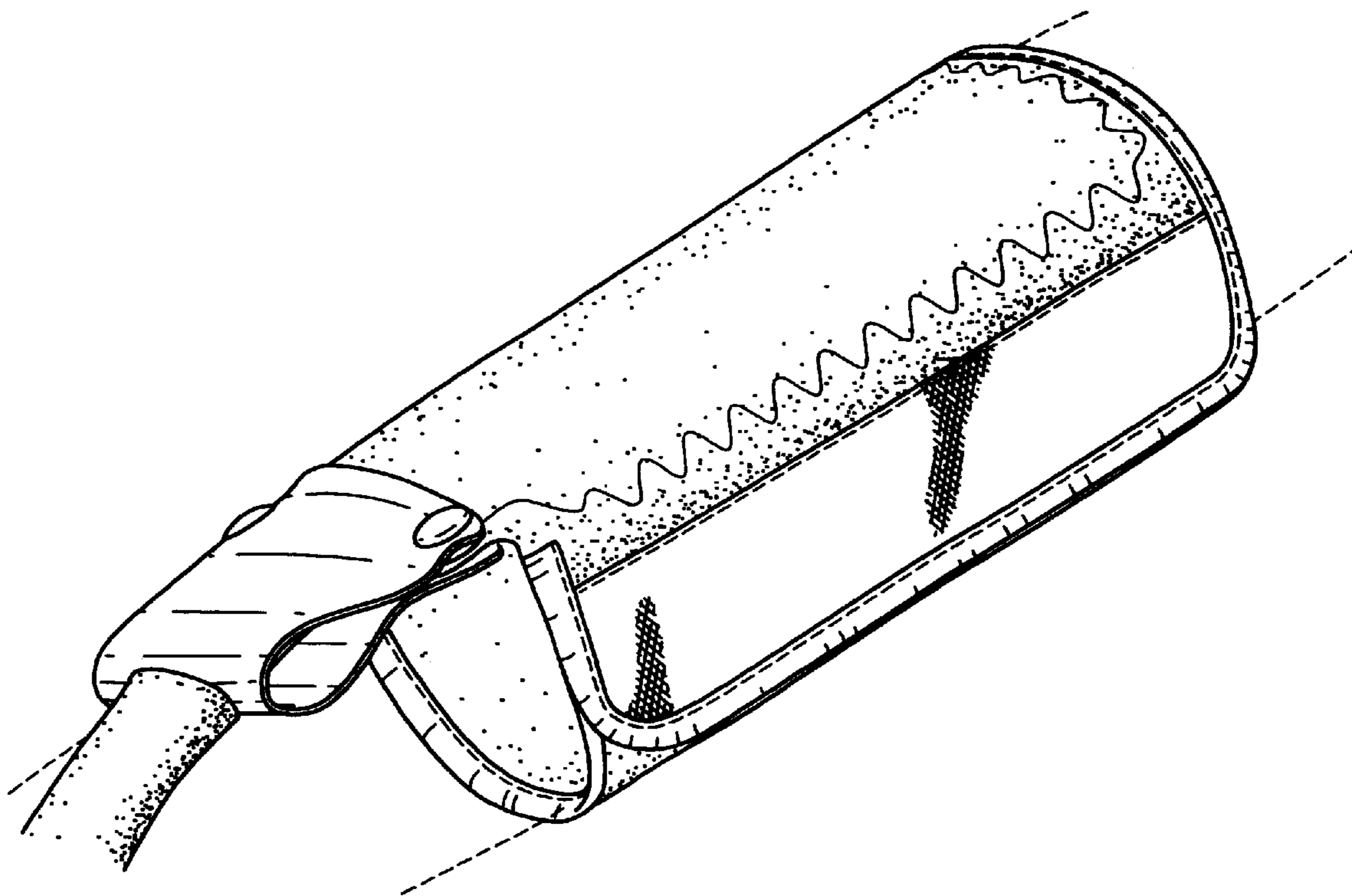
FIG. 11 is a top view thereof.

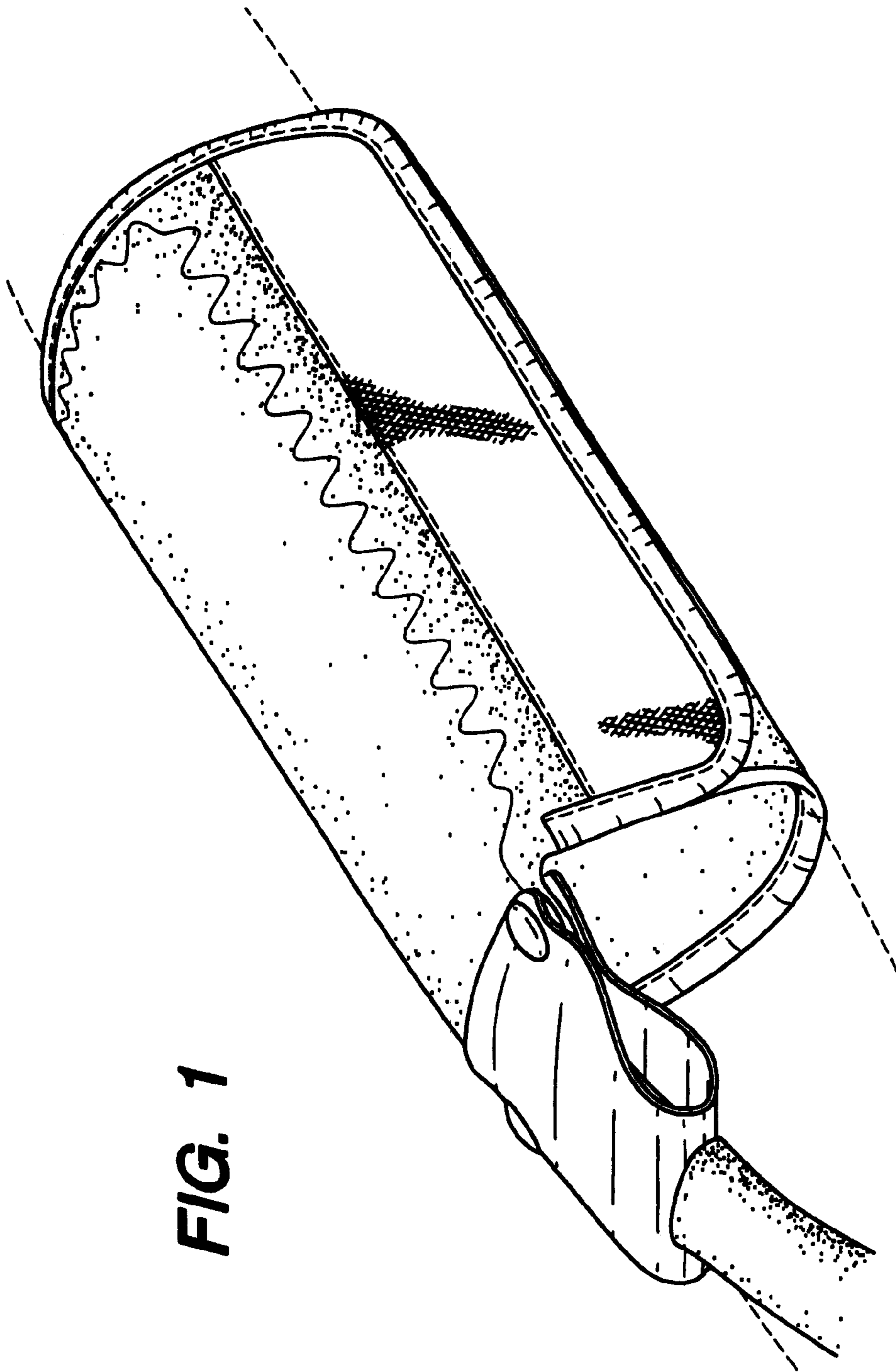
FIGS. 10 and 11 have been broken away to show indeterminate length.

The broken lines shown in FIGS. 1, 10 and 11 are for illustrative purposes only and form no part of the claimed design.

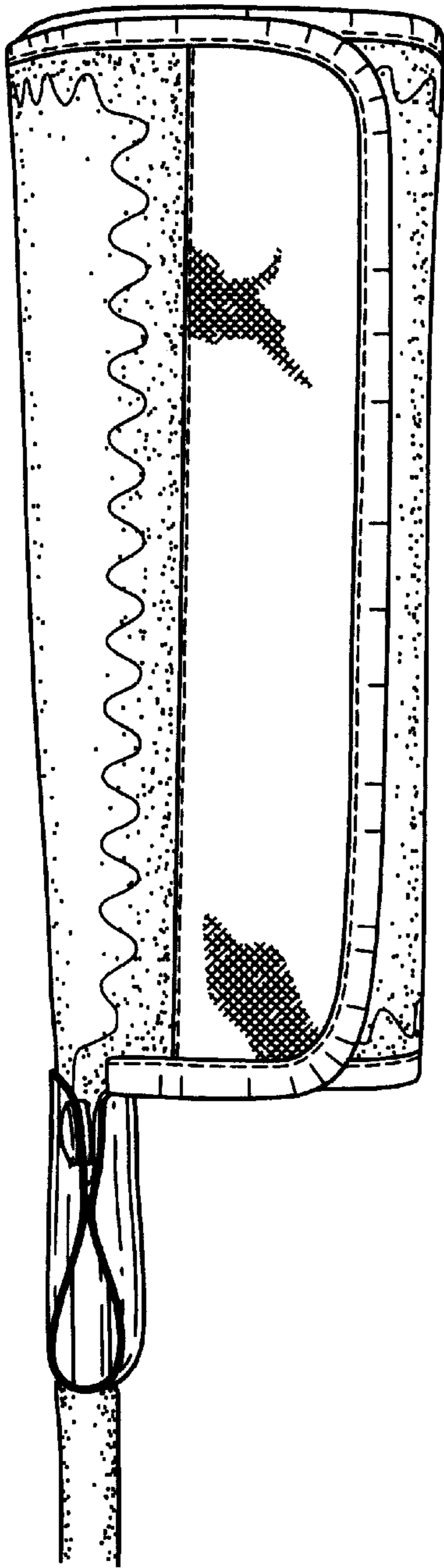
\* cited by examiner

**1 Claim, 6 Drawing Sheets**






**FIG. 1**



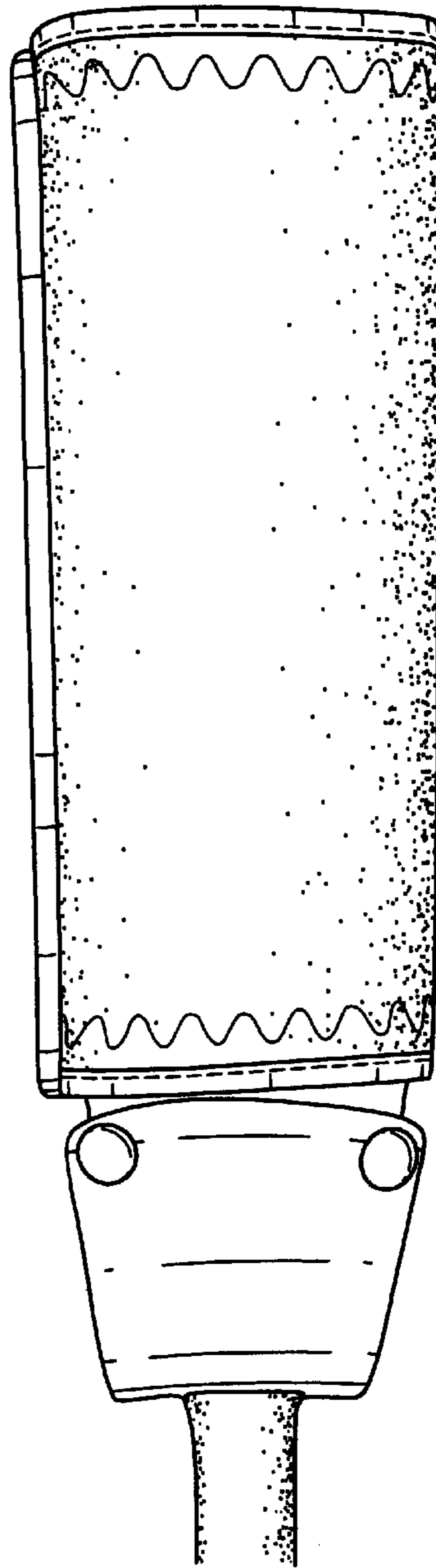
**FIG. 2**



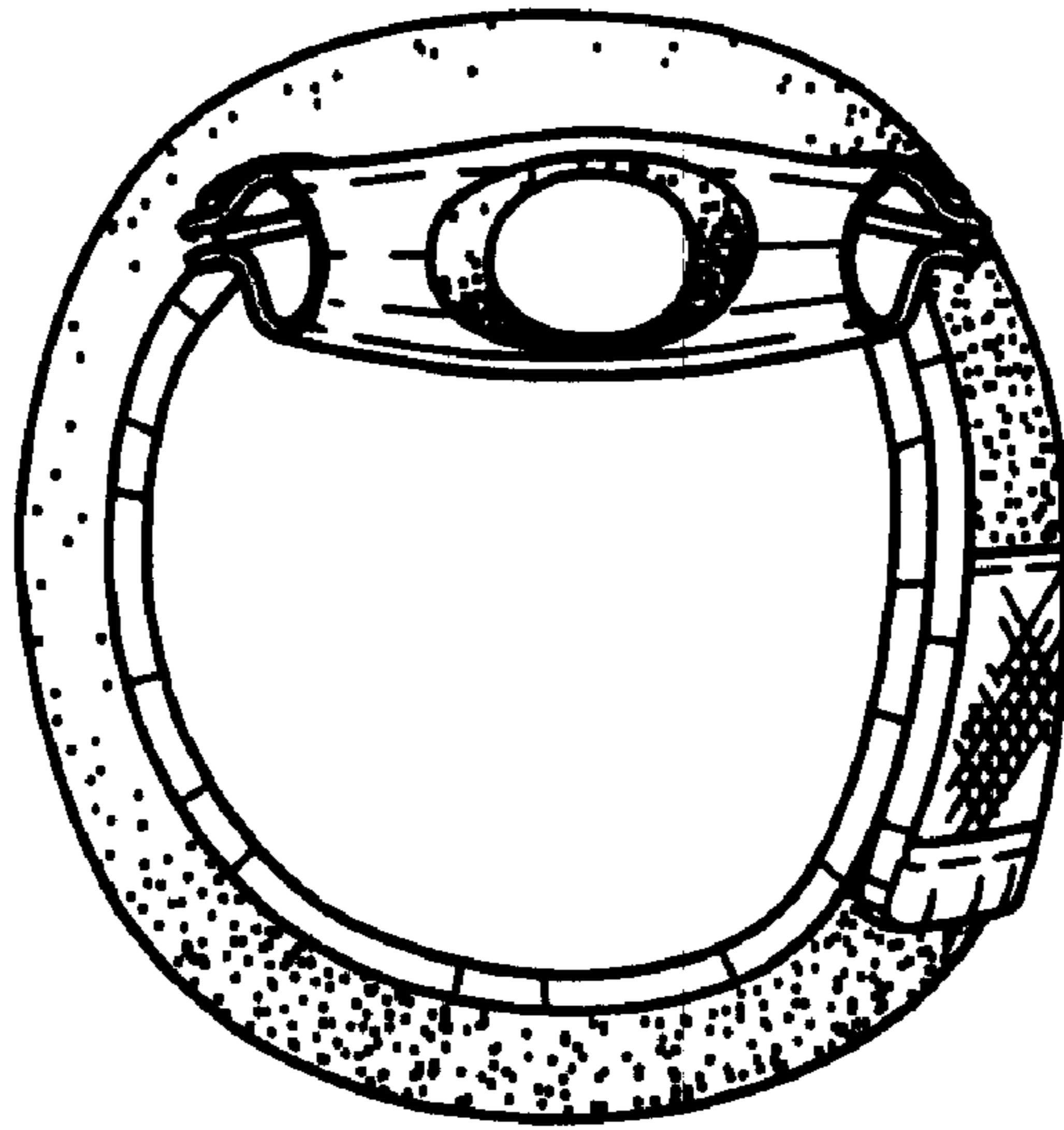
**FIG. 3**




**FIG. 4**



**FIG. 5**



**FIG. 6**



**FIG. 7**



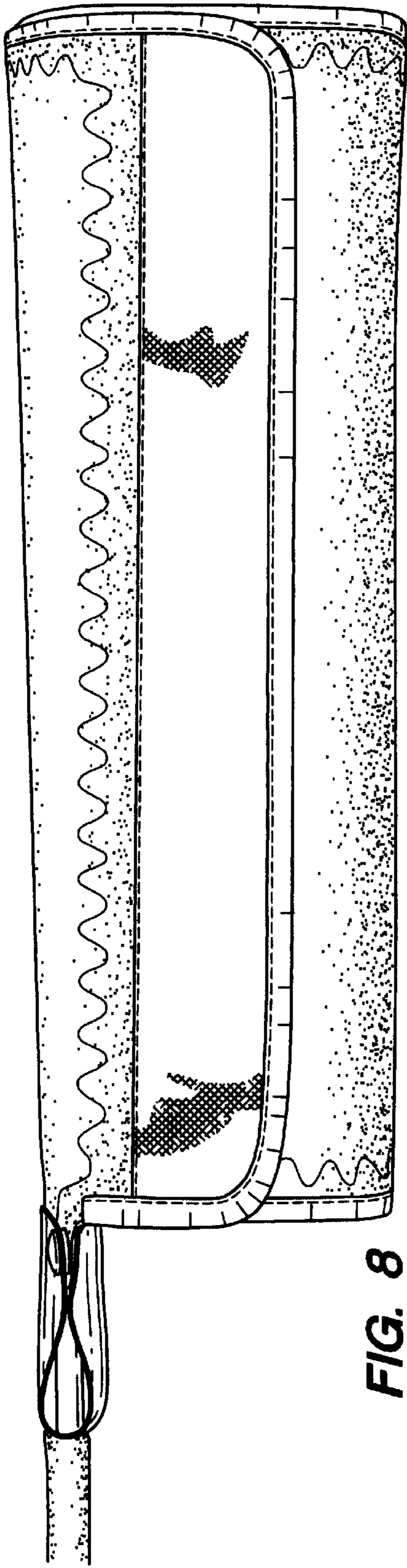


FIG. 8




FIG. 9

