



US00D473944S

(12) **United States Design Patent**
Anderson

(10) **Patent No.:** **US D473,944 S**

(45) **Date of Patent:** **** Apr. 29, 2003**

(54) **BONE IMPLANT**

(75) Inventor: **Billy G. Anderson**, Virginia Beach, VA (US)

(73) Assignee: **Lifenet**, Virginia Beach, VA (US)

(**) Term: **14 Years**

(21) Appl. No.: **29/160,405**

(22) Filed: **May 9, 2002**

Related U.S. Application Data

(63) Continuation of application No. 09/698,493, filed on Oct. 27, 2000, and a continuation of application No. 09/699,029, filed on Oct. 27, 2000, now Pat. No. 6,458,158.

(51) **LOC (7) Cl.** **24-03**

(52) **U.S. Cl.** **D24/155**

(58) **Field of Search** D24/155; 606/60, 606/61, 72, 73, 87, 90, 96, 99; 623/13.12, 16-18

(56) **References Cited**

U.S. PATENT DOCUMENTS

D450,121 S * 11/2001 Anderson D24/155
6,458,159 B1 * 10/2002 Thalgott 606/61 X

* cited by examiner

Primary Examiner—Antoine Duval Davis

(74) *Attorney, Agent, or Firm*—Susanne M. Hopkins

(57) **CLAIM**

The ornamental design for a bone implant, as shown and described.

DESCRIPTION

FIG. 1 is a top planer view of the cortical bone implant having a textured surface;
FIG. 2 is a cross-section view of the bone implant; and,
FIG. 3 is a perspective view of the bone implant.

1 Claim, 1 Drawing Sheet

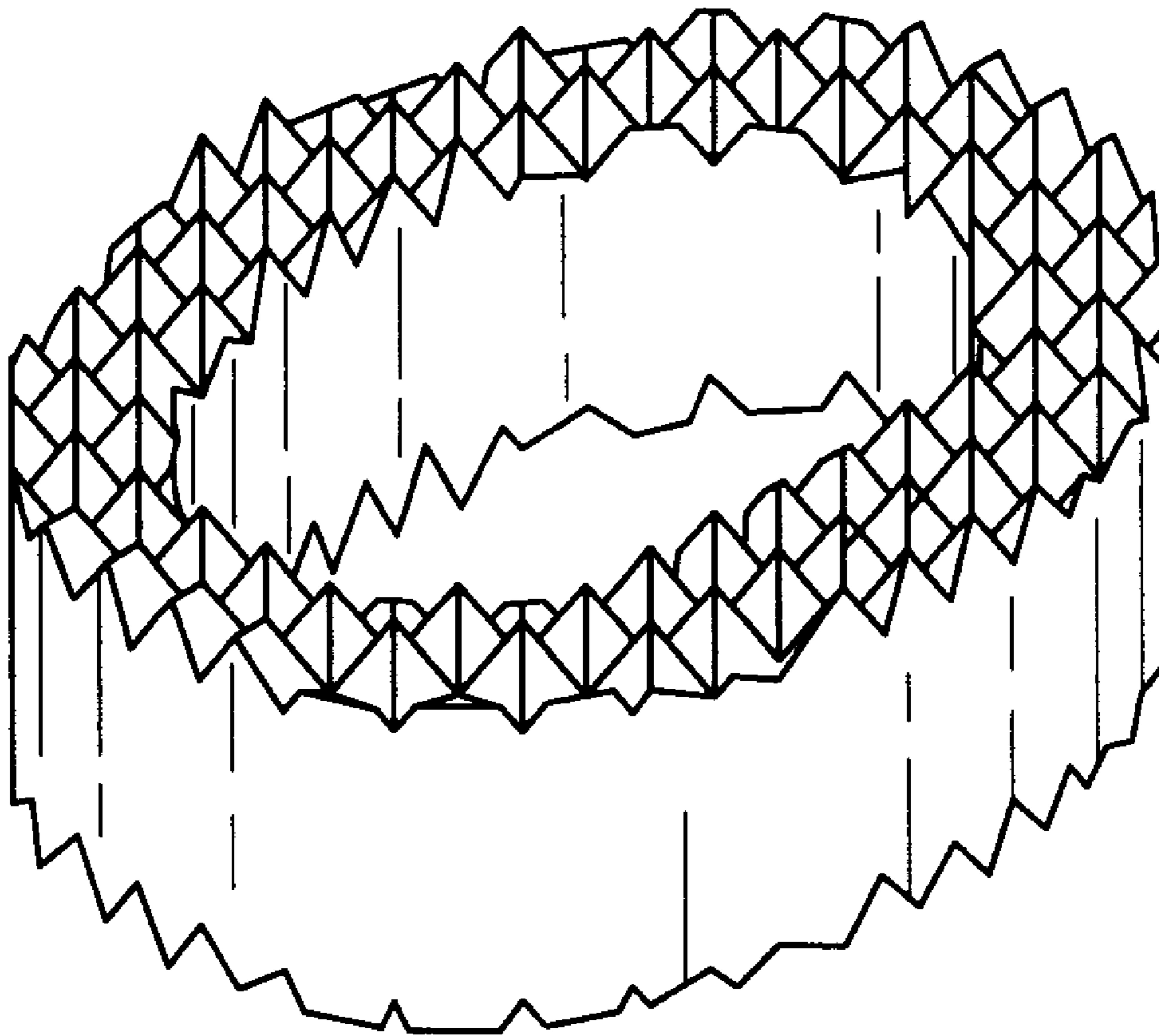


FIG. 1

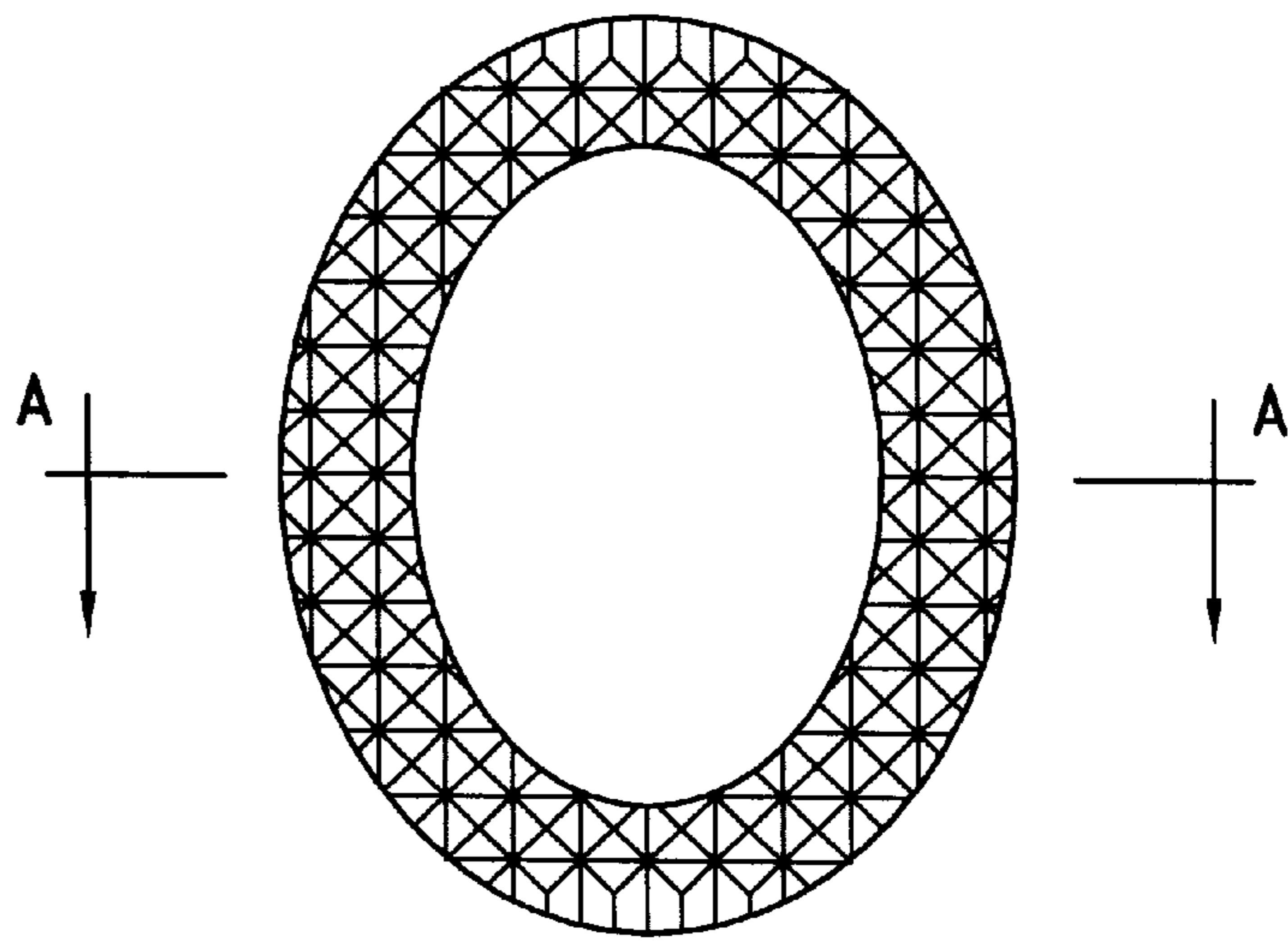


FIG. 2

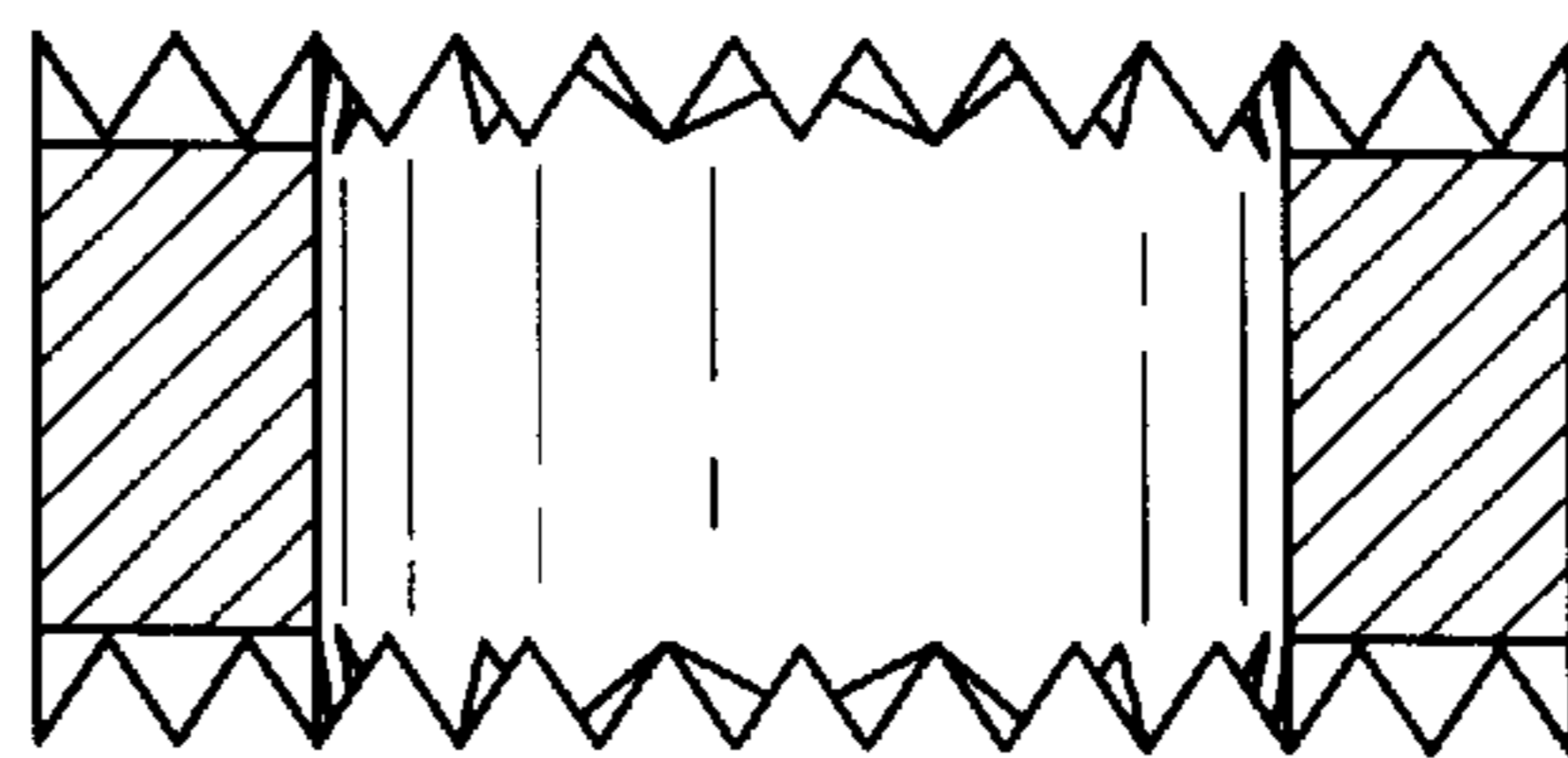


FIG. 3

