



US00D473940S

(12) **United States Design Patent**  
**Hantke et al.**

(10) **Patent No.:** **US D473,940 S**

(45) **Date of Patent:** **\*\* \*Apr. 29, 2003**

(54) **LABIAL PAD**

(75) **Inventors:** **Richard Joseph Hantke**, Appleton, WI (US); **James John Hlaban**, Neenah, WI (US); **Thomas Patrick Keenan**, Appleton, WI (US); **Mary Lou McDaniel**, Appleton, WI (US); **Patricia Ann Mitchler**, Neenah, WI (US); **Stephen Lanard Nunn**, Appleton, WI (US); **Heather A. Sorebo**, Appleton, WI (US); **Susan Marie Weyenberg**, Appleton, WI (US)

(73) **Assignee:** **Kimberly-Clark Worldwide, Inc.**, Neenah, WI (US)

(\*\*) **Term:** **14 Years**

(21) **Appl. No.:** **29/147,374**

(22) **Filed:** **Aug. 27, 2001**

(51) **LOC (7) Cl.** ..... **24-04**

(52) **U.S. Cl.** ..... **D24/124**

(58) **Field of Search** ..... D24/124, 125; 604/385.17, 358, 366, 330, 374, 378, 384, 369

(56) **References Cited**

**U.S. PATENT DOCUMENTS**

2,331,355 A \* 10/1943 Strongson ..... 604/365

3,528,422 A \* 9/1970 Hodas ..... 604/374  
4,230,113 A 10/1980 Mehta  
4,490,147 A \* 12/1984 Pierce et al. .... 604/378  
4,743,245 A \* 5/1988 Lassen et al. .... 604/385.1  
4,804,380 A \* 2/1989 Lassen et al. .... 604/385.1  
4,846,824 A \* 7/1989 Lassen et al. .... 604/385.1  
D334,978 S 4/1993 Rutherford  
5,916,205 A \* 6/1999 Olson et al. .... 604/385.1  
D424,195 S 5/2000 Talon  
6,156,951 A 12/2000 Gustafsson et al.  
6,258,074 B1 \* 7/2001 Prazak ..... 604/385.17  
6,398,770 B1 6/2002 Drevik

\* cited by examiner

*Primary Examiner*—Stella Reid

(74) *Attorney, Agent, or Firm*—Karl V. Sidor

(57) **CLAIM**

We claim the ornamental design for a labial pad, as shown and described.

**DESCRIPTION**

FIG. 1 is a top plan view of a labial pad embodying our new design; FIGS. 2 and 3 are, respectively, left and right side elevational views of the labial pad illustrated in FIG. 1; FIGS. 4 and 5 are, respectively, front and rear elevational views of the labial pad illustrated in FIG. 1; and, FIG. 6 is a bottom plan view of the labial pad illustrated in FIG. 1.

**1 Claim, 2 Drawing Sheets**

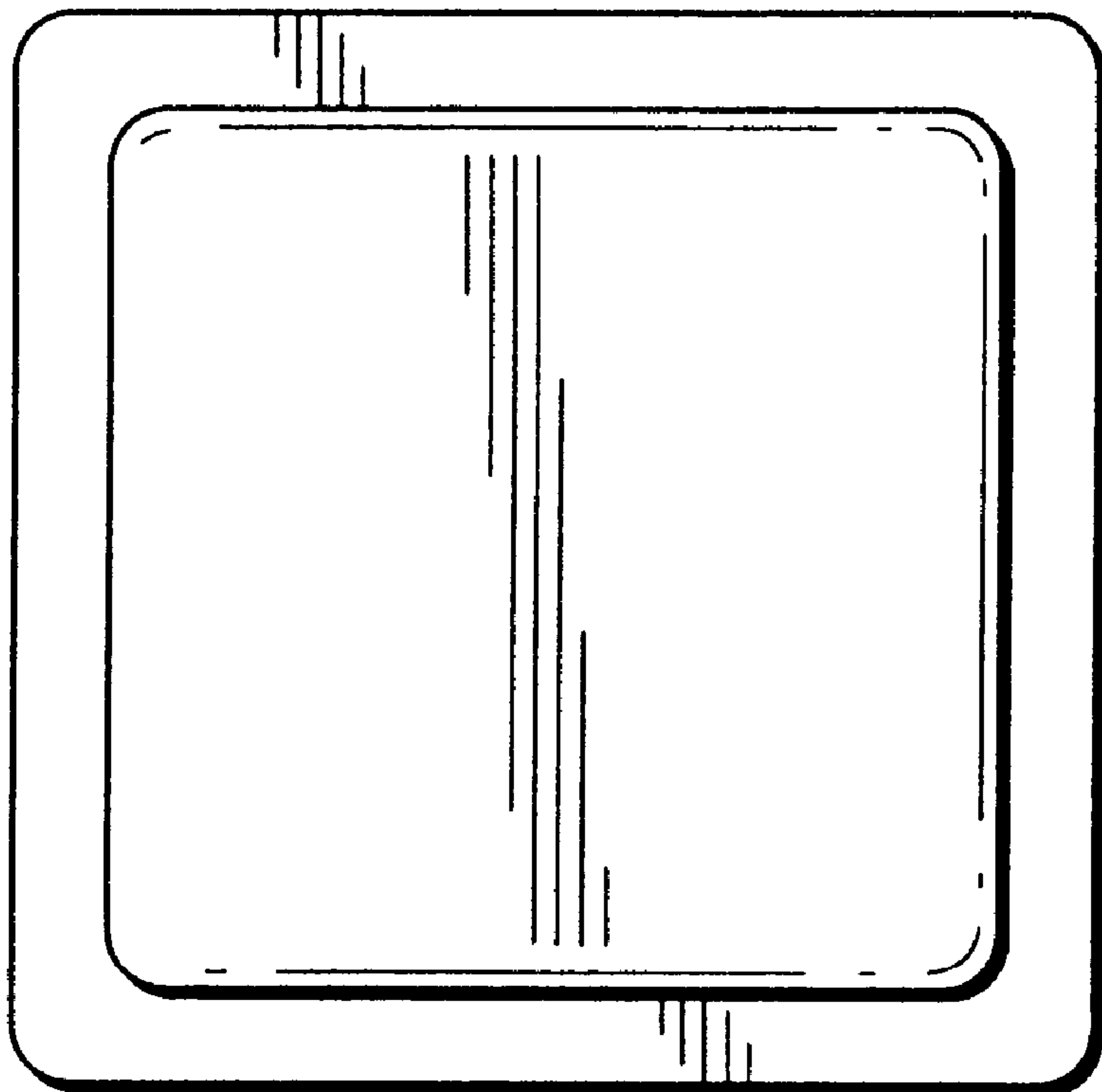




FIG. 5




FIG. 2




FIG. 1




FIG. 3




FIG. 6



FIG. 4



FIG. 11




FIG. 8




FIG. 7

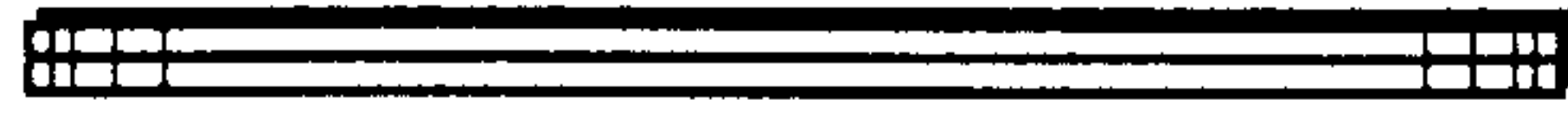


FIG. 9




FIG. 12



FIG. 10