



US00D473921S

(12) **United States Design Patent**  
**Rae**

(10) **Patent No.:** **US D473,921 S**

(45) **Date of Patent:** **\*\* Apr. 29, 2003**

(54) **KNIFE**  
(75) Inventor: **Kit Rae**, Kodak, TN (US)  
(73) Assignee: **United Cutlery, Inc.**, Sevierville, TN (US)  
(\*\*) Term: **14 Years**

|            |           |             |       |         |
|------------|-----------|-------------|-------|---------|
| D383,519 S | 9/1997    | Lainhart    | ..... | D22/118 |
| D388,150 S | * 12/1997 | Glesser     | ..... | D22/118 |
| D406,308 S | 3/1999    | Hibben      | ..... | D22/118 |
| D430,258 S | 8/2000    | Hall et al. | ..... | D22/118 |
| D430,917 S | 9/2000    | Hall et al. | ..... | D22/118 |
| D434,466 S | 11/2000   | Hall et al. | ..... | D22/118 |
| D452,895 S | 1/2002    | Rae et al.  | ..... | D22/118 |
| D461,217 S | 8/2002    | Hall et al. | ..... | D22/118 |
| D461,868 S | 8/2002    | Hall et al. | ..... | D22/118 |

(21) Appl. No.: **29/165,361**  
(22) Filed: **Aug. 7, 2002**

(51) **LOC (7) Cl.** ..... **22-02**  
(52) **U.S. Cl.** ..... **D22/118**  
(58) **Field of Search** ..... D22/117, 118;  
D21/567, 568; 30/342, 295, 299; D3/220;  
D8/93, 95, 98

**OTHER PUBLICATIONS**

U.S. Cavalry Knives, 1994, p. 111, Catalog.  
The Noble Collection, Winter 1997/1998, Historic Daggers,  
No page listed, Catalog.  
United Cutlery Brands, Catalog # 42, 2002, pp. 7, 19, 21,  
29-30, 33-35, 39-45 and 51-60.

\* cited by examiner

(56) **References Cited**

**U.S. PATENT DOCUMENTS**

|             |   |         |             |       |         |
|-------------|---|---------|-------------|-------|---------|
| D137,451 S  | * | 3/1944  | Harstad     | ..... | D22/118 |
| D170,824 S  | * | 11/1953 | Kundikoff   | ..... | D21/568 |
| 4,608,759 A | * | 9/1986  | Eckerle     | ..... | 30/299  |
| D299,375 S  |   | 1/1989  | Pipes       | ..... | D22/188 |
| D302,455 S  |   | 7/1989  | Hibben      | ..... | D22/118 |
| D323,694 S  |   | 2/1992  | Pipes       | ..... | D22/188 |
| 5,440,814 A |   | 8/1995  | Hall et al. | ..... | 30/295  |
| D362,485 S  |   | 9/1995  | Hall        | ..... | D22/118 |
| D363,109 S  |   | 10/1995 | Hall        | ..... | D22/118 |
| D371,592 S  |   | 7/1996  | Hall et al. | ..... | D22/118 |
| D375,779 S  |   | 11/1996 | Hibben      | ..... | D22/118 |
| D379,488 S  |   | 5/1997  | Hibben      | ..... | D22/118 |
| D380,520 S  |   | 7/1997  | Hibben      | ..... | D22/118 |
| D382,187 S  |   | 8/1997  | Hibben      | ..... | D8/76   |

*Primary Examiner*—Catherine R. Oliver  
(74) *Attorney, Agent, or Firm*—Needle & Rosenberg, PC.

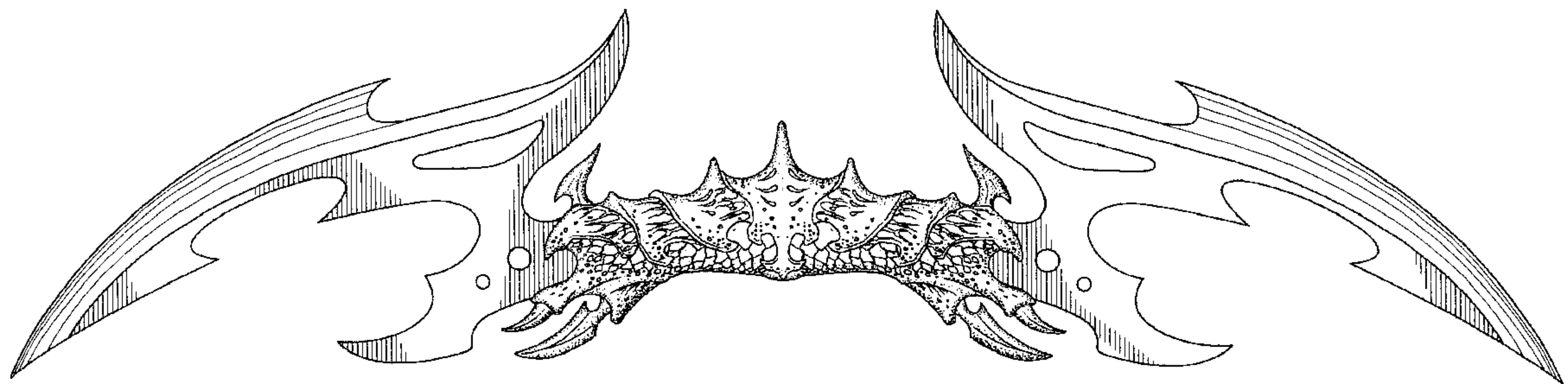
(57) **CLAIM**

The ornamental design for a knife, as shown and described.

**DESCRIPTION**

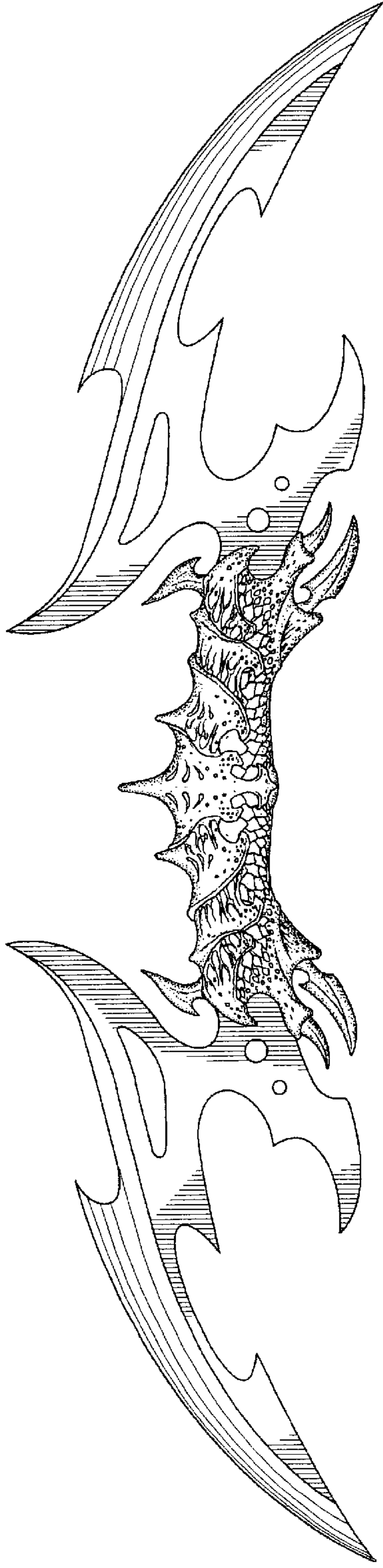
FIG. 1 is a top plan view of the design of the present invention for a knife;  
FIG. 2 is a left side elevational view of FIG. 1, of which the right side is a mirror image thereof;  
FIG. 3 is a front elevational view of the knife of FIG. 1, of which the rear view is a mirror image thereof; and,  
FIG. 4 is a bottom plan view of the knife of FIG. 1.

**1 Claim, 1 Drawing Sheet**

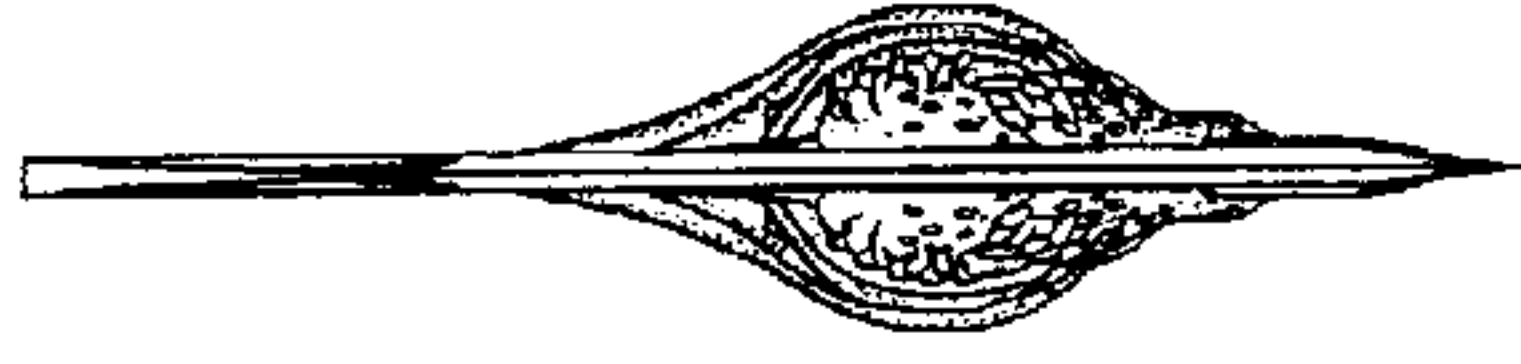




**FIG 1**



**FIG 2**



**FIG 3**



**FIG 4**