



US00D473920S

(12) **United States Design Patent**
Rae

(10) **Patent No.:** **US D473,920 S**

(45) **Date of Patent:** **** Apr. 29, 2003**

(54) **KNIFE**

(75) Inventor: **Kit Rae**, Kodak, TN (US)

(73) Assignee: **United Cutlery, Inc.**, Sevierville, TN (US)

(**) Term: **14 Years**

(21) Appl. No.: **29/165,356**

(22) Filed: **Aug. 7, 2002**

(51) **LOC (7) Cl.** **22-02**

(52) **U.S. Cl.** **D22/118**

(58) **Field of Search** D22/118, 117;
30/295, 342-345, 340; D21/568; D7/651,
656, 401.2; D8/95, 98, 99

(56) **References Cited**

U.S. PATENT DOCUMENTS

D360,241 S * 7/1995 Choi D22/118 X

D361,104 S * 8/1995 Choi D22/118 X
D371,060 S * 6/1996 Lai D22/118
D451,572 S * 12/2001 Barker, II D22/118
D452,547 S * 12/2001 Barker, II D22/118

* cited by examiner

Primary Examiner—Catherine R. Oliver

(74) *Attorney, Agent, or Firm*—Needle & Rosenberg, PC.

(57) **CLAIM**

The ornamental design for a knife, as shown and described.

DESCRIPTION

FIG. 1 is a left side elevational view of the design of the present invention for a knife, of which the right side is a mirror image thereof;


FIG. 2 is a top plan view of the knife of FIG. 1;

FIG. 3 a bottom plan view of the knife of FIG. 1;

FIG. 4 is a front elevational view of the knife of FIG. 1; and,

FIG. 5 is a rear elevational view is of the knife of FIG. 1.

1 Claim, 1 Drawing Sheet



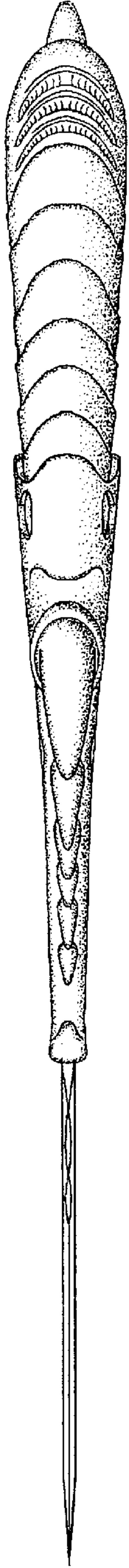


FIG 2

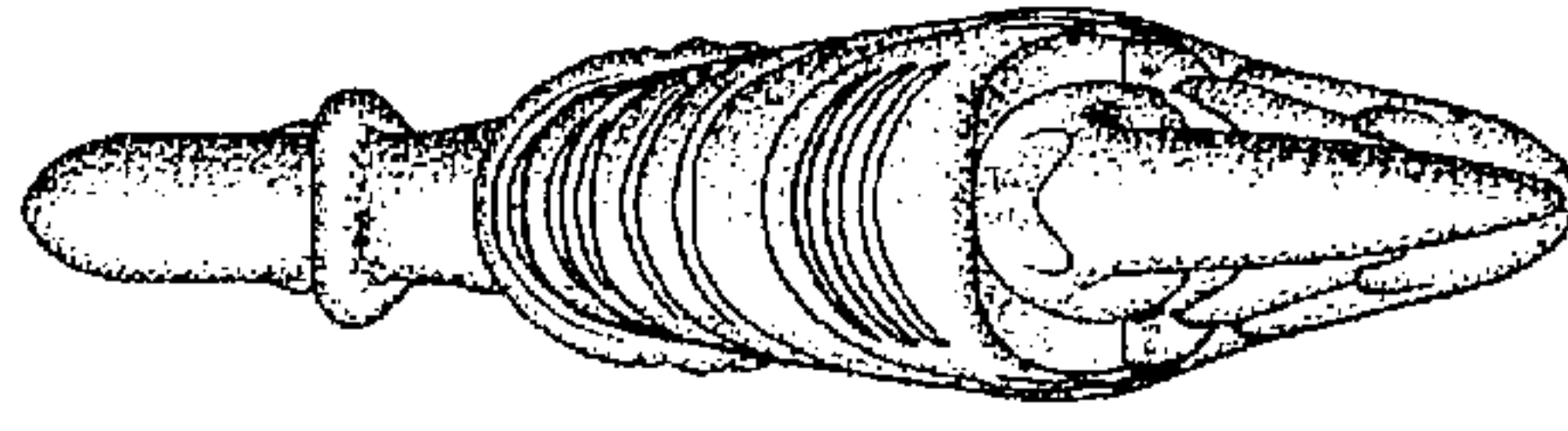


FIG 5

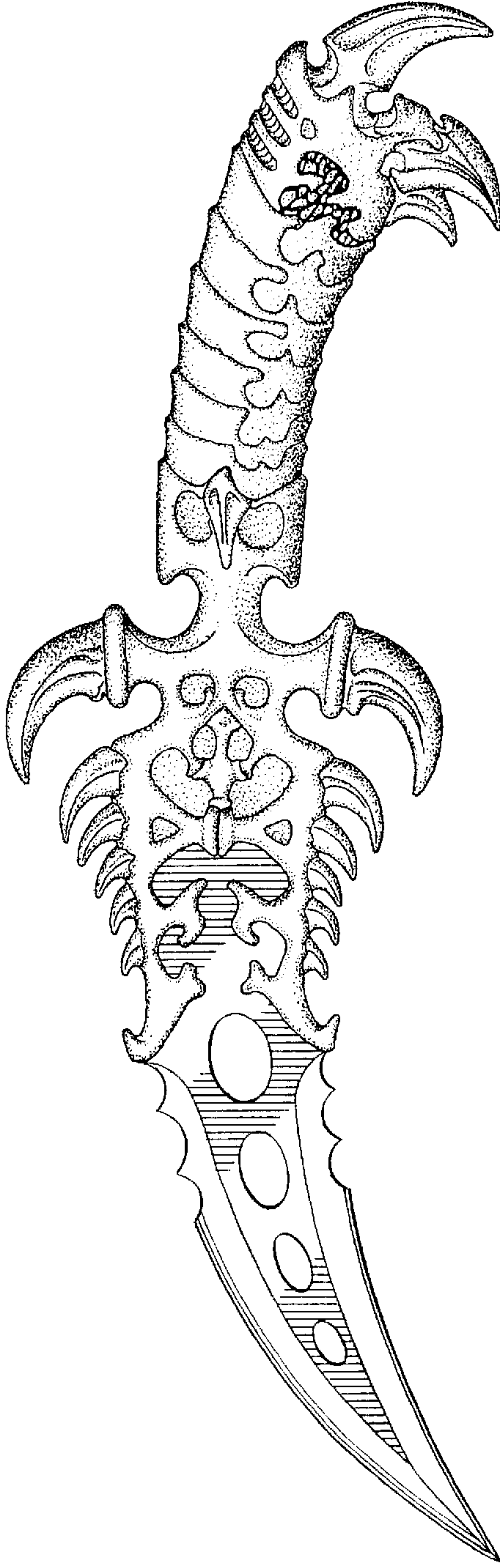


FIG 1

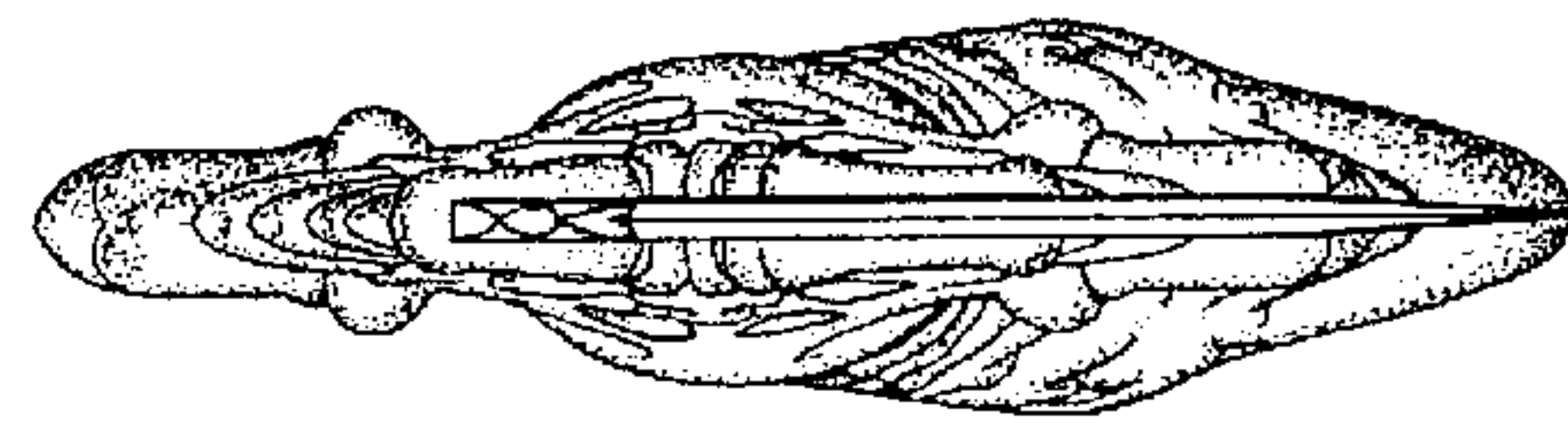


FIG 4

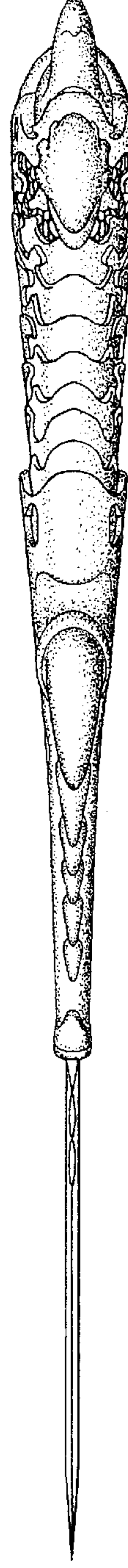


FIG 3