



US00D473907S

(12) **United States Design Patent**  
**Eckert**

(10) **Patent No.:** **US D473,907 S**

(45) **Date of Patent:** **\*\* Apr. 29, 2003**

- (54) **SNOW SKATE**
- (75) Inventor: **Thomas B. Eckert**, Rancho Cucamonga, CA (US)
- (73) Assignee: **Hsu-Chien Woo**
- (\*\*) Term: **14 Years**
- (21) Appl. No.: **29/158,545**
- (22) Filed: **Apr. 2, 2002**
- (51) **LOC (7) Cl.** ..... **21-02**
- (52) **U.S. Cl.** ..... **D21/766**
- (58) **Field of Search** ..... D21/766, 760, D21/769, 765, 771, 420, 421, 423; 280/607-610, 600-602, 604, 14.21-14.26, 87.042

D448,441 S	9/2001	Wolf	.....	D21/760
6,290,249 B1	9/2001	Wolf	.....	280/609
6,357,781 B1 *	3/2002	Jeandin	.....	280/14.22
D457,587 S *	5/2002	Wolf	.....	D21/766
D463,839 S *	10/2002	Fireman et al.	.....	D21/760

\* cited by examiner

*Primary Examiner*—Lucy Lieberman  
(74) *Attorney, Agent, or Firm*—Knobbe, Martens, Olson & Bear, LLP

(57) **CLAIM**

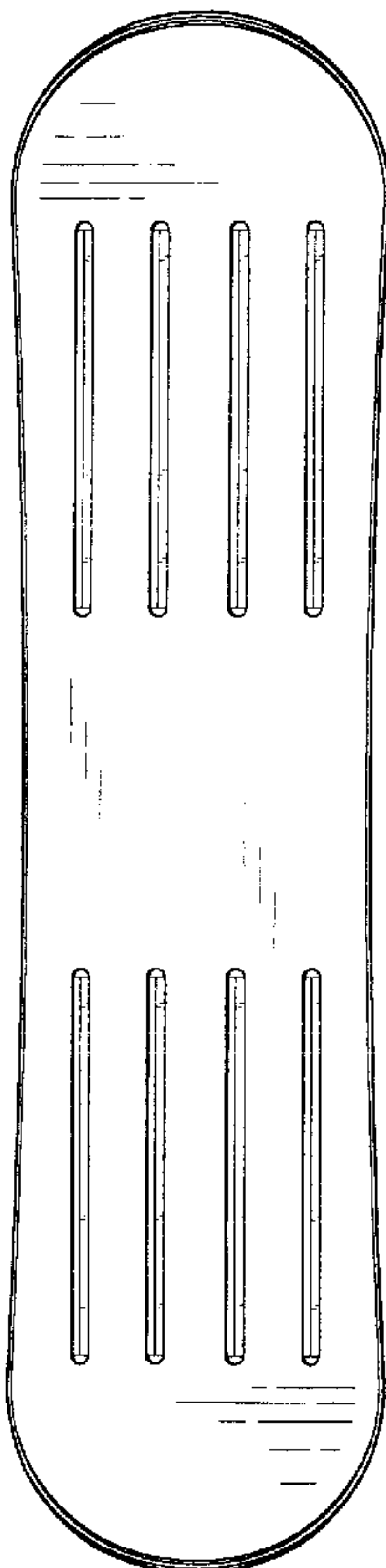
The ornamental design for a snow skate, as shown and described.

**DESCRIPTION**

FIG. 1 is a perspective view of the snow skate of the present design;  
 FIG. 2 is a top view of the snow skate of FIG. 1;  
 FIG. 3 is a bottom view of the snow skate of FIG. 1;  
 FIG. 4 is a right side view of the snow skate of FIG. 1, the left side view being identical thereto;  
 FIG. 5 is a front view of the snow skate of FIG. 1, the rear view being identical thereto; and,  
 FIG. 6 is a enlarged cross-sectional view of the snow skate of FIG. 1, as taken along line 6—6 in FIG. 1, in a direction indicated by arrows.

- (56) **References Cited**
- U.S. PATENT DOCUMENTS**
- 3,015,830 A \* 1/1962 Clark ..... D21/766
- 3,378,274 A 4/1968 Poppen
- 3,655,211 A 4/1972 Bollettieri et al.
- D246,920 S \* 1/1978 Koblick ..... D21/767
- 4,840,590 A 6/1989 Kelley
- D379,647 S \* 6/1997 Levinthal ..... D21/766
- D401,287 S 11/1998 Ritzinger
- D417,250 S \* 11/1999 Colin ..... D21/760
- 6,089,581 A \* 7/2000 Patridge ..... 280/14.24
- 6,189,912 B1 2/2001 Ritzinger ..... 280/609

**1 Claim, 3 Drawing Sheets**



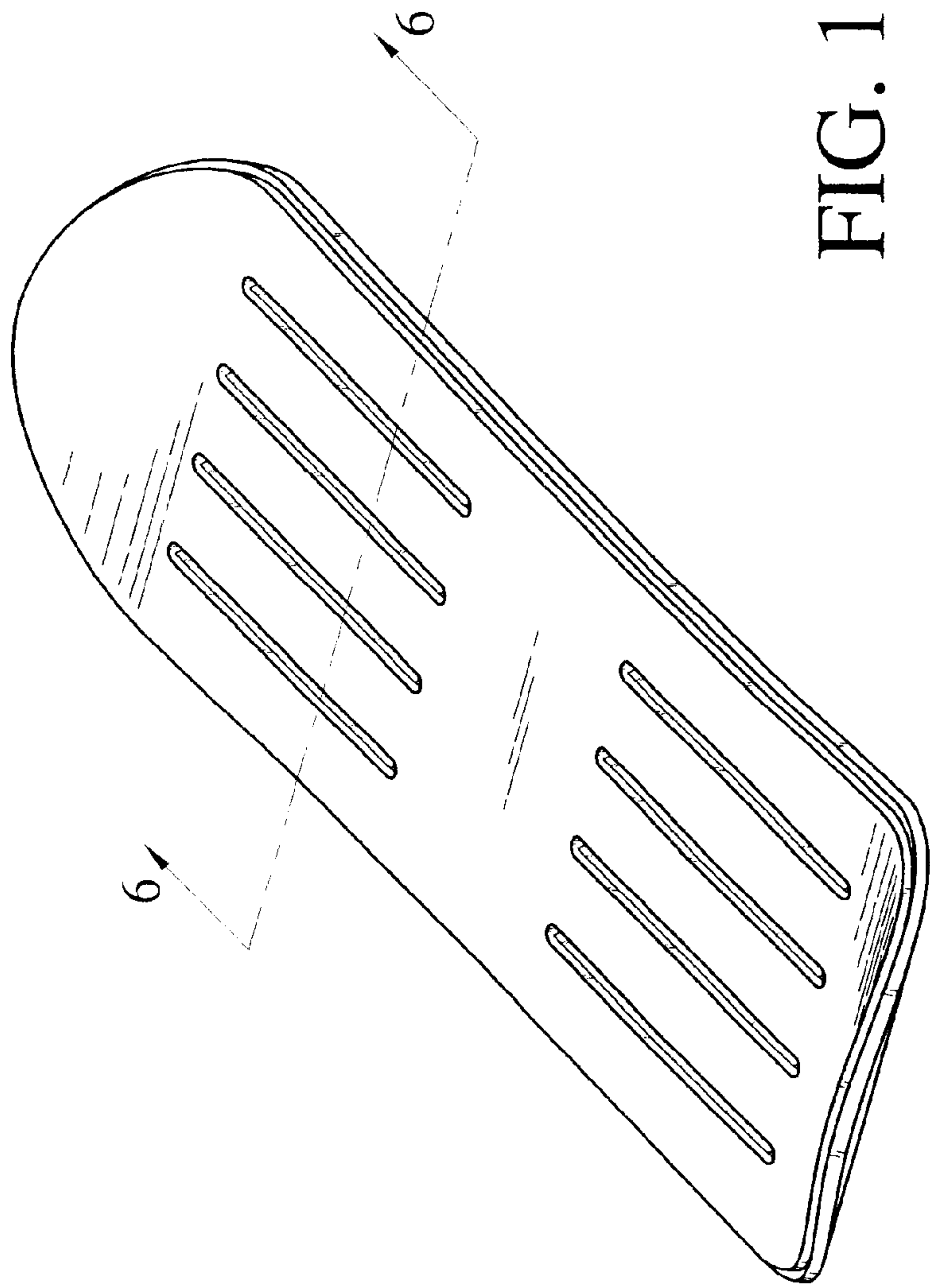


FIG. 1

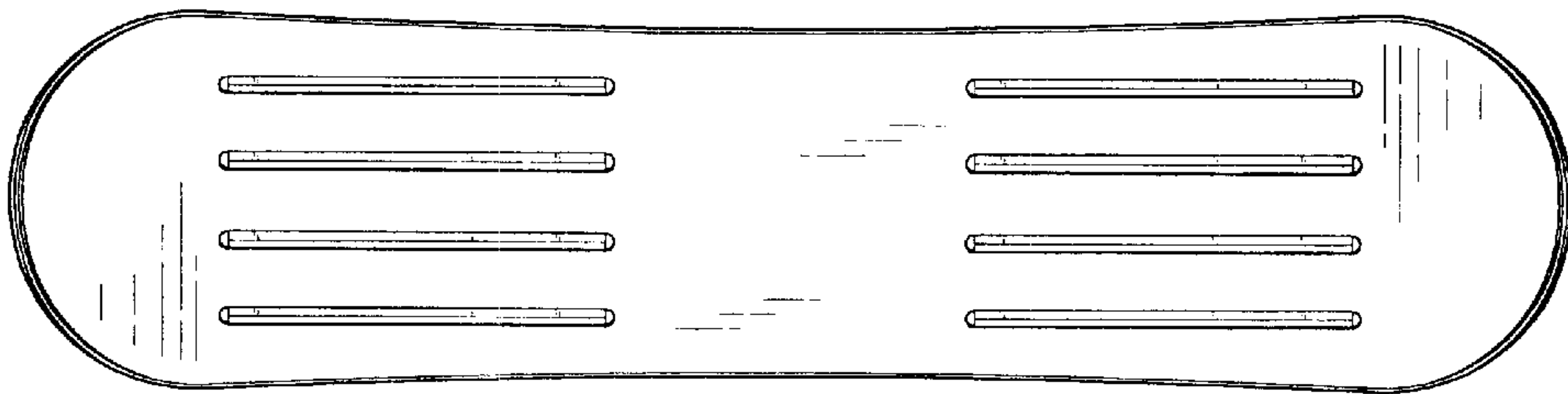


FIG. 2




FIG. 3




FIG. 4

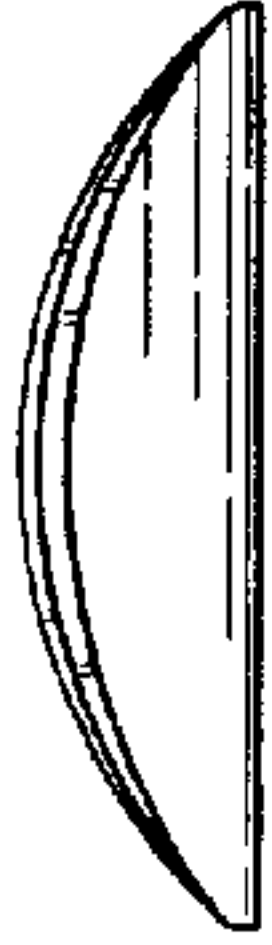


FIG. 5

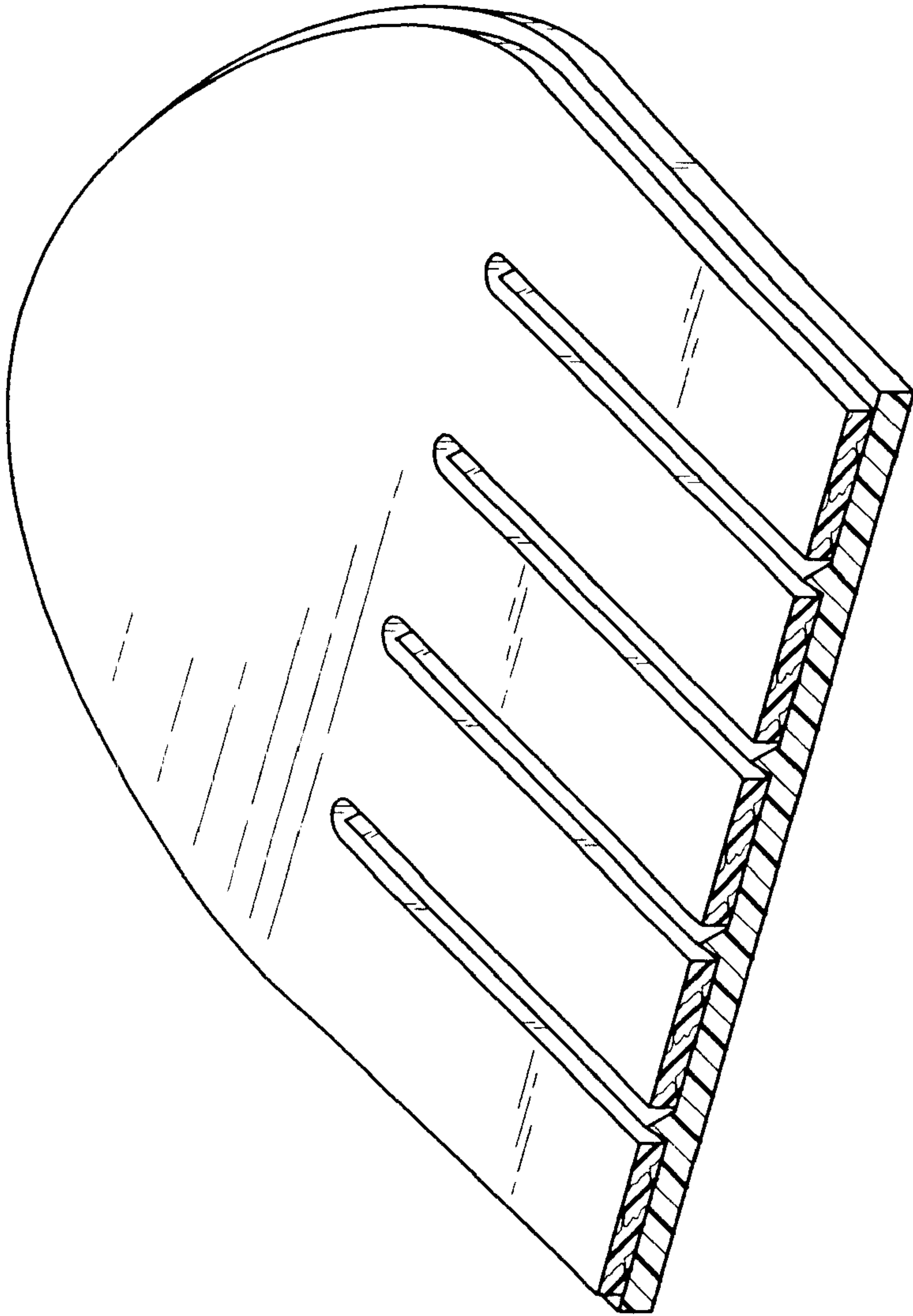


FIG. 6