



US00D473890S

(12) **United States Design Patent**  
**Waters**

(10) **Patent No.:** **US D473,890 S**

(45) **Date of Patent:** **\*\* Apr. 29, 2003**

(54) **LIGHTED EYEGLASSES**

(76) **Inventor:** **Michael Waters**, 372 Bateman Cir.  
North, Barrington Hills, IL (US) 60010

(\*\*) **Term:** **14 Years**

(21) **Appl. No.:** **29/161,311**

(22) **Filed:** **May 28, 2002**

(51) **LOC (7) Cl.** ..... **16-06**

(52) **U.S. Cl.** ..... **D16/309**

(58) **Field of Search** ..... D16/101, 300-330,  
D16/335; 351/41, 44, 51, 52, 111, 158

(56) **References Cited**

**U.S. PATENT DOCUMENTS**

- D207,919 S \* 6/1967 Fai
- D215,751 S \* 10/1969 Castellano
- 3,647,059 A \* 3/1972 Humphreys ..... 351/158
- 3,769,663 A \* 11/1973 Perl ..... 351/158
- D229,975 S \* 1/1974 Klugmann
- D349,123 S \* 7/1994 Cooley et al. .... D16/309
- D388,113 S \* 12/1997 Feinbloom ..... D16/309

\* cited by examiner

*Primary Examiner*—Raphael Barkai  
(74) *Attorney, Agent, or Firm*—Fitch, Even, Tabin & Flannery

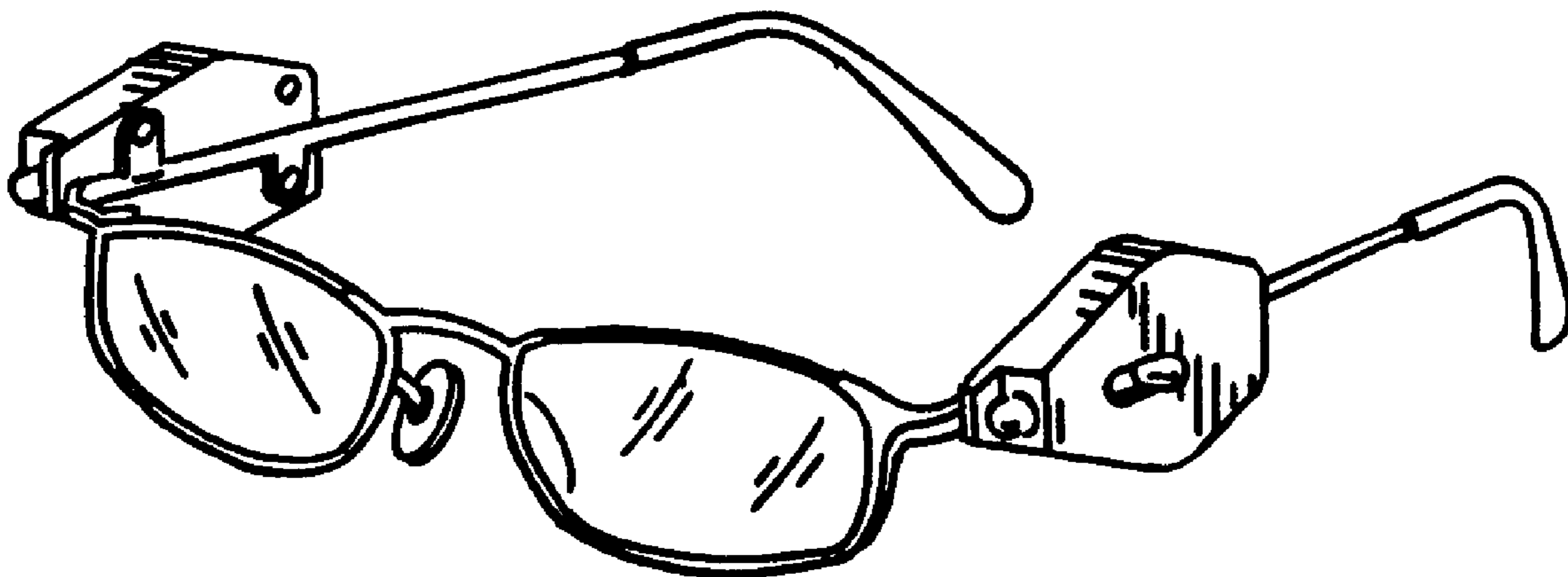
(57) **CLAIM**

I claim the ornamental design for lighted eyeglasses, as shown and described.

**DESCRIPTION**

FIG. 1 is a perspective view of the lighted eyeglasses according to my new design;  
 FIG. 2 is a left side elevational view of the lighted eyeglasses of FIG. 1;  
 FIG. 3 is a top plan view of the lighted eyeglasses of FIG. 1;  
 FIG. 4 is a right side elevational view of the lighted eyeglasses of FIG. 1;  
 FIG. 5 is a front elevational view of the lighted eyeglasses of FIG. 1;  
 FIG. 6 is a rear elevational view of the lighted eyeglasses of FIG. 1; and,  
 FIG. 7 is a bottom plan view of the lighted eyeglasses of FIG. 1.

**1 Claim, 2 Drawing Sheets**



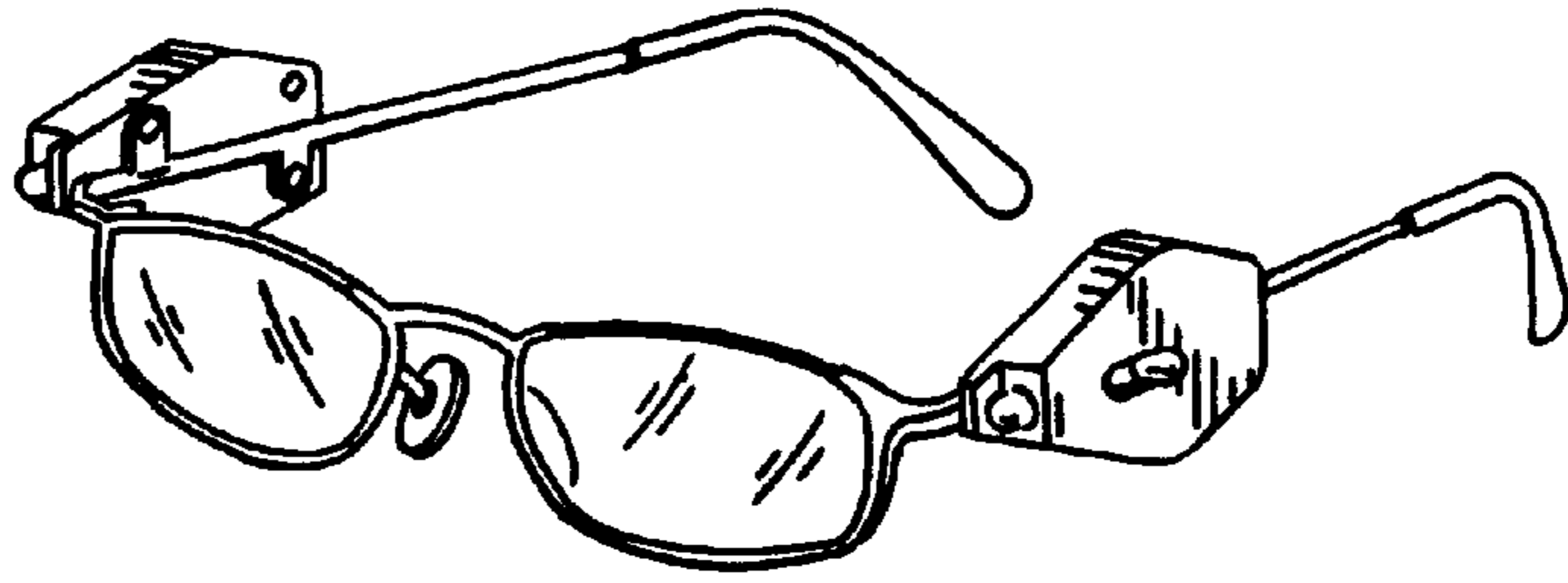


FIG. 1

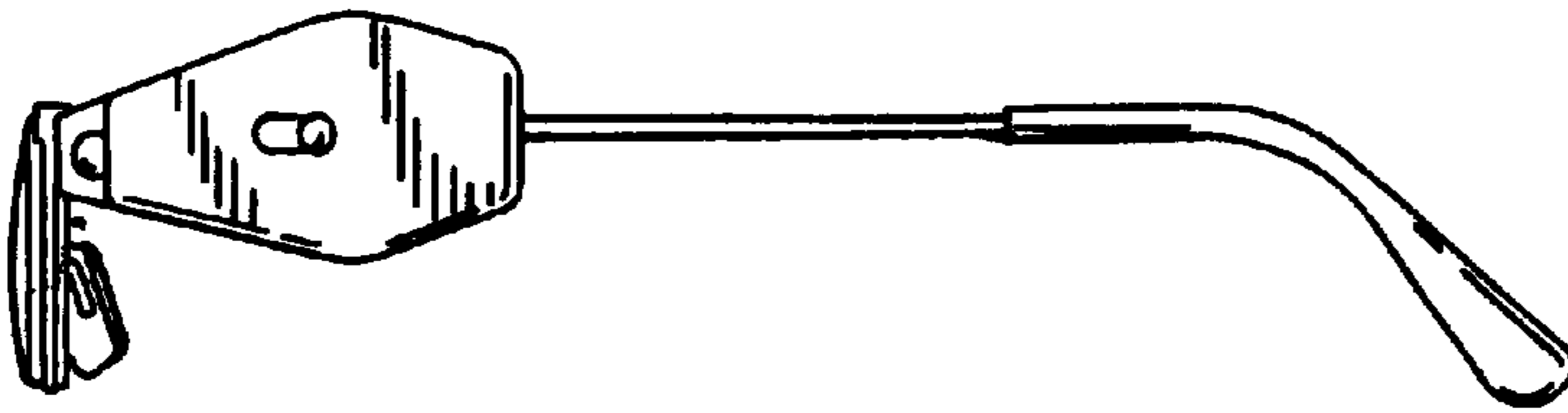


FIG. 2

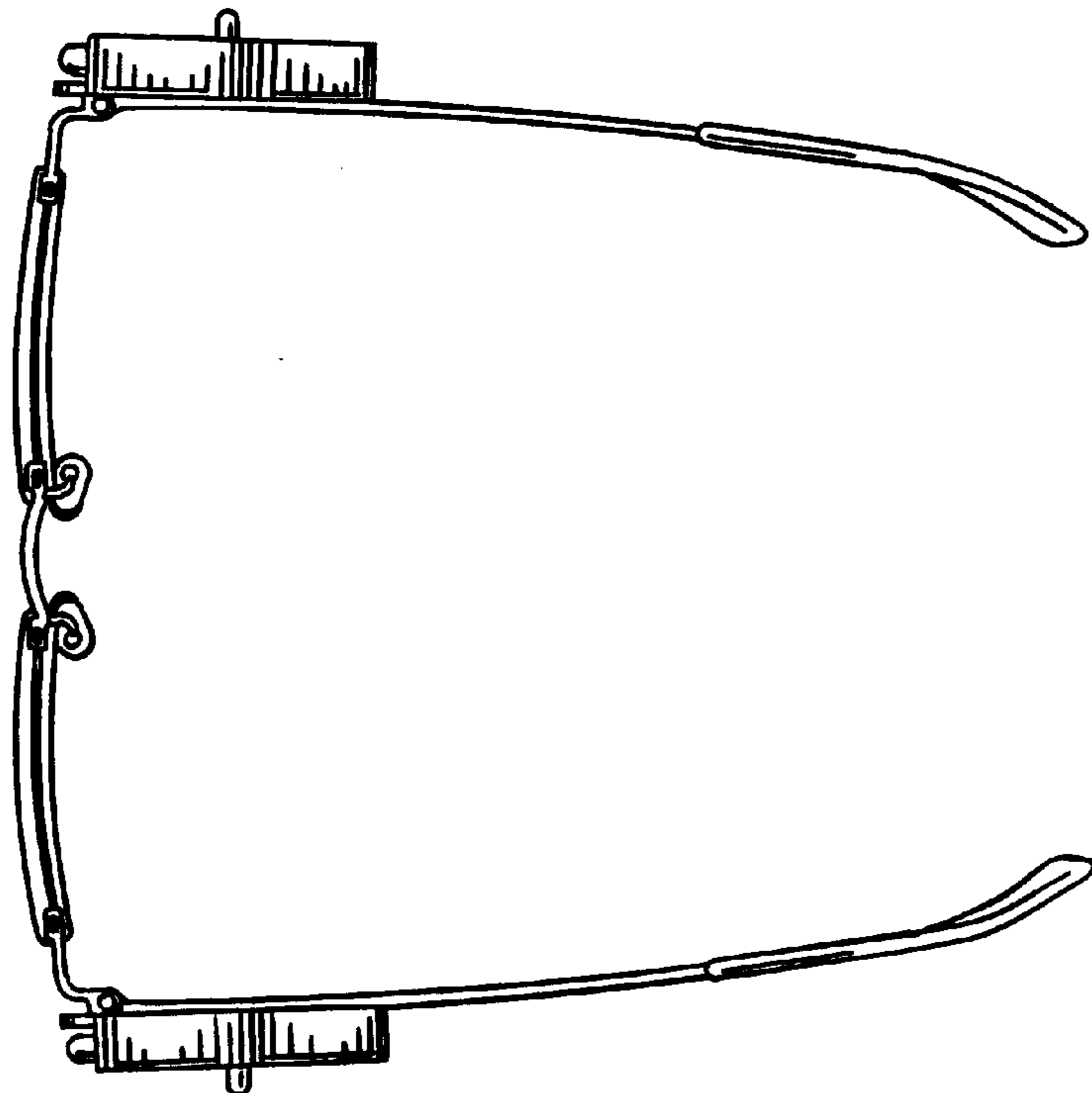


FIG. 3

FIG. 4


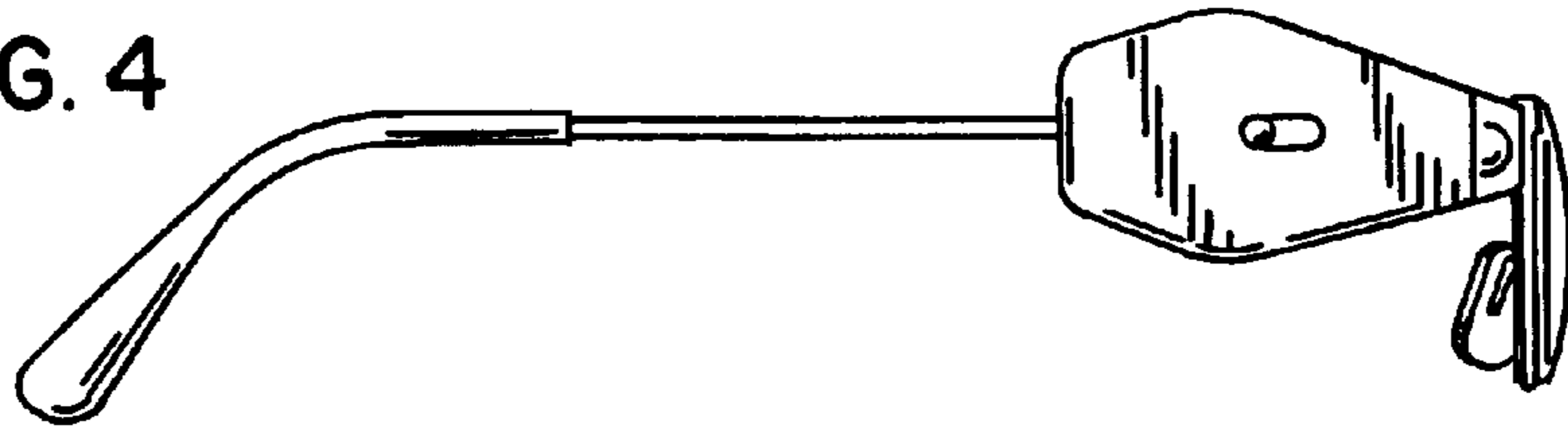


FIG. 5




FIG. 6

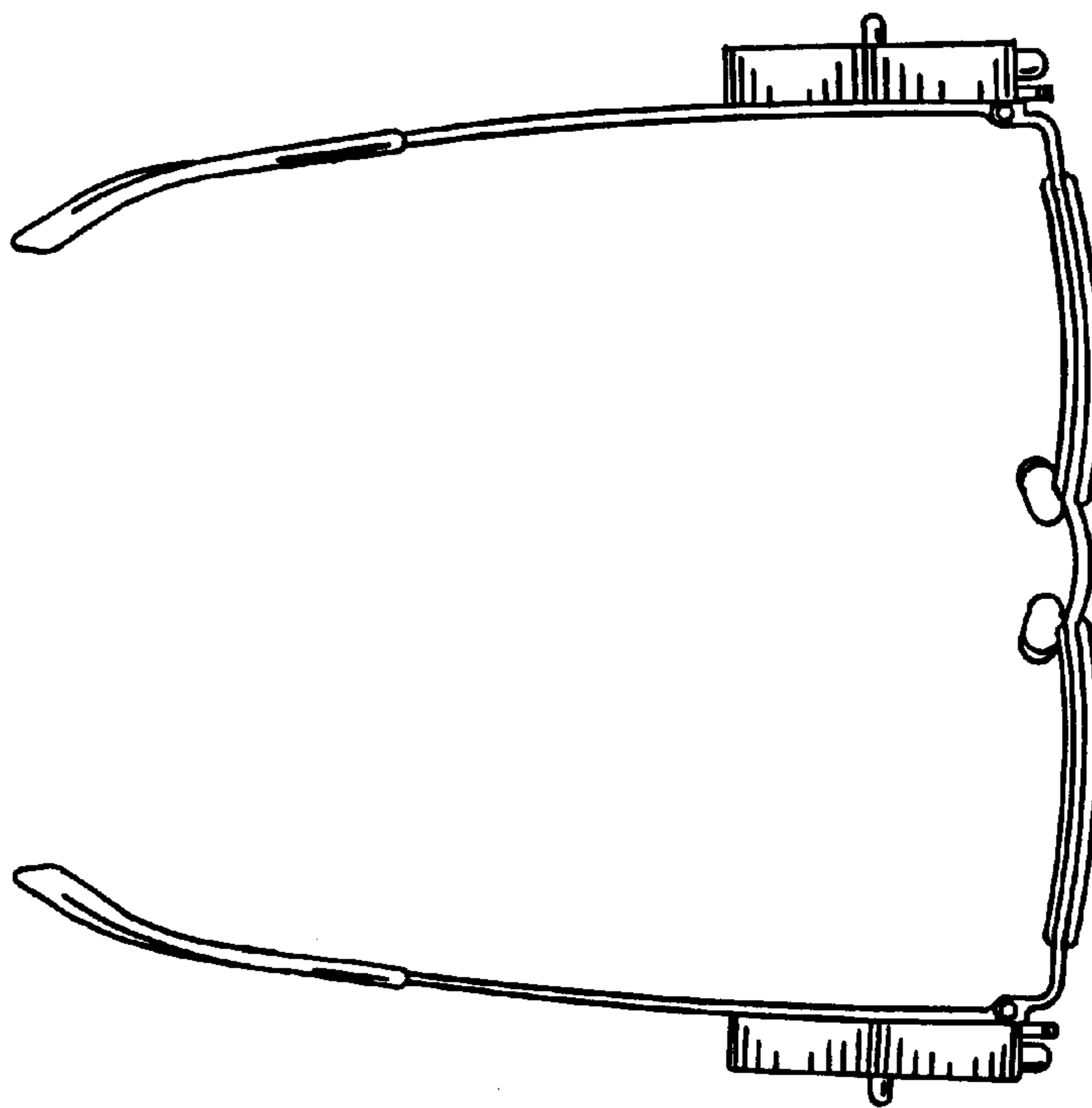


FIG. 7