



US00D473889S

(12) **United States Design Patent**
Kondo

(10) **Patent No.:** **US D473,889 S**

(45) **Date of Patent:** **** Apr. 29, 2003**

(54) **CAMERA**

(75) **Inventor:** **Shozo Kondo**, Tokyo (JP)

(73) **Assignee:** **Fuji Photo Film Co., Ltd.**, Kanagawa (JP)

(**) **Term:** **14 Years**

(21) **Appl. No.:** **29/164,820**

(22) **Filed:** **Aug. 1, 2002**

(30) **Foreign Application Priority Data**

Feb. 5, 2002 (JP) 2002-002675

(51) **LOC (7) Cl.** **16-01**

(52) **U.S. Cl.** **D16/209; D16/218**

(58) **Field of Search** D16/200-206,
D16/208, 209, 218; 396/6, 535, 536-541

(56) **References Cited**

U.S. PATENT DOCUMENTS

- 4,866,470 A * 9/1989 Arai et al. 396/540
- D329,447 S * 9/1992 McBride D16/209
- D397,348 S * 8/1998 Senda D16/209

- D428,904 S * 8/2000 Oshima D16/209
- 6,222,995 B1 * 4/2001 Uchida 396/6
- 2002/0122669 A1 * 9/2002 Kamoda 396/538
- 2002/0181949 A1 * 12/2002 Hata et al. 396/6

* cited by examiner

Primary Examiner—Adir Aronovich

(74) *Attorney, Agent, or Firm*—Young & Thompson

(57) **CLAIM**

The ornamental design for a camera, as shown.

DESCRIPTION

FIG. 1 is a top, front and side perspective view of a camera showing my new design;
 FIG. 2 is a front elevational view thereof;
 FIG. 3 is a rear elevational view thereof;
 FIG. 4 is a top plan view thereof;
 FIG. 5 is a bottom plan view thereof;
 FIG. 6 is a side elevational view thereof from the right of FIG. 2; and,
 FIG. 7 is a side elevational view thereof from the left of FIG. 2.

1 Claim, 4 Drawing Sheets




FIG. 1




FIG. 2

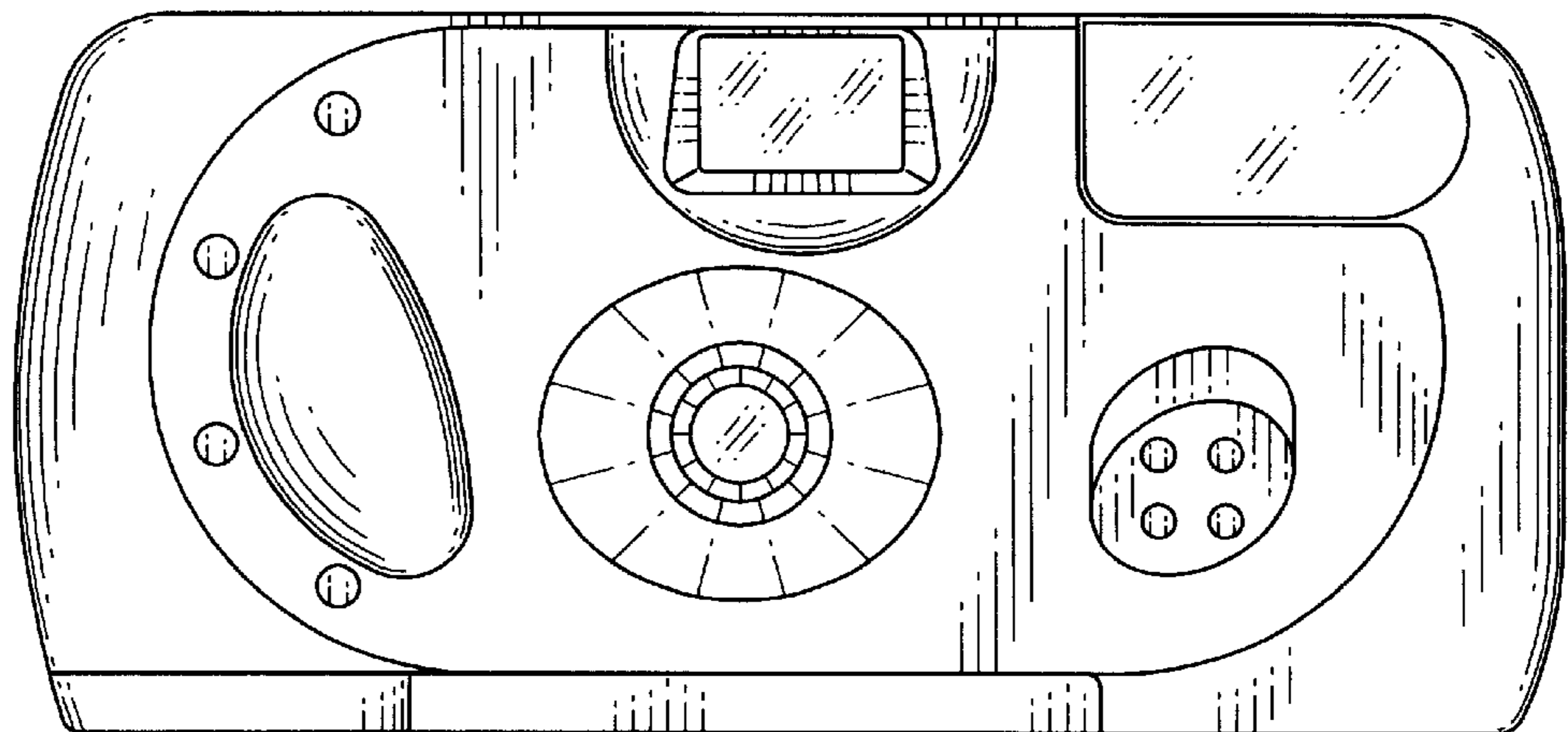


FIG. 3

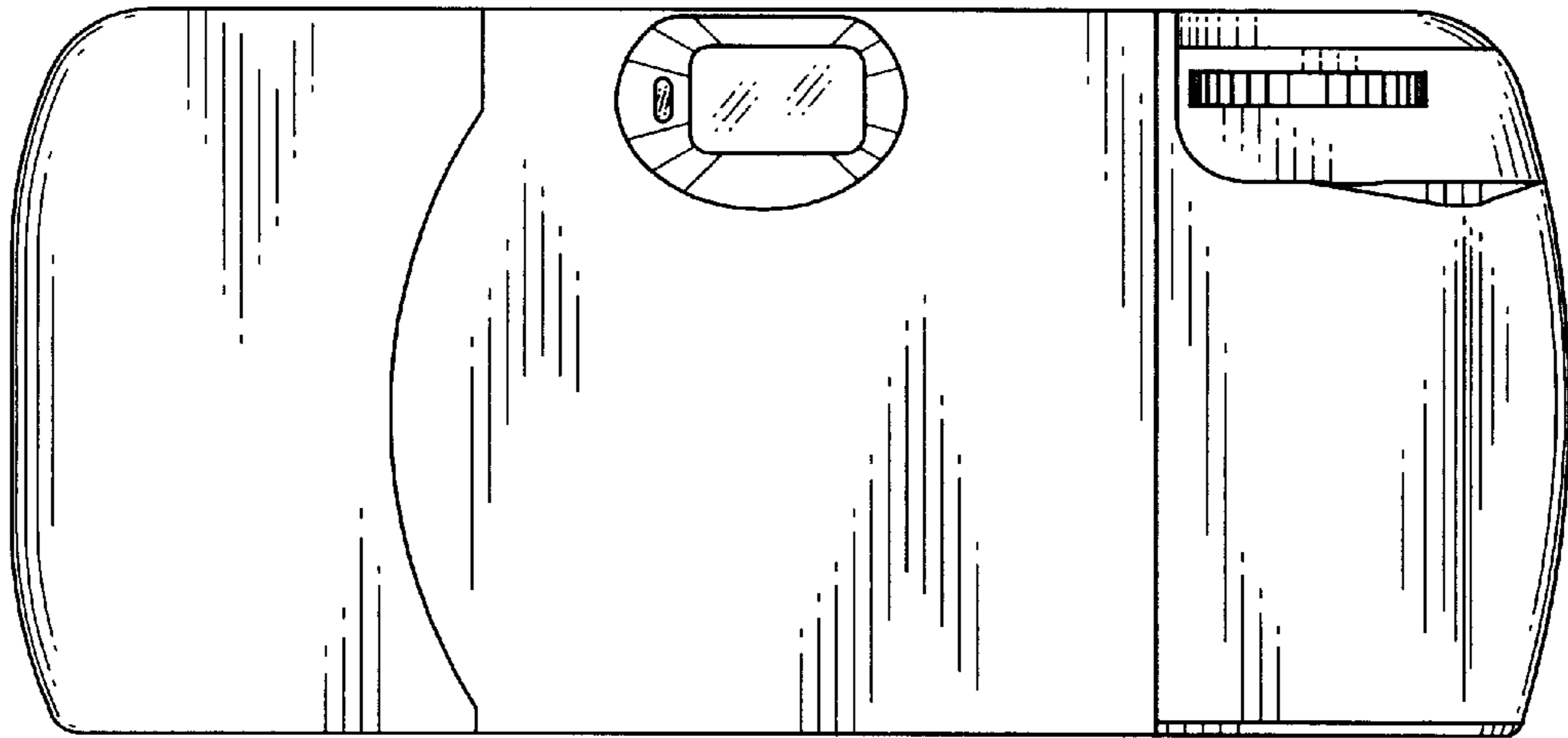


FIG. 4

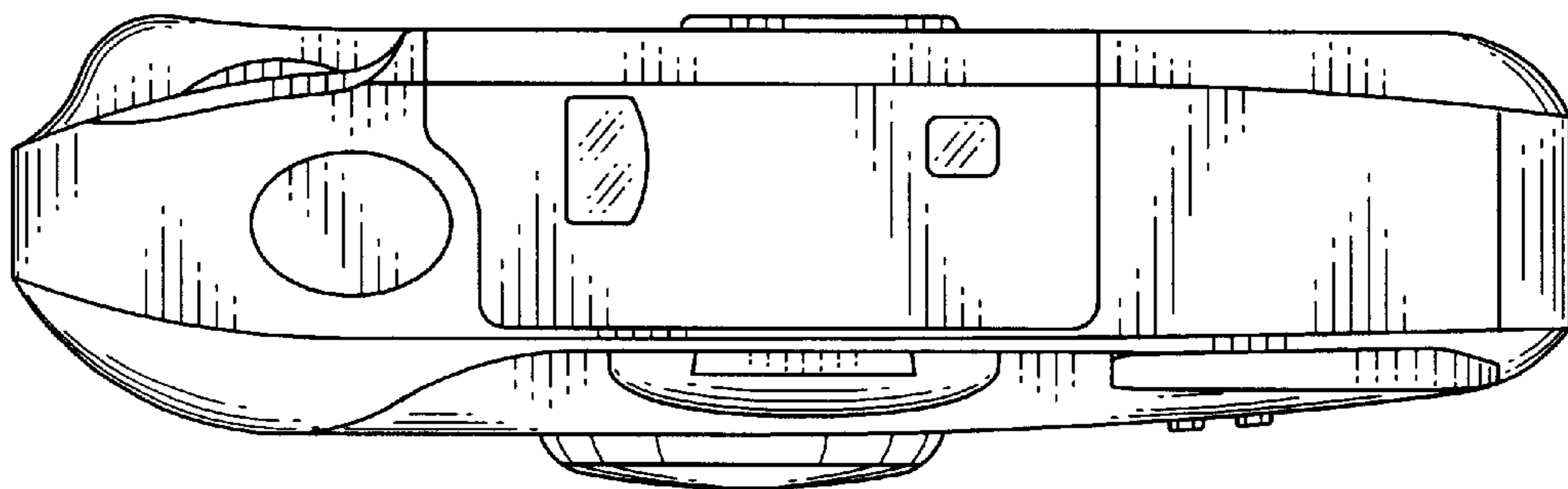


FIG. 5

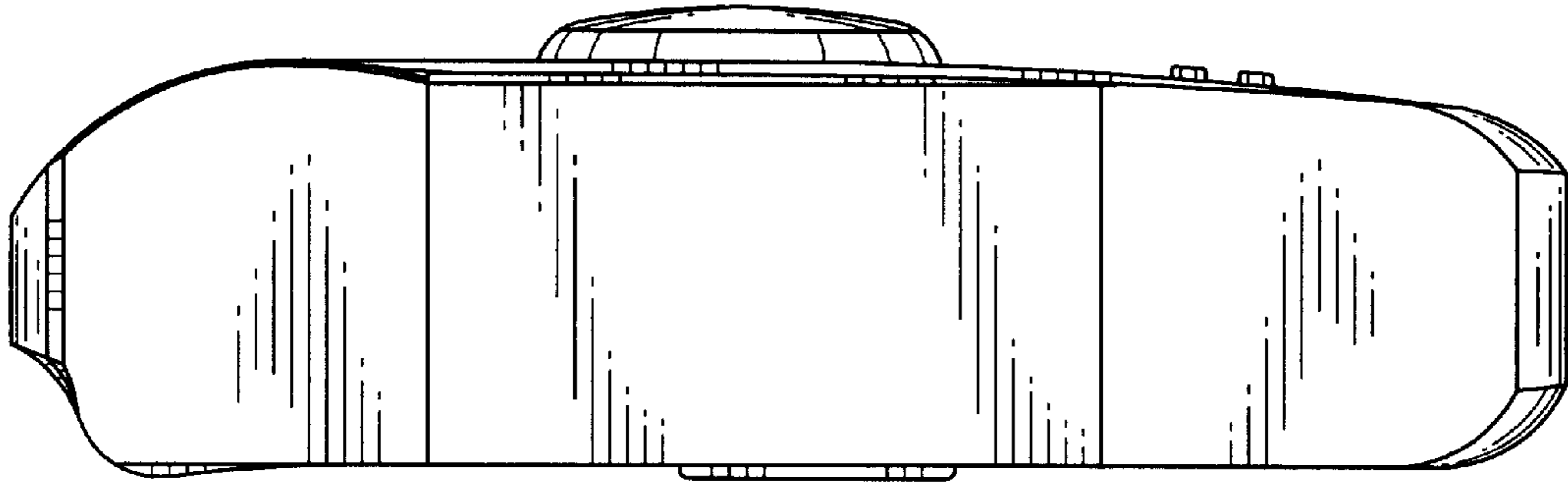


FIG. 6

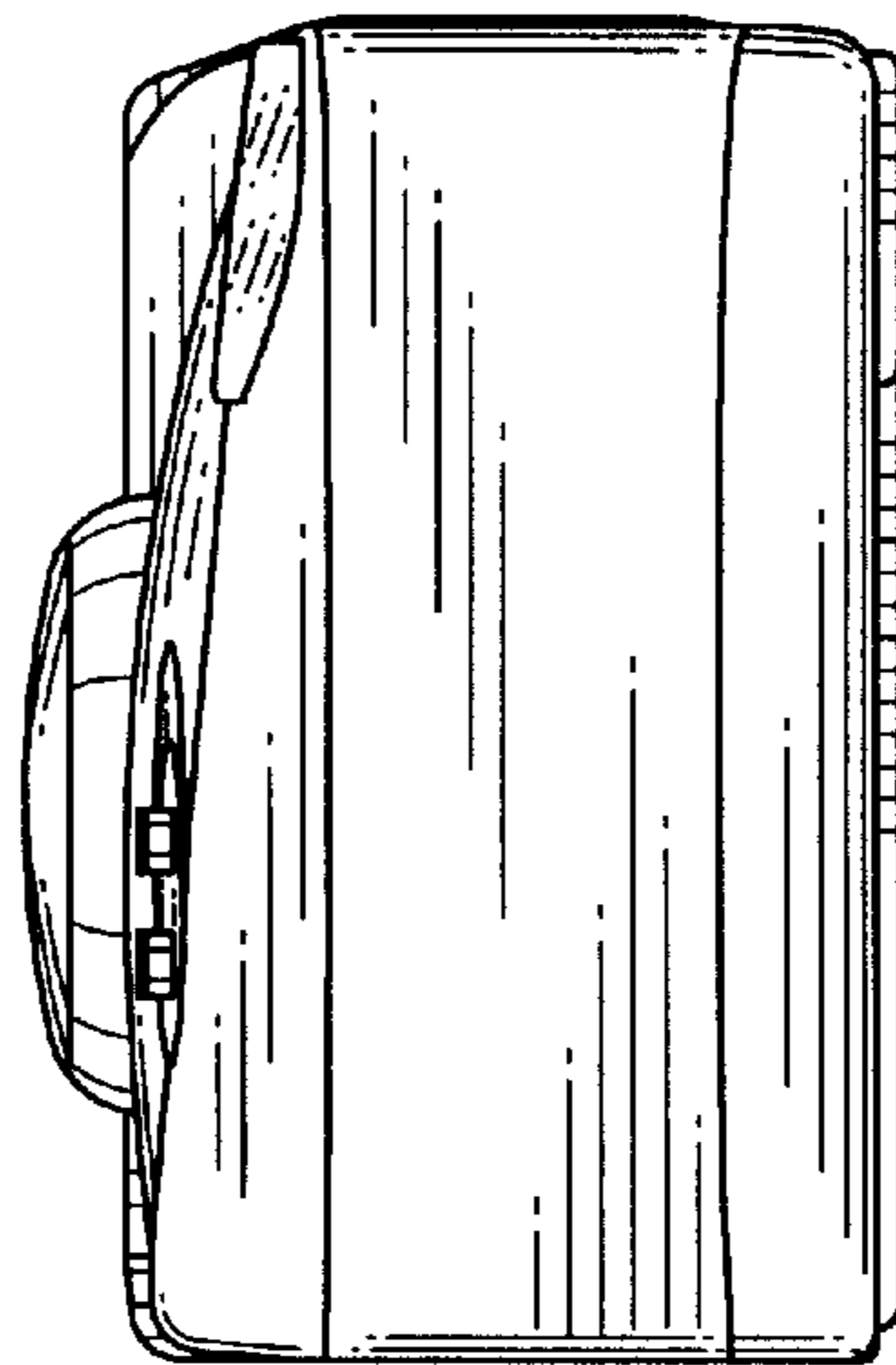


FIG. 7

