



US00D473876S

(12) **United States Design Patent**  
**Chien et al.**

(10) **Patent No.:** **US D473,876 S**

(45) **Date of Patent:** **\*\* Apr. 29, 2003**

(54) **COMPUTER FRONT BEZEL**

D453,518 S \* 2/2002 Jean et al. .... D14/444

\* cited by examiner

(75) Inventors: **Chieh Nan Chien**, Tu-Chen (TW);  
**Fu-Ming Chen**, Tu-Chen (TW);  
**Yin-Sheng Yeh**, Tu-Chen (TW)

*Primary Examiner*—Freda Nunn  
(74) *Attorney, Agent, or Firm*—Wei Te Chung

(73) Assignee: **Hon Hai Precision Ind. Co., Ltd.**,  
Taipei Hsien (TW)

(57) **CLAIM**

(\*\*) Term: **14 Years**

The ornamental design for a computer front bezel, as shown and described.

(21) Appl. No.: **29/161,235**

**DESCRIPTION**

(22) Filed: **May 23, 2002**

FIG. 1 is a perspective view of a computer front bezel of our new design;

(51) **LOC (7) Cl.** ..... **14-02**

FIG. 2 is a front elevational view thereof;

(52) **U.S. Cl.** ..... **D14/444**

FIG. 3 is a rear elevational view thereof;

(58) **Field of Search** ..... D14/441-446;  
D13/162, 184, 199; 312/223.1, 223.2; 361/690-696

FIG. 4 is a left side elevational view thereof;

FIG. 5 is a right side elevational view thereof;

FIG. 6 is a top plan view thereof;

FIG. 7 is a bottom plan view thereof; and,


FIG. 8 is a view similar to FIG. 1 with the computer front bezel being mounted to a computer case which is shown in broken lines for illustrative purpose only and forms no part of the claimed design.

(56) **References Cited**

**U.S. PATENT DOCUMENTS**

- D427,195 S \* 6/2000 Jean et al. .... D14/441
- D431,825 S \* 10/2000 Jean et al. .... D14/444
- D451,514 S \* 12/2001 Jean et al. .... D14/444

**1 Claim, 6 Drawing Sheets**






FIG. 1

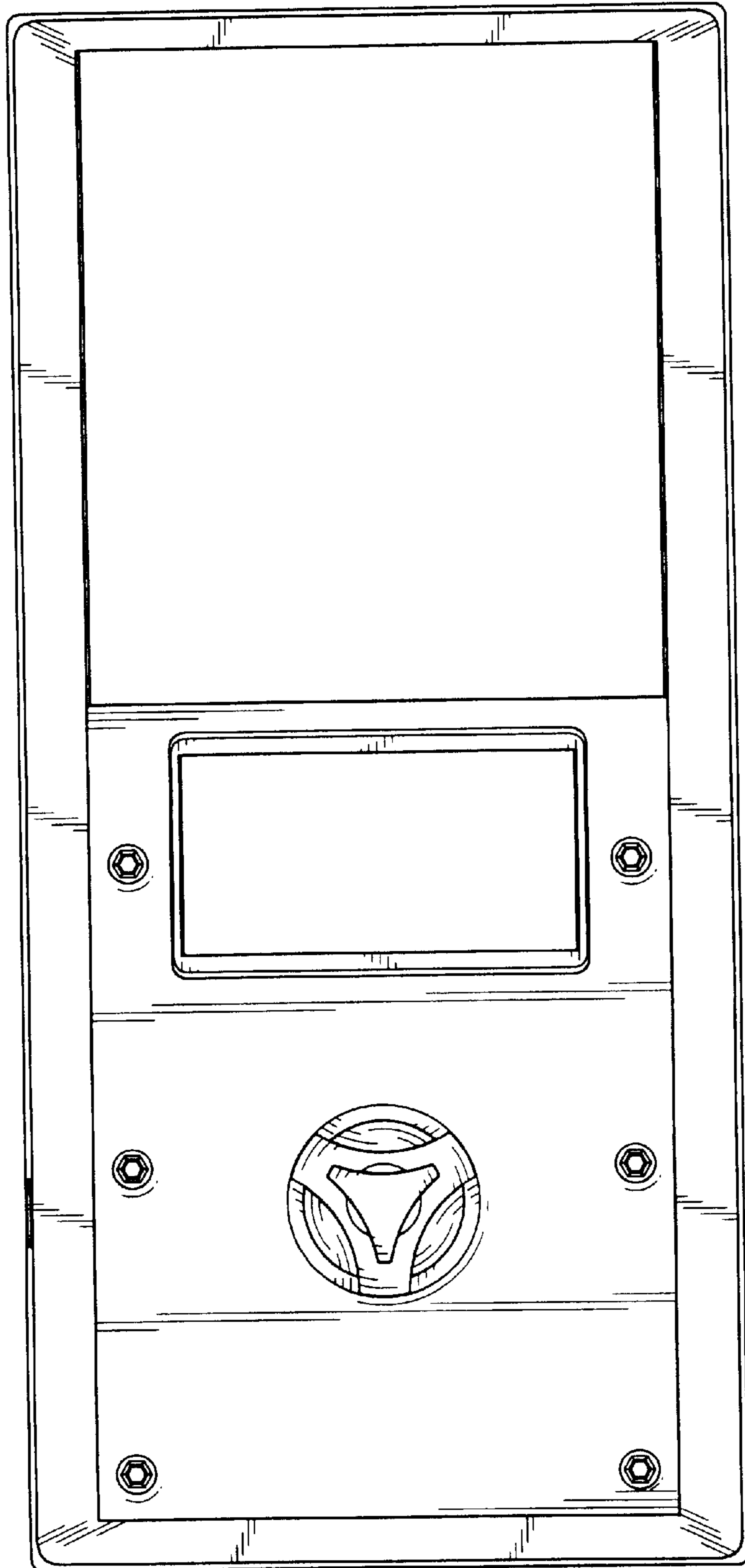


FIG. 2

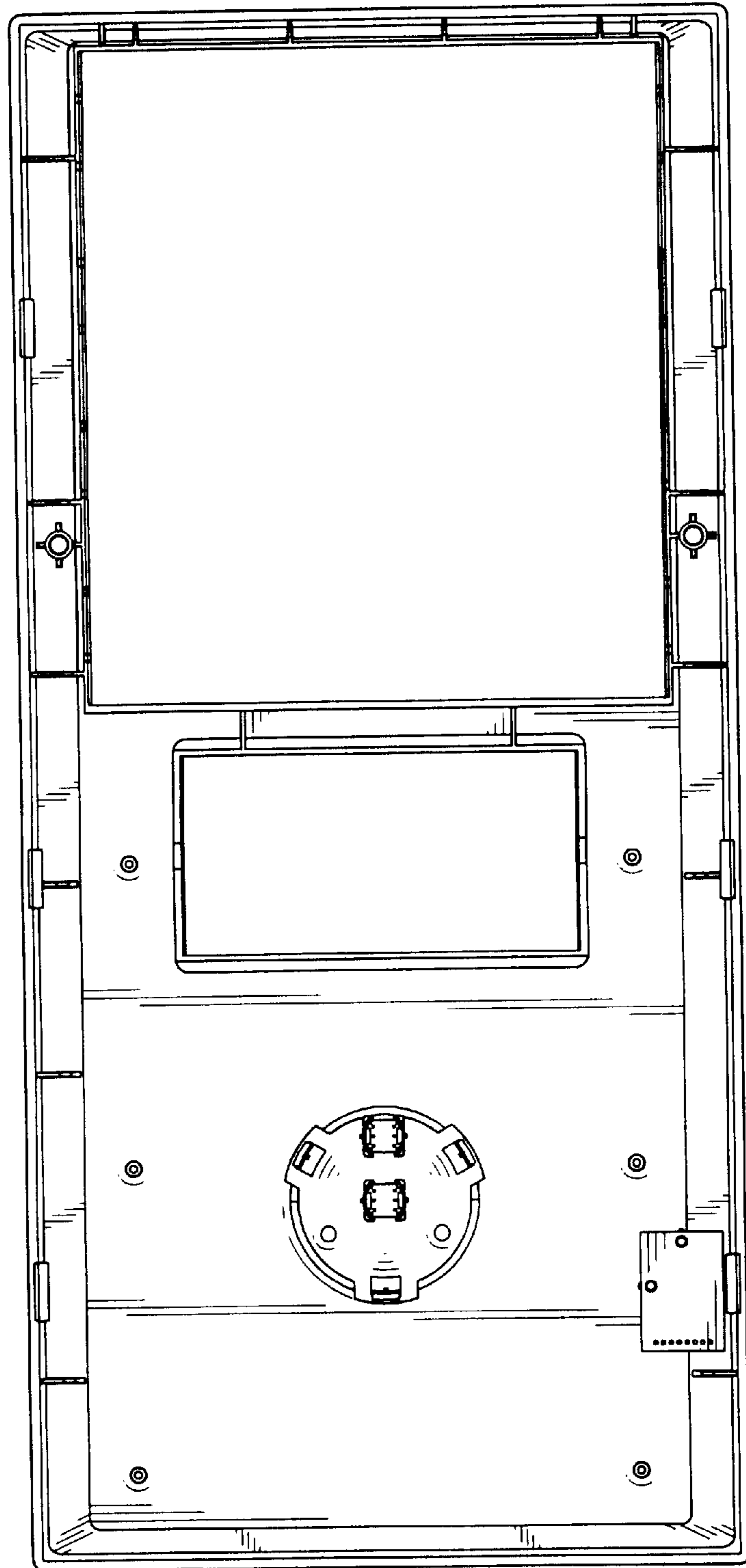


FIG. 3

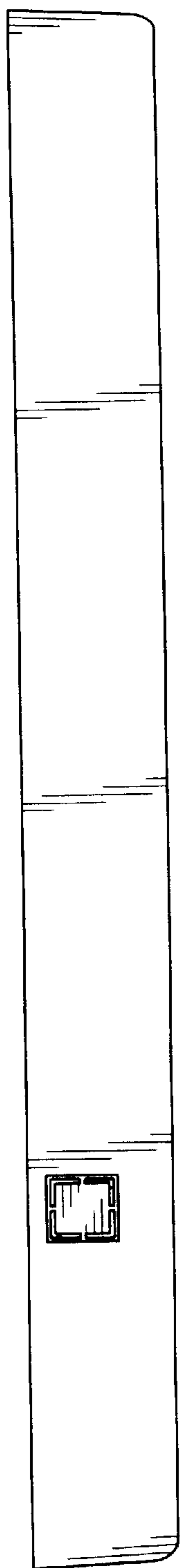


FIG. 4

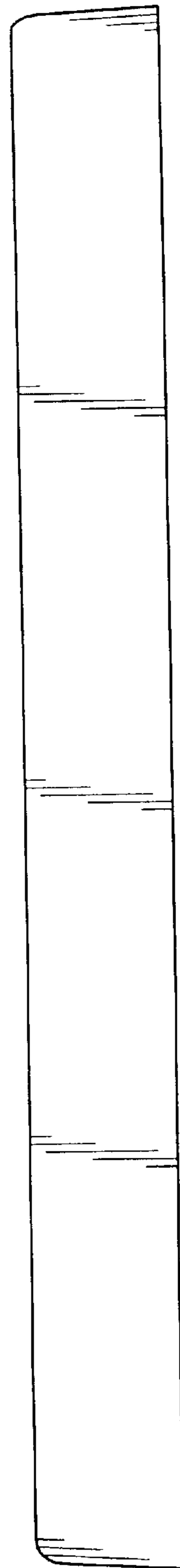


FIG. 5

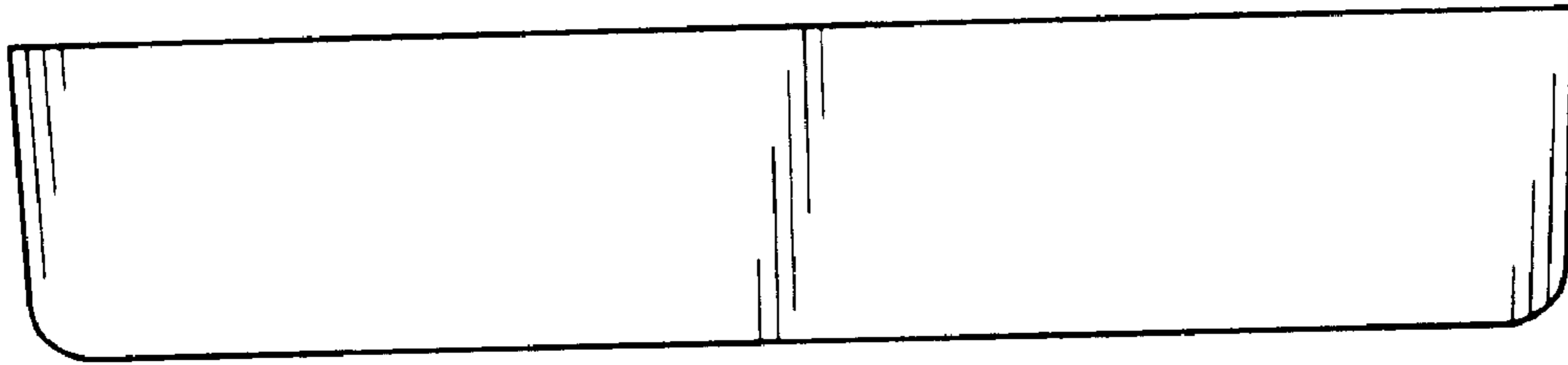


FIG. 6

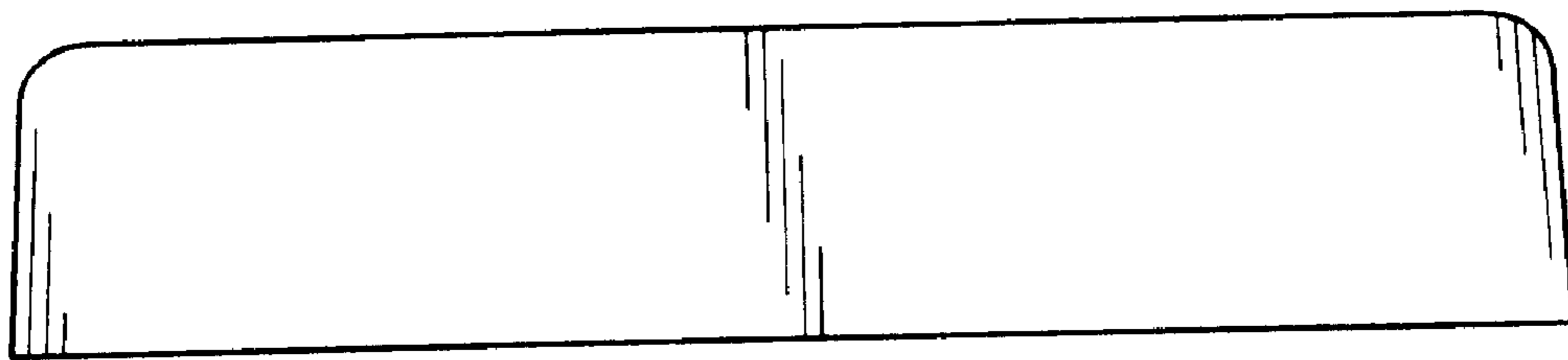


FIG. 7

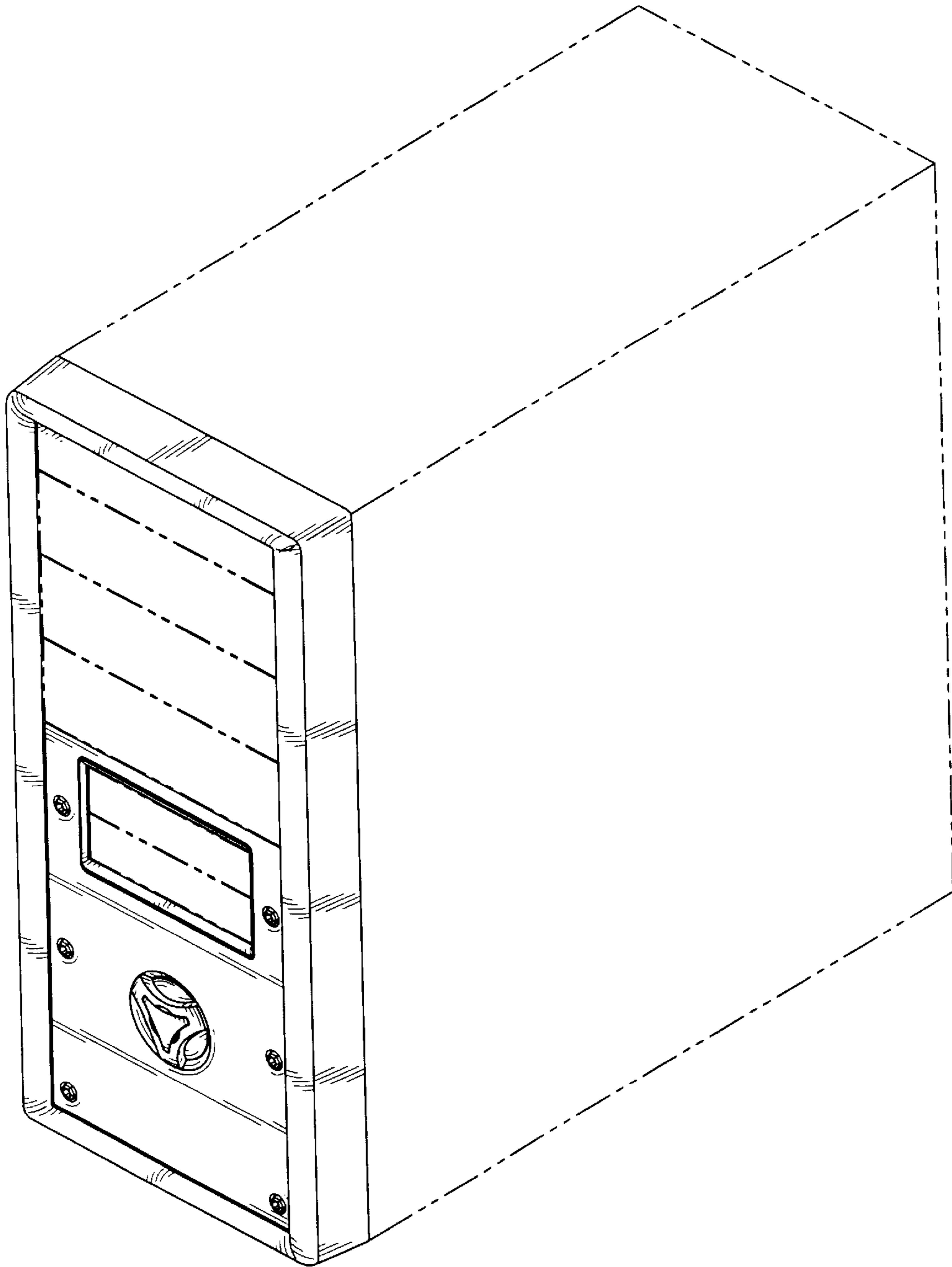


FIG.8