



US00D473871S

(12) **United States Design Patent**
Santos

(10) **Patent No.:** **US D473,871 S**

(45) **Date of Patent:** **** Apr. 29, 2003**

(54) **DESKTOP/HAND-HELD TRACKBALL**

(75) **Inventor:** **Mar Santos**, 1816 Eastwood Dr., Las Vegas, NV (US) 89104

(73) **Assignee:** **Mar Santos**, Las Vegas, NV (US)

(**) **Term:** **14 Years**

(21) **Appl. No.:** **29/163,520**

(22) **Filed:** **Jul. 8, 2002**

(51) **LOC (7) Cl.** **14-02**

(52) **U.S. Cl.** **D14/417; D14/409**

(58) **Field of Search** **D14/402-410, D14/417; 345/156-167; 200/5 R, 5 A, 6 R, 6 A; 273/148 B; 74/471 XY; 463/36, 37, 38**

(56) **References Cited**

U.S. PATENT DOCUMENTS

- D347,833 S * 6/1994 Bisenius et al. D14/409
- D381,970 S * 8/1997 Gasca D14/409

- 5,894,303 A * 4/1999 Barr 345/163
- D425,046 S * 5/2000 Bering D14/417
- D441,752 S * 5/2001 Lee D14/409
- D464,053 S * 10/2002 Zicoello D14/409

* cited by examiner

Primary Examiner—Kay H. Chin

(57) **CLAIM**

The ornamental design for a desktop/hand-held trackball, as shown and described.

DESCRIPTION

FIG. 1 is a perspective view of a desktop/hand-held trackball according to my new design;
FIG. 2 is a right side elevational view thereof;
The left side is a mirror image of the right side;
FIG. 3 is a front elevational view thereof;
FIG. 4 is a rear elevational view thereof; and,
FIG. 5 is a top plan view thereof.
The bottom is flat and unornamented.

1 Claim, 5 Drawing Sheets

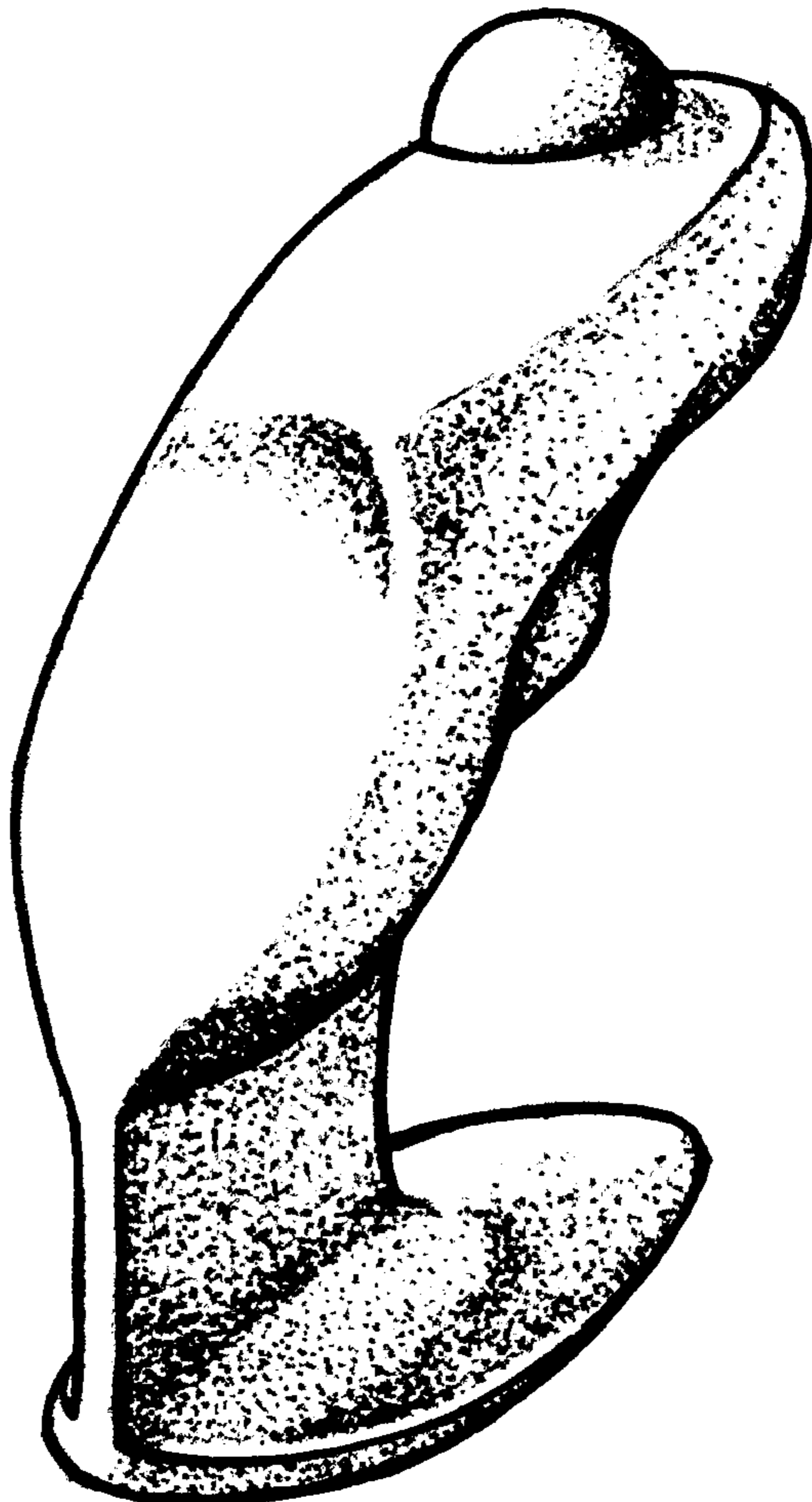


FIG. 1

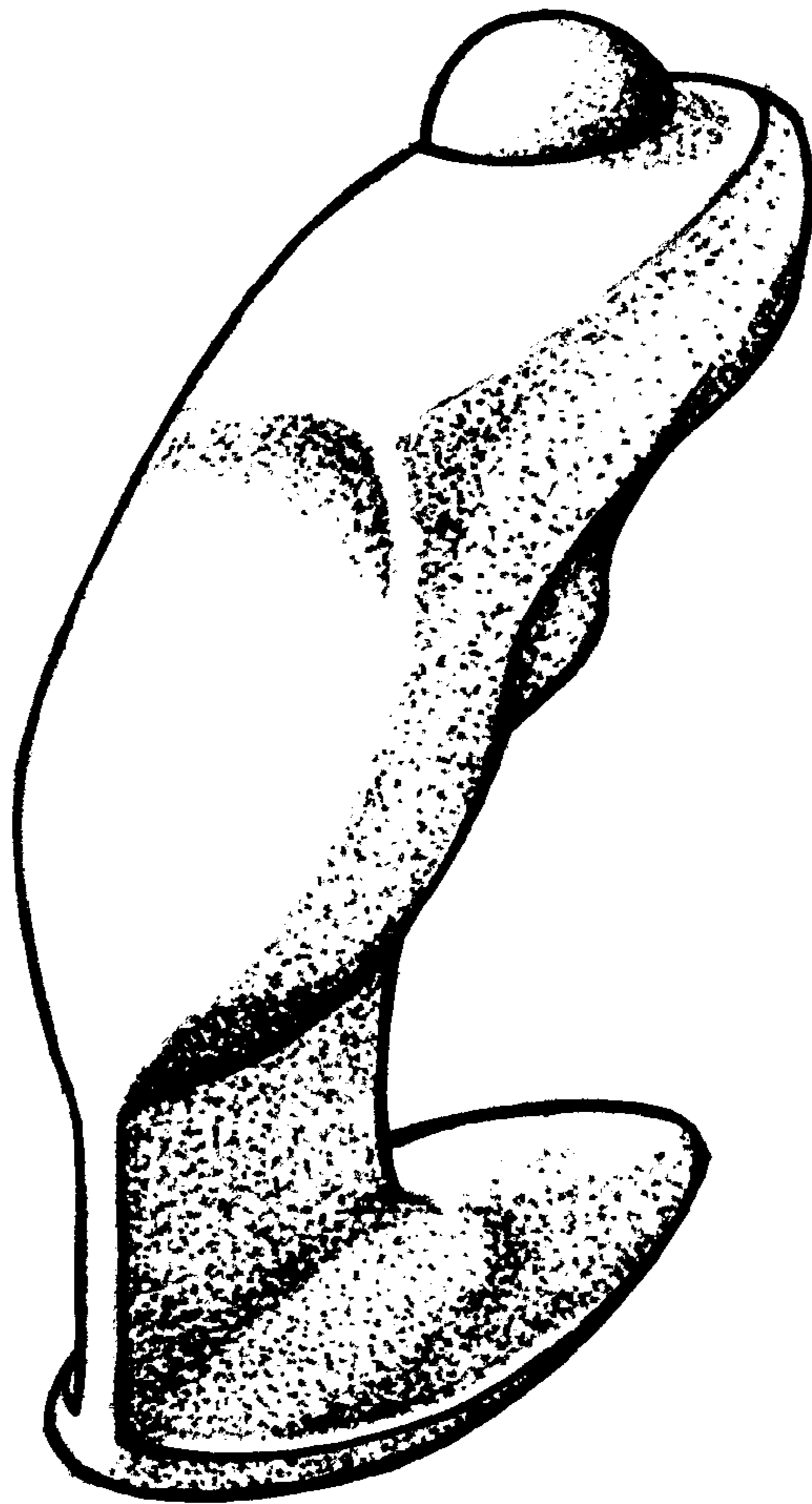


FIG. 2

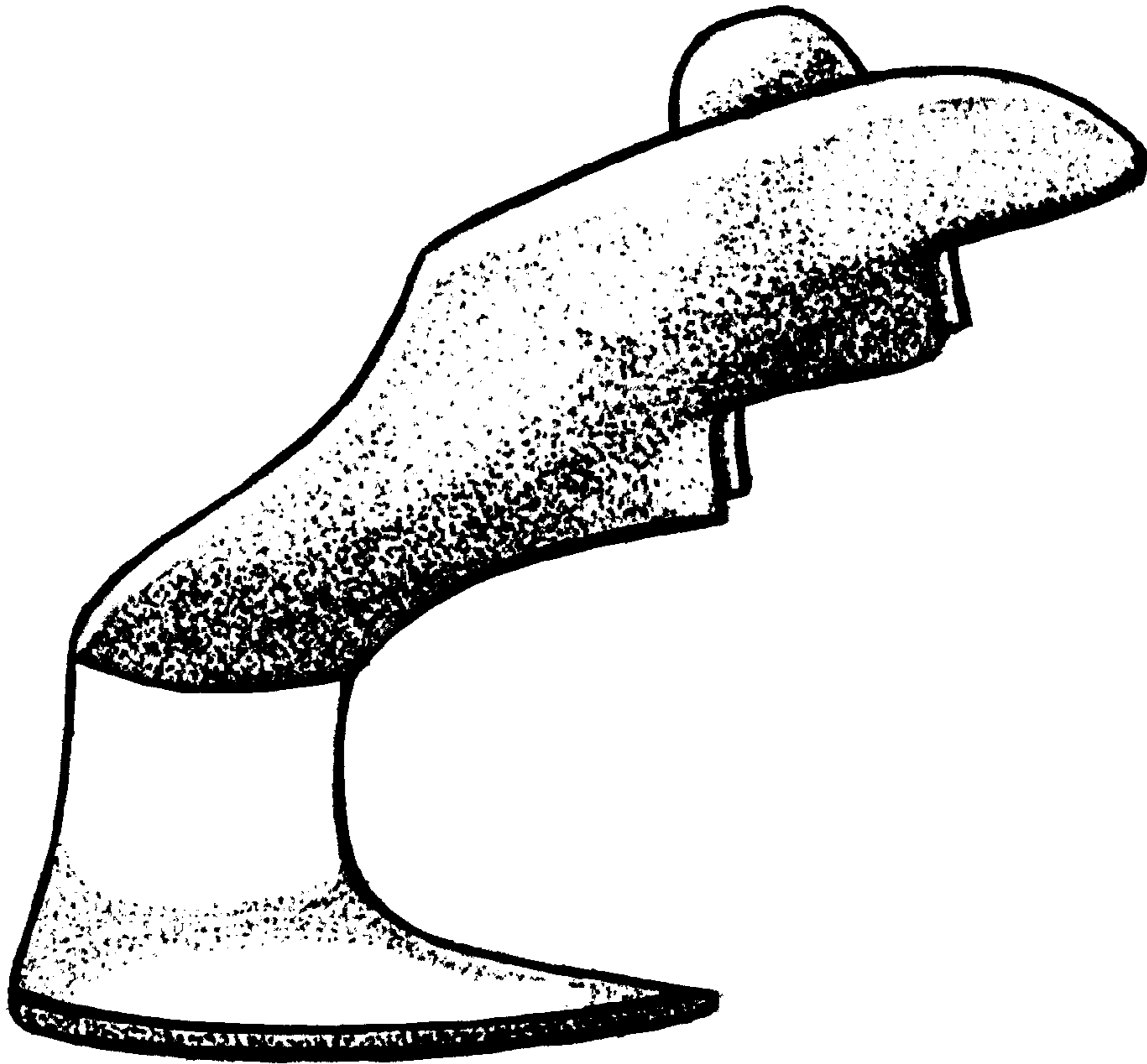


FIG. 3

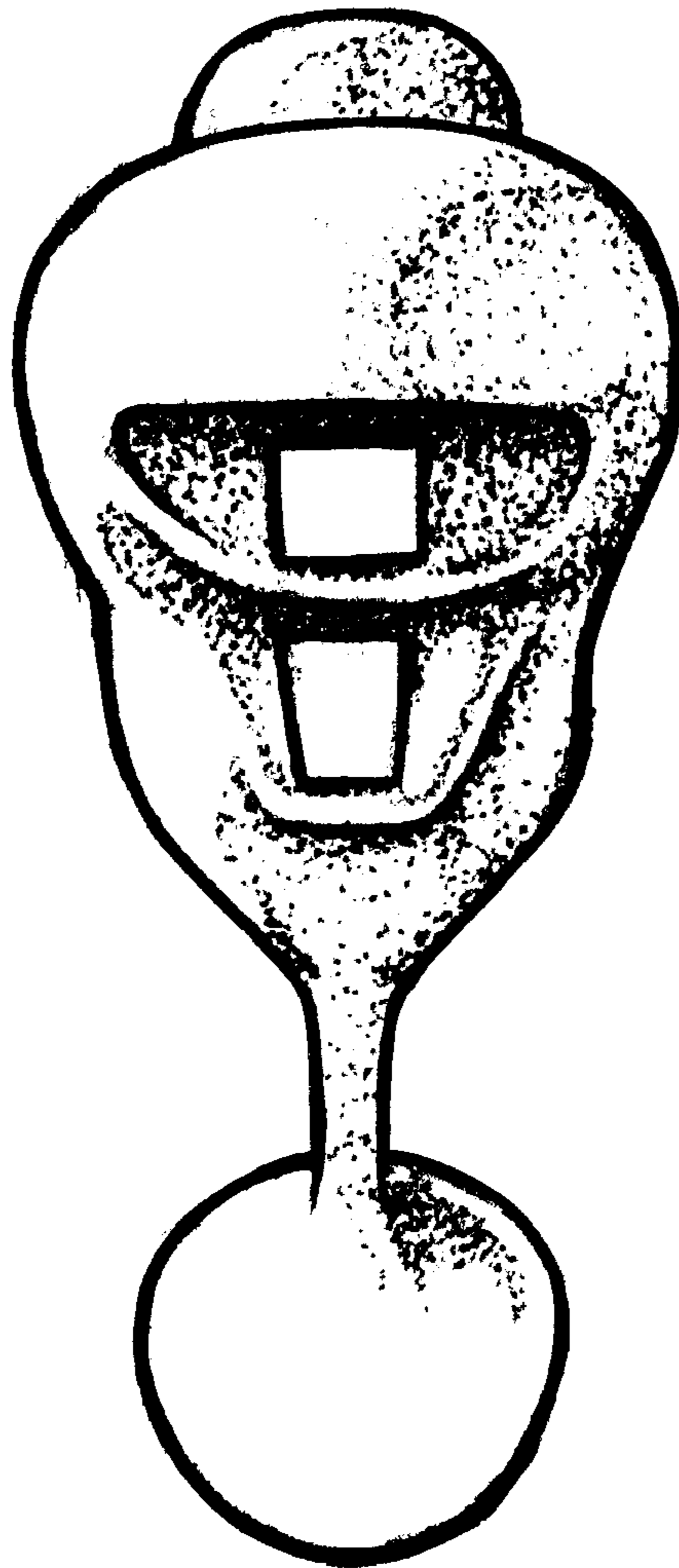


FIG. 4




FIG. 5

