



US00D473832S

(12) **United States Design Patent**
Tuzar

(10) **Patent No.:** **US D473,832 S**

(45) **Date of Patent:** **** Apr. 29, 2003**

(54) **COMBINED INDICATING DEVICE FOR VEHICLES**

(75) Inventor: **Gert-Dieter Tuzar**, Obereschach (DE)

(73) Assignee: **Siemens AG**, München (DE)

(**) Term: **14 Years**

(21) Appl. No.: **29/159,844**

(22) Filed: **Apr. 29, 2002**

(30) **Foreign Application Priority Data**

Oct. 27, 2001 (DE) 401 09 408

(51) **LOC (7) Cl.** **12-16**

(52) **U.S. Cl.** **D12/192**

(58) **Field of Search** D12/192, 114,
D12/415; D10/103, 98, 125, 49-51; 280/770,
750-752, DIG. 5; 180/90; 296/70-72, 190-191,
37.1, 37.8

(56) **References Cited**

U.S. PATENT DOCUMENTS

- D195,783 S * 7/1963 Woods, Jr. D12/192
- D249,247 S * 9/1978 Sholtz et al. D10/98
- D279,975 S * 8/1985 Akira et al. D12/192

- D375,477 S * 11/1996 Kulla et al. D12/192
- D381,614 S * 7/1997 Ma D12/192
- D410,608 S * 6/1999 Kraus D12/192
- D413,294 S * 8/1999 Lagaay D12/192
- D436,565 S * 1/2001 Tsay et al. D12/192
- D440,925 S * 4/2001 Pfeiffer D12/192
- D449,026 S * 10/2001 Tsay et al. D12/192
- D456,754 S * 5/2002 Keating D12/192

* cited by examiner

Primary Examiner—Stacia Cadmus

(74) *Attorney, Agent, or Firm*—Cohen, Pontani, Lieberman & Pavane

(57) **CLAIM**

The ornamental design for a combined indicating device for vehicles, as shown and described.

DESCRIPTION

FIG. 1 is a front, left side perspective view of the combined indicating device for vehicles of the present invention; FIG. 2 is an enlarged front perspective view thereof; FIG. 3 is an enlarged left side view thereof; FIG. 4 is an enlarged right side view thereof; and, FIG. 5 is an enlarged top view thereof.

1 Claim, 4 Drawing Sheets


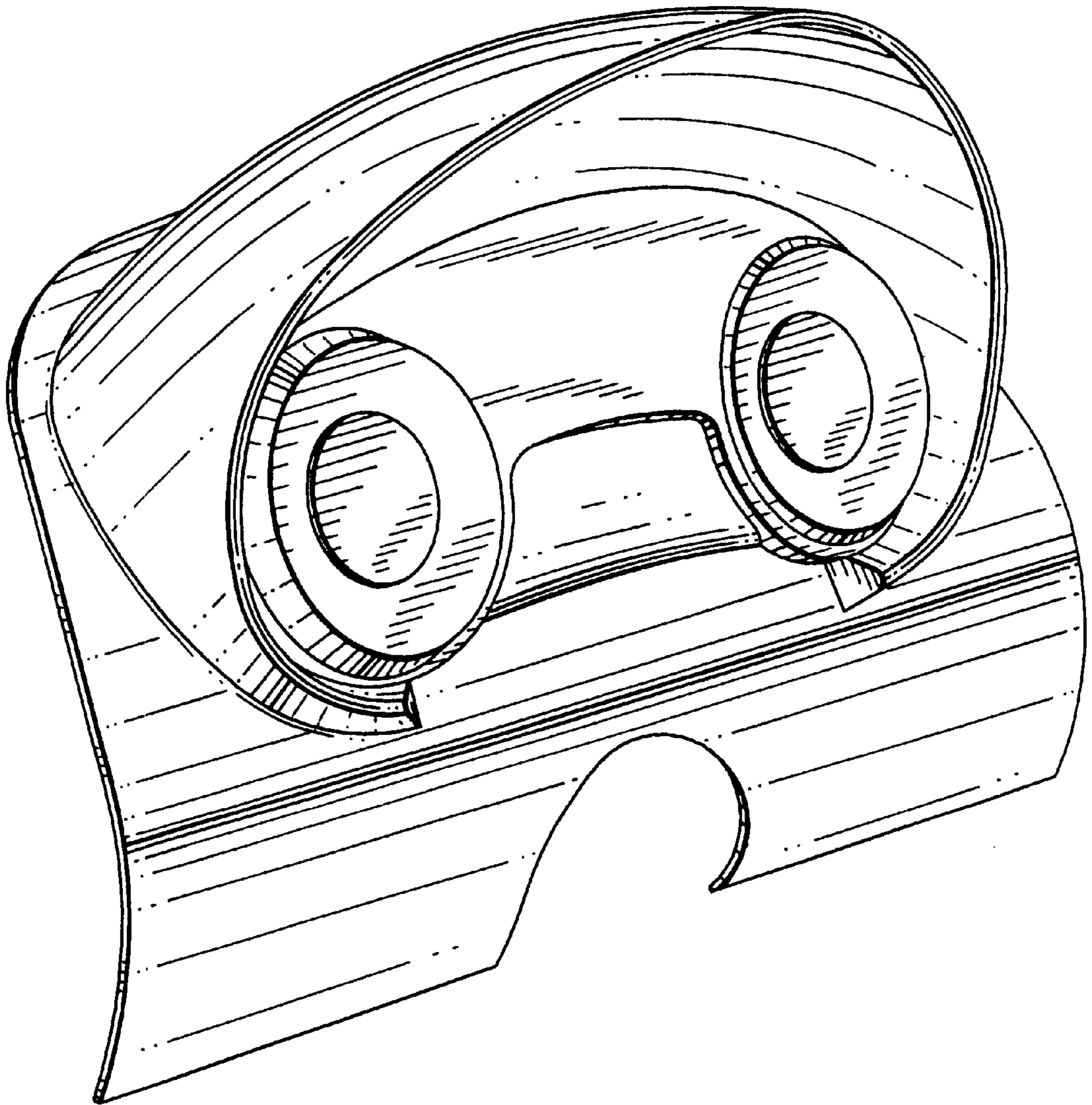


FIG 1



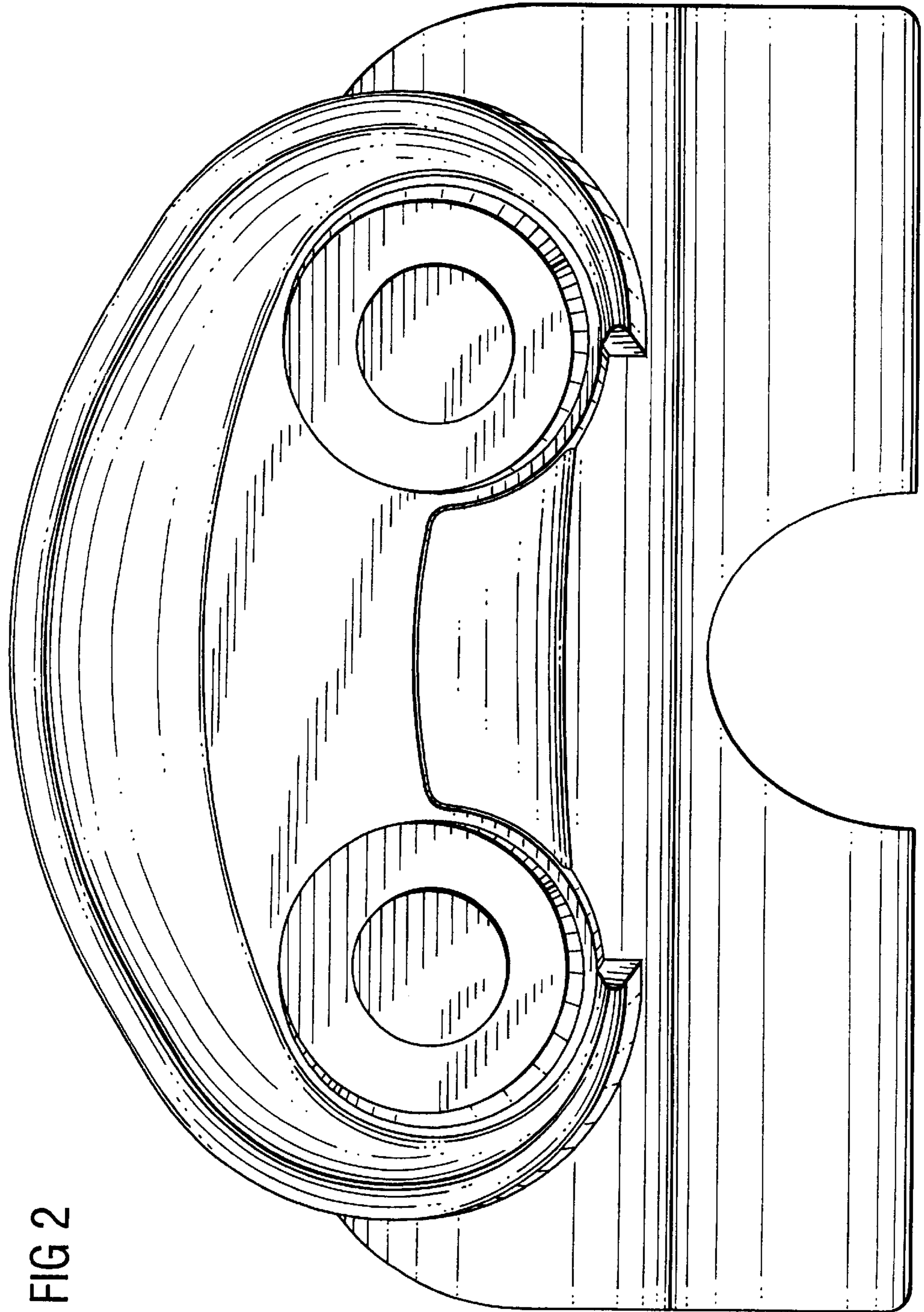


FIG 2

FIG 3

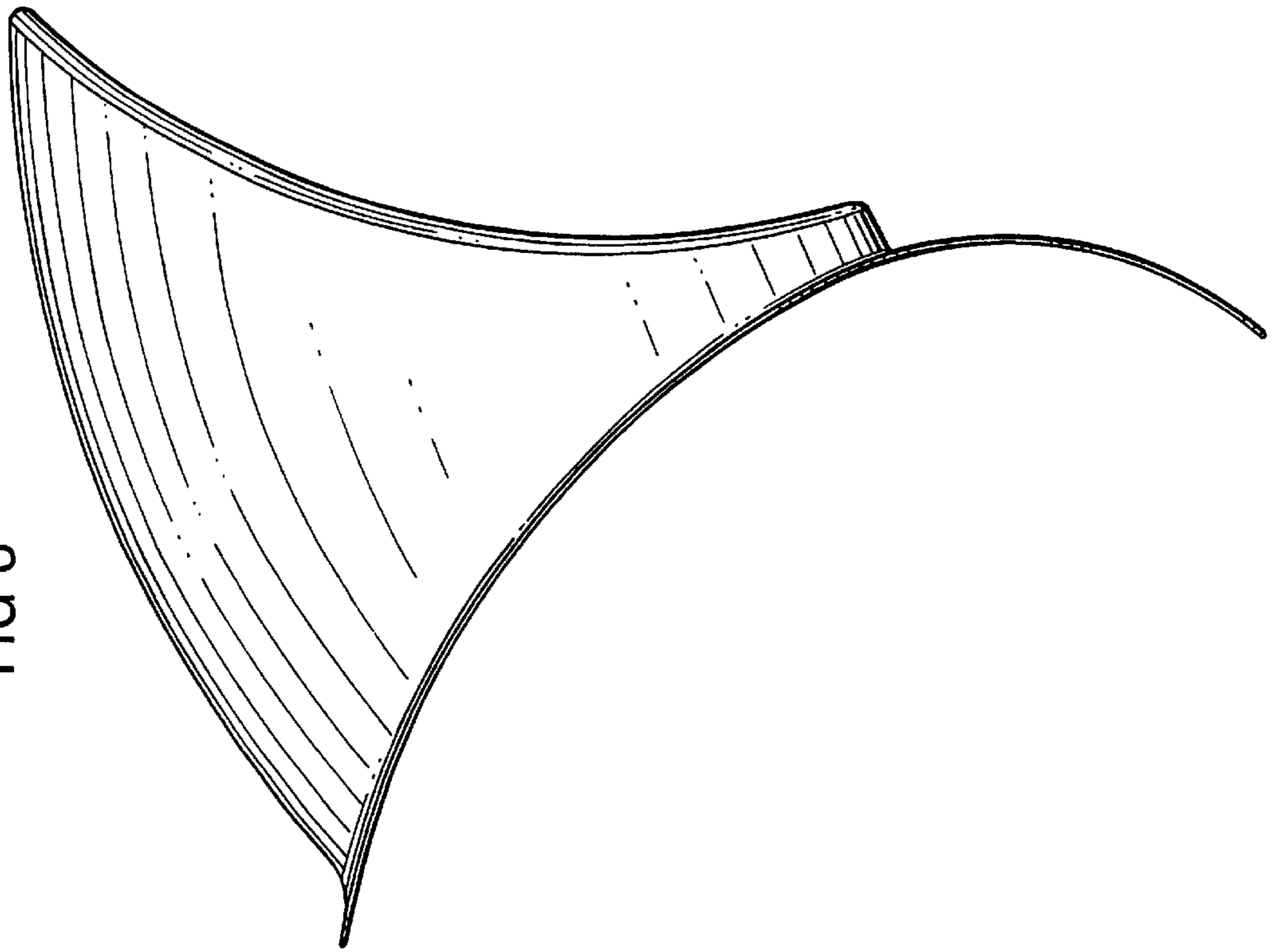
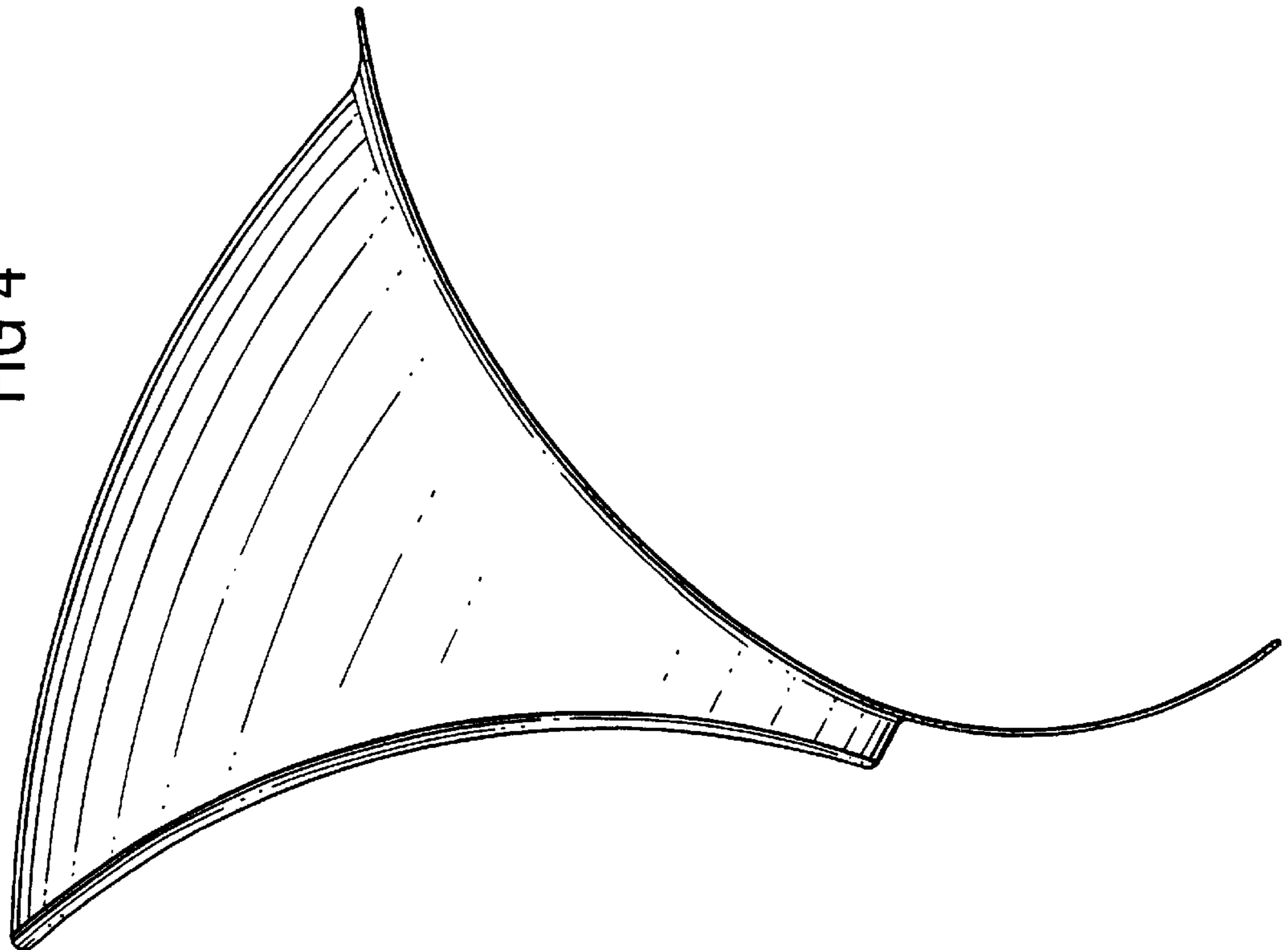


FIG 4



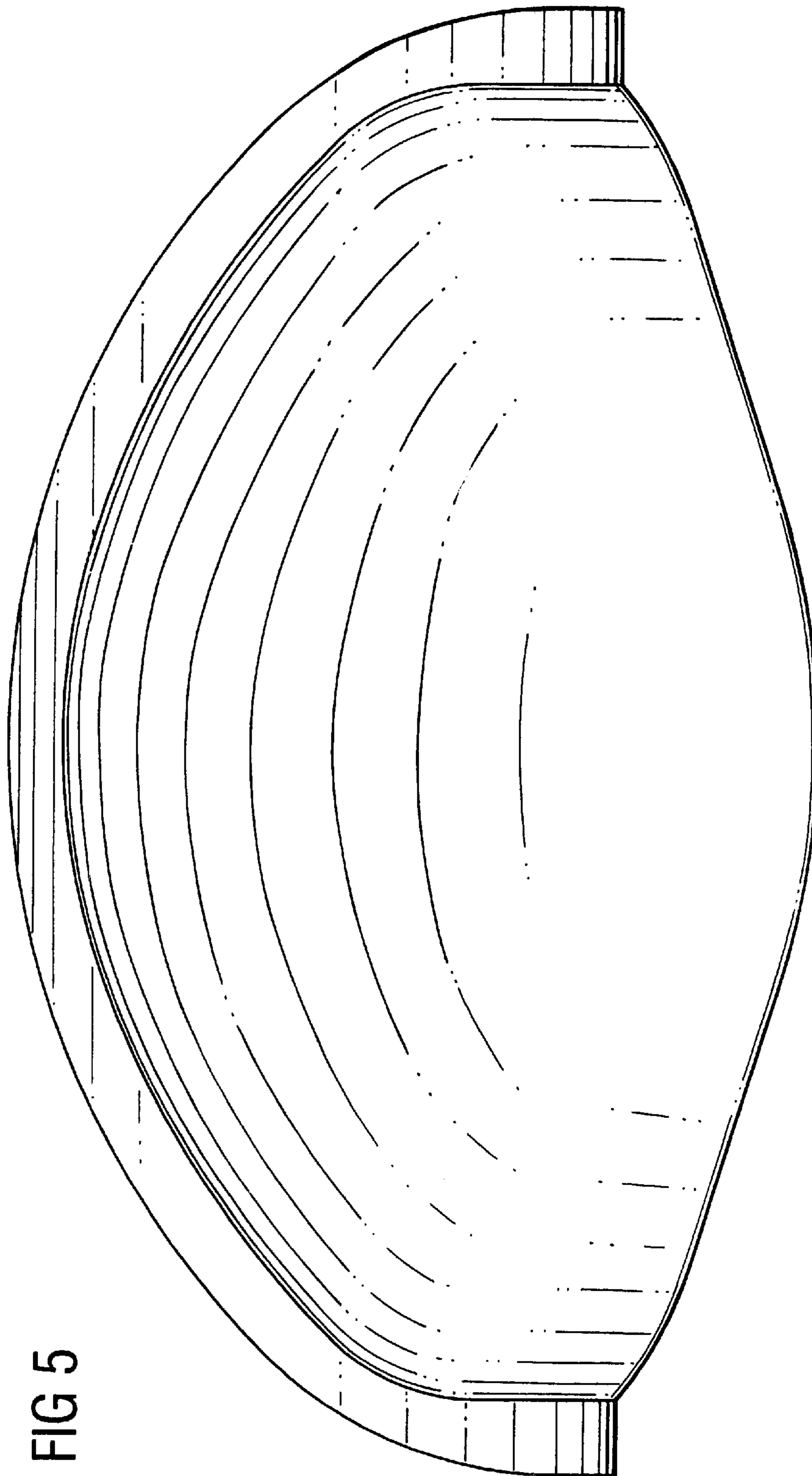


FIG 5