



US00D473831S

(12) **United States Design Patent**  
**Saleen**

(10) **Patent No.:** **US D473,831 S**

(45) **Date of Patent:** **\*\* Apr. 29, 2003**

(54) **AUTOMOBILE WING**

(75) **Inventor:** **Stephen M. Saleen**, Dove Canyon, CA (US)

(73) **Assignee:** **Saleen Incorporated**, Irvine, CA (US)

(\*\*) **Term:** **14 Years**

(21) **Appl. No.:** **29/160,411**

(22) **Filed:** **May 8, 2002**

(51) **LOC (7) Cl.** ..... **12-16**

(52) **U.S. Cl.** ..... **D12/181**

(58) **Field of Search** ..... D12/181, 191,  
D12/196; 160/133, DIG. 1; 280/848; 296/180.1,  
180.2, 82, 208, 180.3-180.5

(56) **References Cited**

**U.S. PATENT DOCUMENTS**

D291,978 S	*	9/1987	Parr et al.	.....	D12/181
D377,160 S	*	1/1997	Murkett	.....	D12/181
D377,331 S	*	1/1997	Murkett	.....	D12/181
D409,963 S	*	5/1999	Mobius et al.	.....	D12/181
5,934,740 A	*	8/1999	Moebius et al.	.....	296/180.1

D420,314 S \* 2/2000 Kulla et al. .... D12/181

D422,544 S \* 4/2000 Carlson et al. .... D12/181

D433,976 S \* 11/2000 Hatter ..... D12/181

D435,817 S \* 1/2001 Lai ..... D12/181

D441,331 S \* 5/2001 Hatter ..... D12/181

\* cited by examiner

*Primary Examiner*—Stacia Cadmus

(57) **CLAIM**

The ornamental design for an automobile wing, substantially as shown and described.

**DESCRIPTION**

FIG. 1 is a rear left perspective view of an automobile wing, showing my new design;

FIG. 2 is a left side view thereof, it being understood that the right side is a mirror image thereof;

FIG. 3 is a front view thereof;

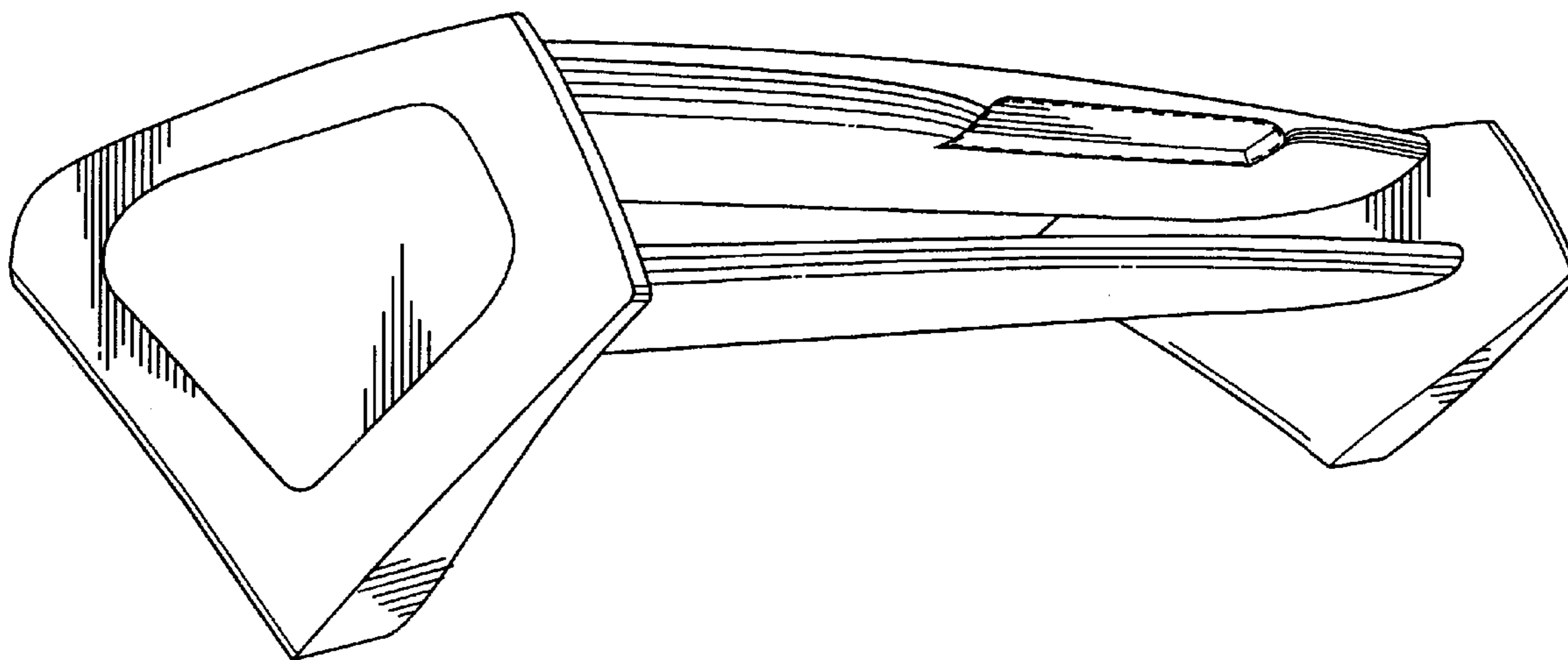
FIG. 4 is a rear view thereof;

FIG. 5 is a top view thereof; and,

FIG. 6 is a bottom view thereof.

The broken lines in FIGS. 1, 4 and 5 depict a tail light.

**1 Claim, 2 Drawing Sheets**



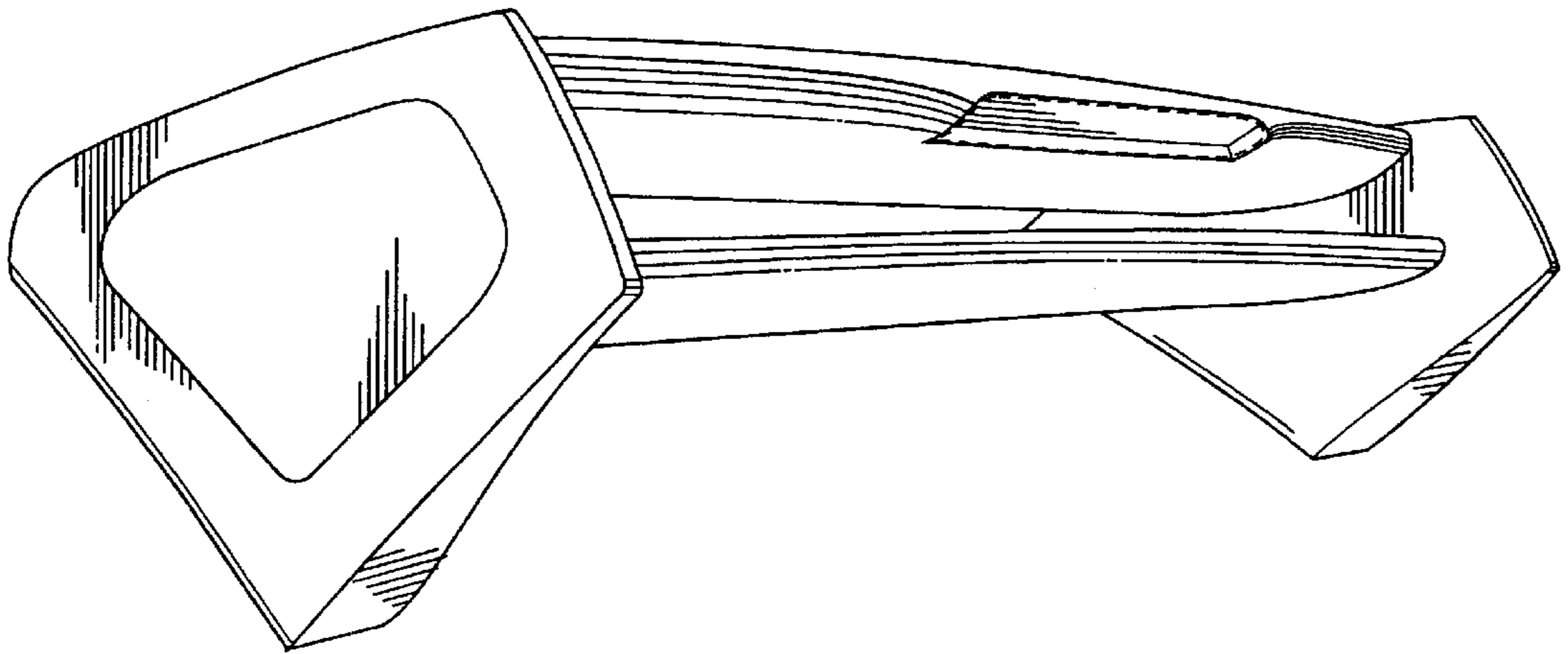


Fig. 1

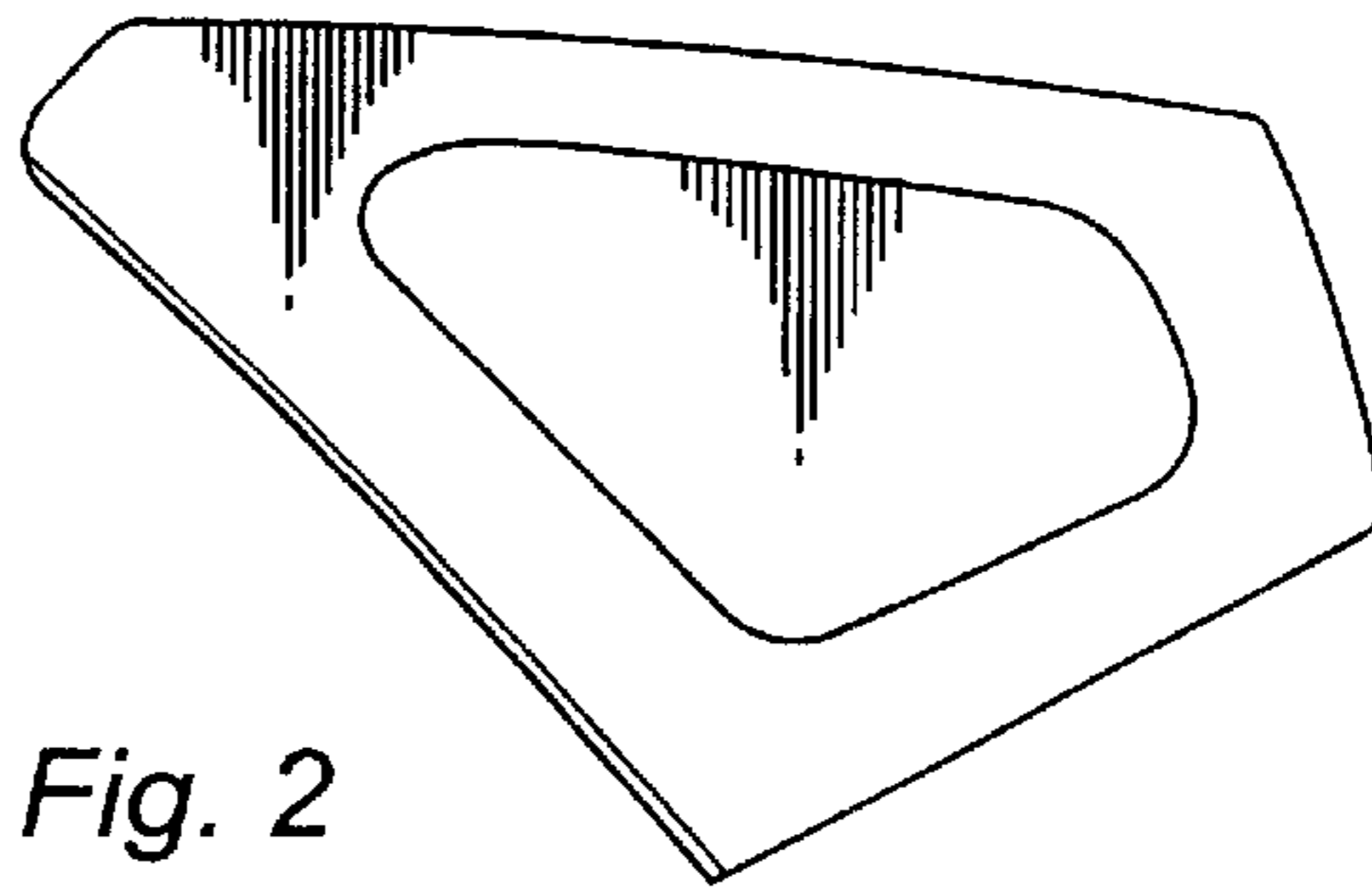


Fig. 2




Fig. 3

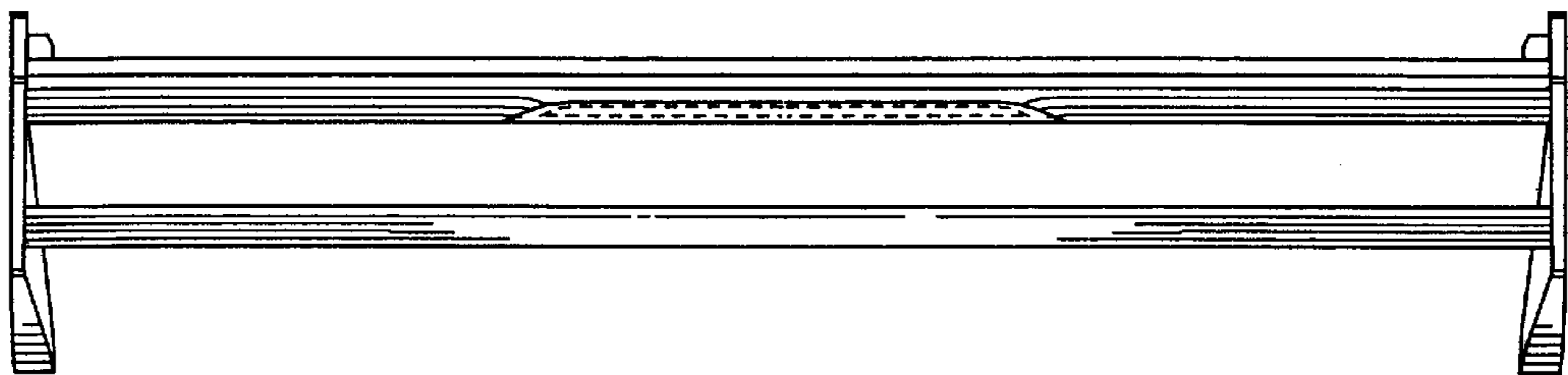


Fig. 4

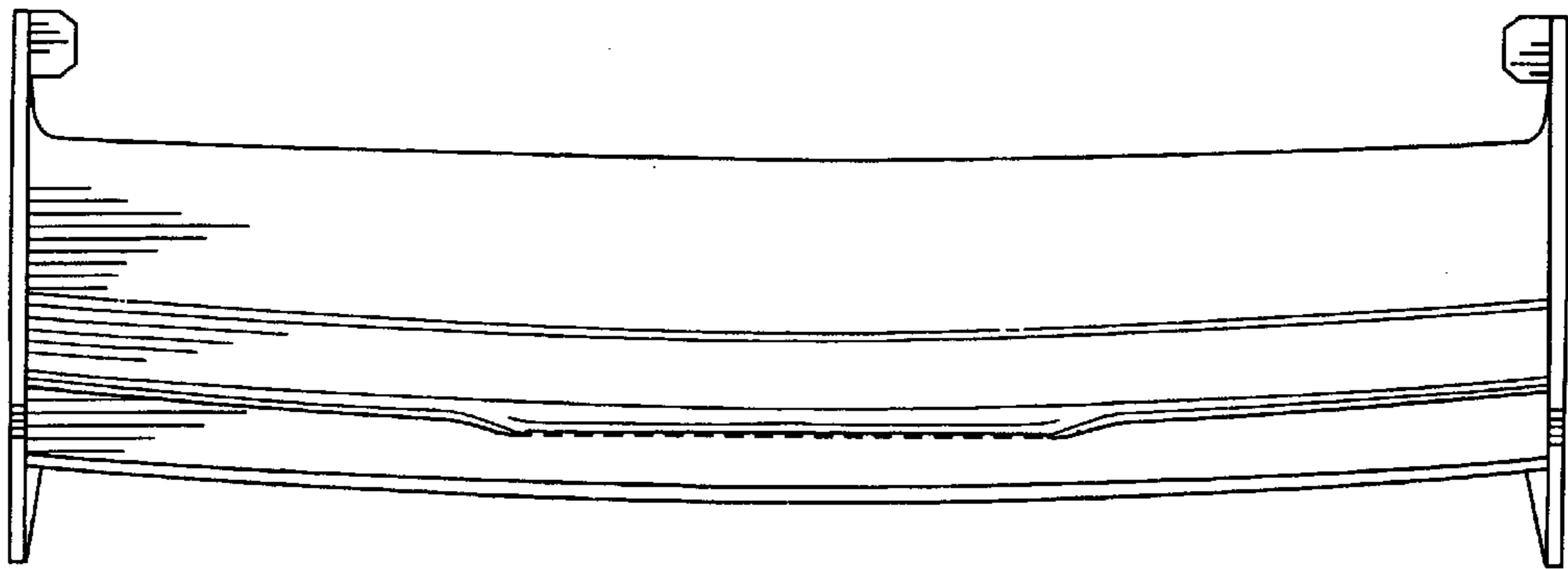


Fig. 5

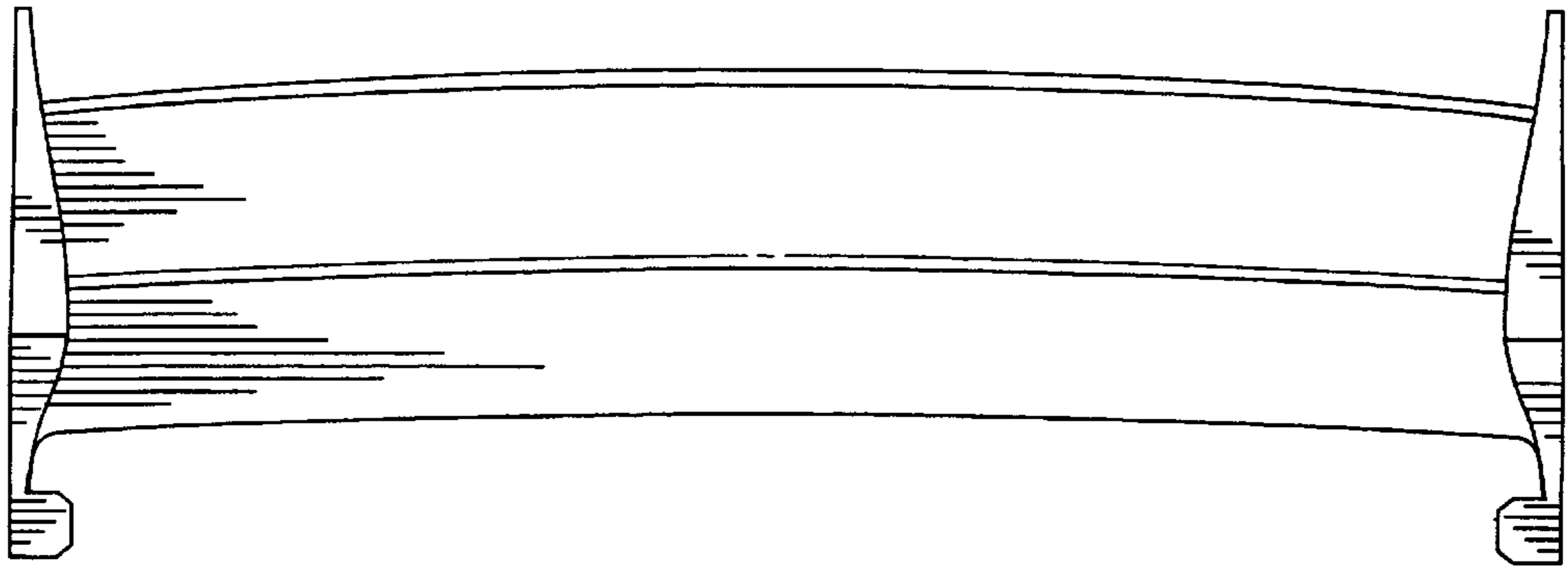


Fig. 6