



US00D473828S

(12) **United States Design Patent**  
**Leazenby**

(10) **Patent No.:** **US D473,828 S**

(45) **Date of Patent:** **\*\* Apr. 29, 2003**

(54) **FRONT VEHICLE GRILLE**

D455,683 S \* 4/2002 Leazenby ..... D12/163  
D460,390 S \* 7/2002 Sinkwitz ..... D12/163

(75) Inventor: **Craig Lynn Leazenby**, San Bernardino,  
CA (US)

\* cited by examiner

(73) Assignee: **J&J Enterprises**, Ontario, CA (US)

*Primary Examiner*—Melody N. Brown

(\*\*) Term: **14 Years**

(57) **CLAIM**

(21) Appl. No.: **29/163,906**

The ornamental design for a front vehicle grille, as shown and described.

(22) Filed: **Jul. 15, 2002**

**DESCRIPTION**

(51) **LOC (7) Cl.** ..... **12-16**

FIG. 1 is a front perspective view of the grille;

(52) **U.S. Cl.** ..... **D12/163**

FIG. 2 is a left elevational view of the grille;

(58) **Field of Search** ..... D12/163, 169,  
D12/170, 196, 171, 90-92; 180/68.1, 68.6;  
296/194

FIG. 3 is a front elevational view of the grille;

FIG. 4 is a top plan view of the grille;

FIG. 5 is a rear elevational view of the grille;

FIG. 6 is a bottom plan view of the grille; and,

FIG. 7 is a right elevational view of the grille.


(56) **References Cited**

The broken lines shown in FIG. 1 of the drawing are for illustrative purposes and form no part of the claimed design.

**U.S. PATENT DOCUMENTS**

D454,816 S \* 3/2002 Leazenby ..... D12/163

**1 Claim, 2 Drawing Sheets**



*FIG. 1*




FIG. 3

FIG. 2

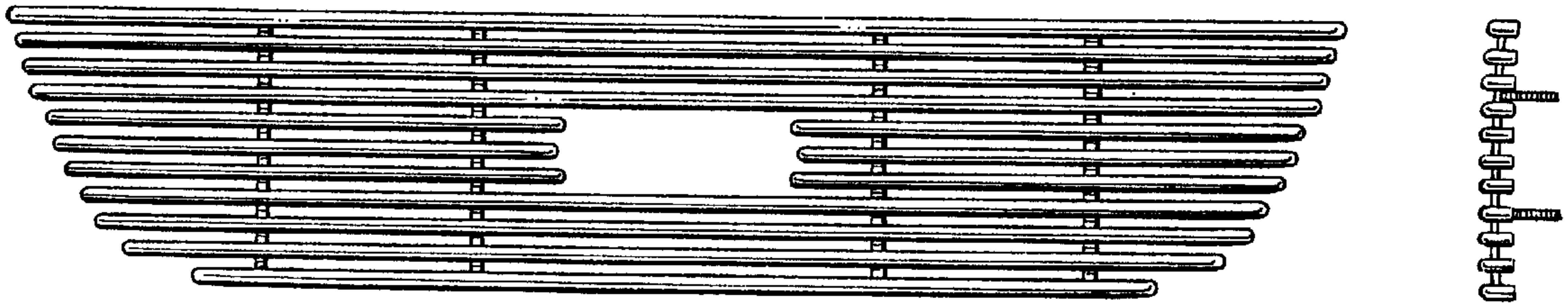


FIG. 4



FIG. 5

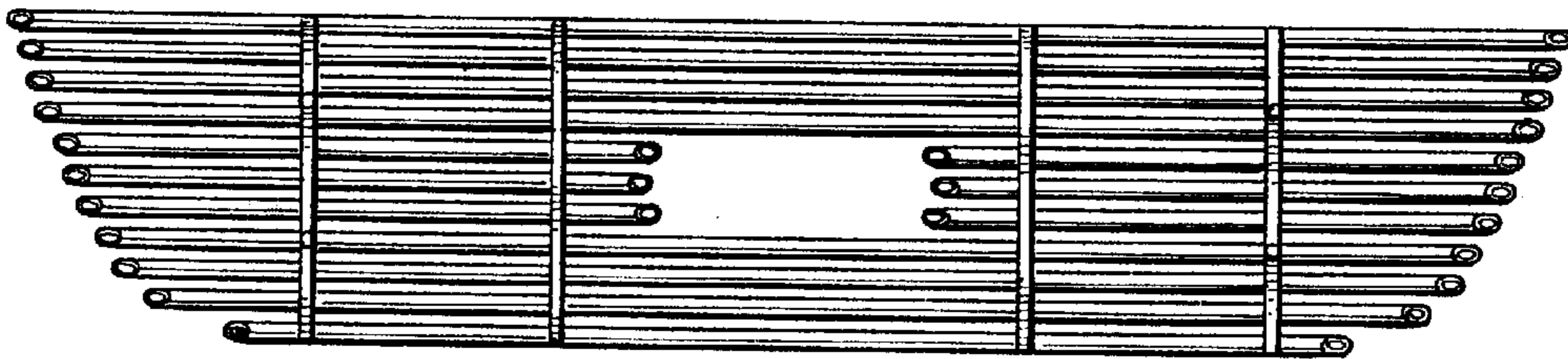


FIG. 6

FIG. 7

