



US00D473827S

(12) **United States Design Patent**
McCoy et al.

(10) **Patent No.:** **US D473,827 S**

(45) **Date of Patent:** **** Apr. 29, 2003**

(54) **TRAILER HITCH ACCESSORY MOUNT**

(75) Inventors: **Richard W. McCoy**, Granger, IN (US);
Jason R. Moldthan, Osceola, IN (US);
Katherine A. Adams, Mishawaka, IN (US)

(73) Assignee: **Reese Products, Inc.**, Goshen, IN (US)

(**) Term: **14 Years**

(21) Appl. No.: **29/162,211**

(22) Filed: **Jun. 11, 2002**

(51) **LOC (7) Cl.** **12-16**

(52) **U.S. Cl.** **D12/162**

(58) **Field of Search** D12/162, 223,
D12/114, 400; D8/349, 354, 366, 373, 363;
280/423, 402, 480, 495-497, 407, 317,
416.1, 507-508, 511; 248/27.1, 229, 252,
300; 224/488, 489, 495, 501, 521

(56) **References Cited**

U.S. PATENT DOCUMENTS

2,468,579	A	4/1949	Vuori	
D255,773	S	* 7/1980	Raske	D8/349
4,915,276	A	4/1990	Devito	
D370,171	S	* 5/1996	Emerson	D8/354
D376,094	S	* 12/1996	Hubbard	D8/354
D429,208	S	* 8/2000	McCoy et al.	D12/223

D433,357	S	11/2000	McCoy et al.	
D458,576	S	* 6/2002	McCoy et al.	D12/223
6,428,031	B1	8/2002	McCoy et al.	
D462,930	S	* 9/2002	McCoy et al.	D12/223
D463,353	S	* 9/2002	McCoy et al.	D12/223

OTHER PUBLICATIONS

U.S. Design patent application Ser. No. 29/162,210; filed Jun. 11, 2002 by Richard W. McCoy et al., entitled "Accessory Mount For Trailer Hitch".

* cited by examiner

Primary Examiner—Stacia Cadmus

(74) *Attorney, Agent, or Firm*—King & Schickli, PLLC

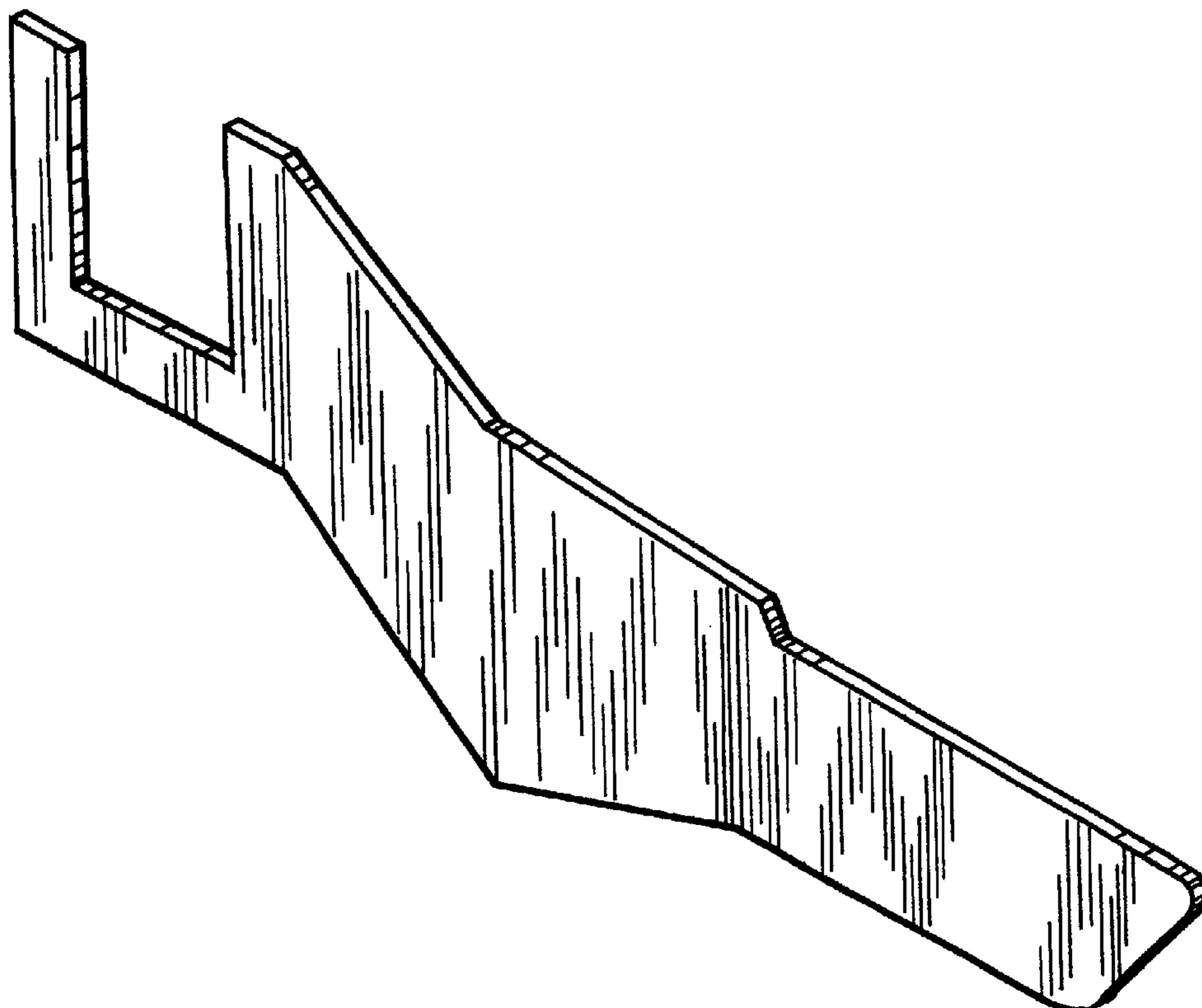
(57) **CLAIM**

The ornamental design of a trailer hitch accessory mount, as shown and described.

DESCRIPTION

FIG. 1 is a perspective view of the trailer hitch accessory mount of the present invention;
FIG. 2 is a top plan view thereof;
FIG. 3 is a bottom plan view thereof;
FIG. 4 is a left side elevational view thereof;
FIG. 5 is a right side elevational view thereof;
FIG. 6 is a front elevational view thereof; and,
FIG. 7 is a rear elevational view thereof.

1 Claim, 2 Drawing Sheets



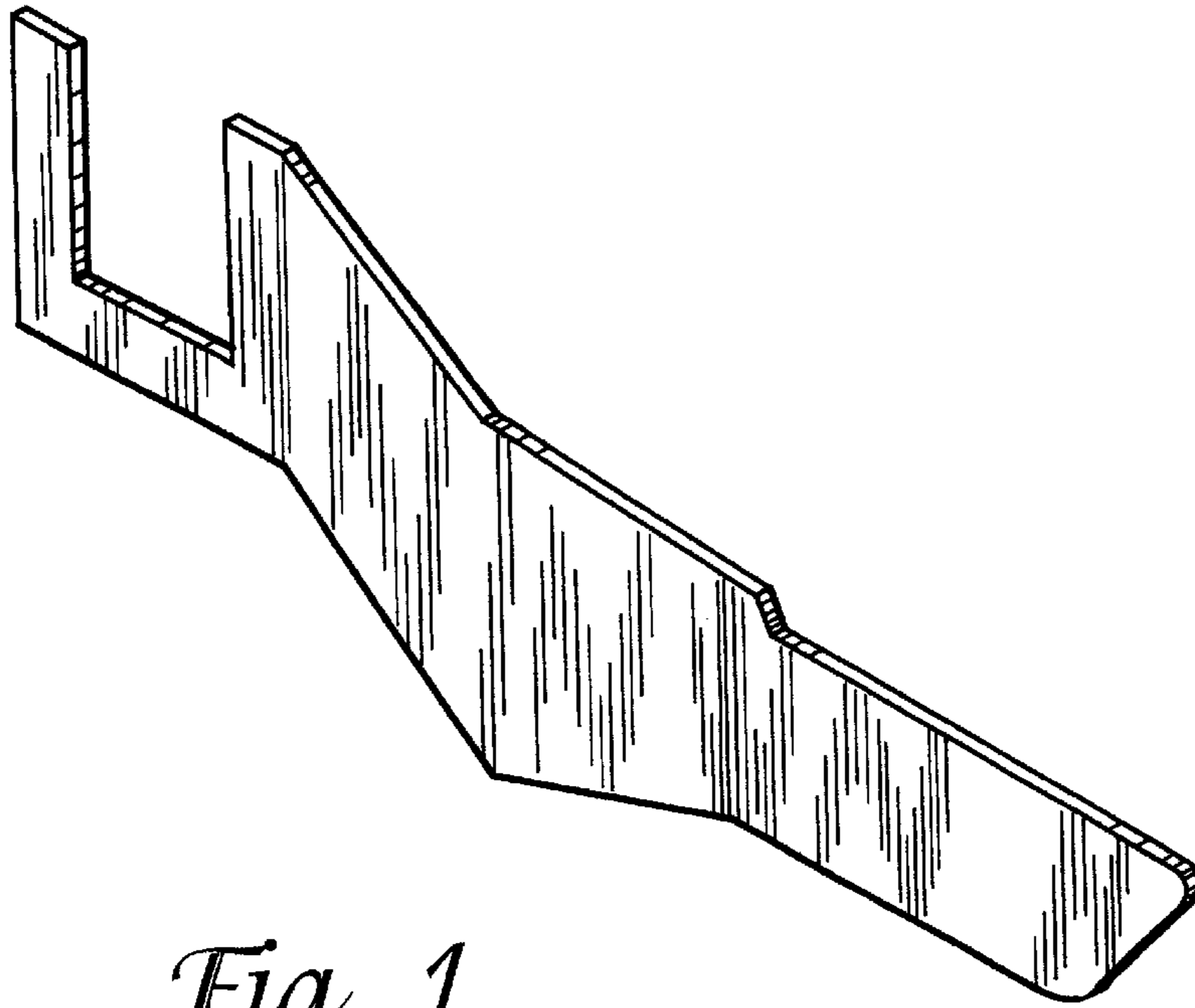


Fig. 1




Fig. 2

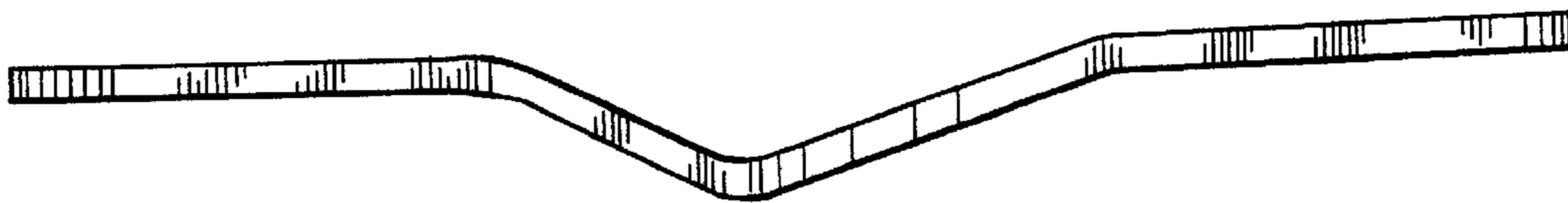


Fig. 3

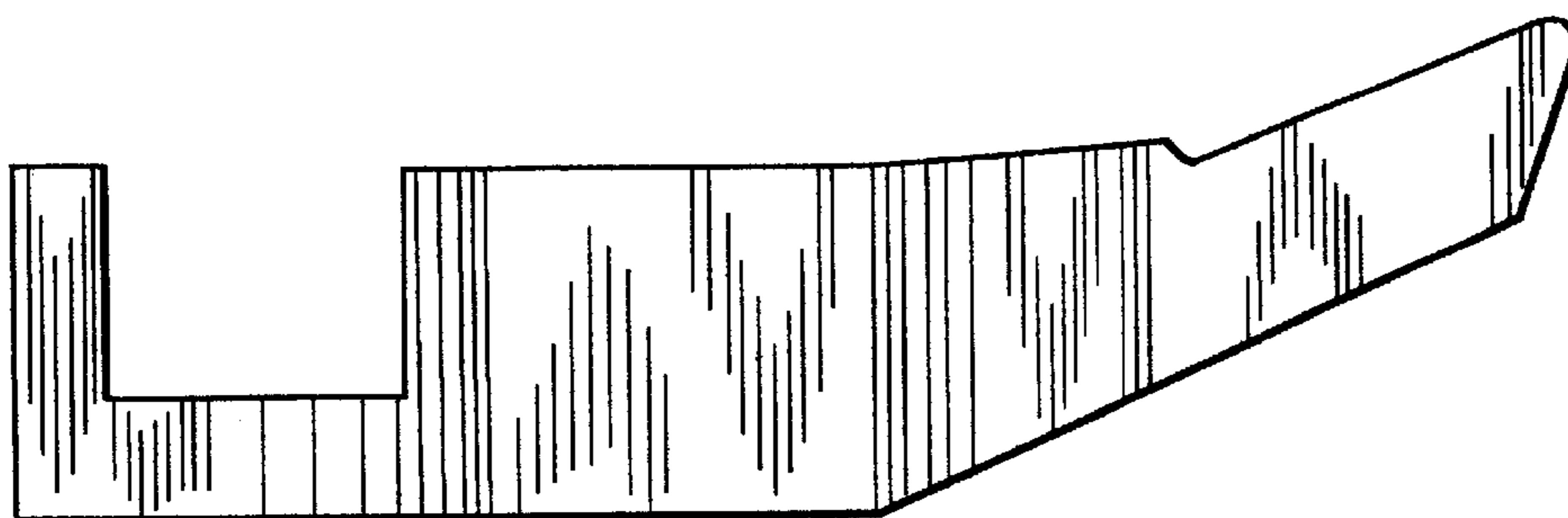


Fig. 4

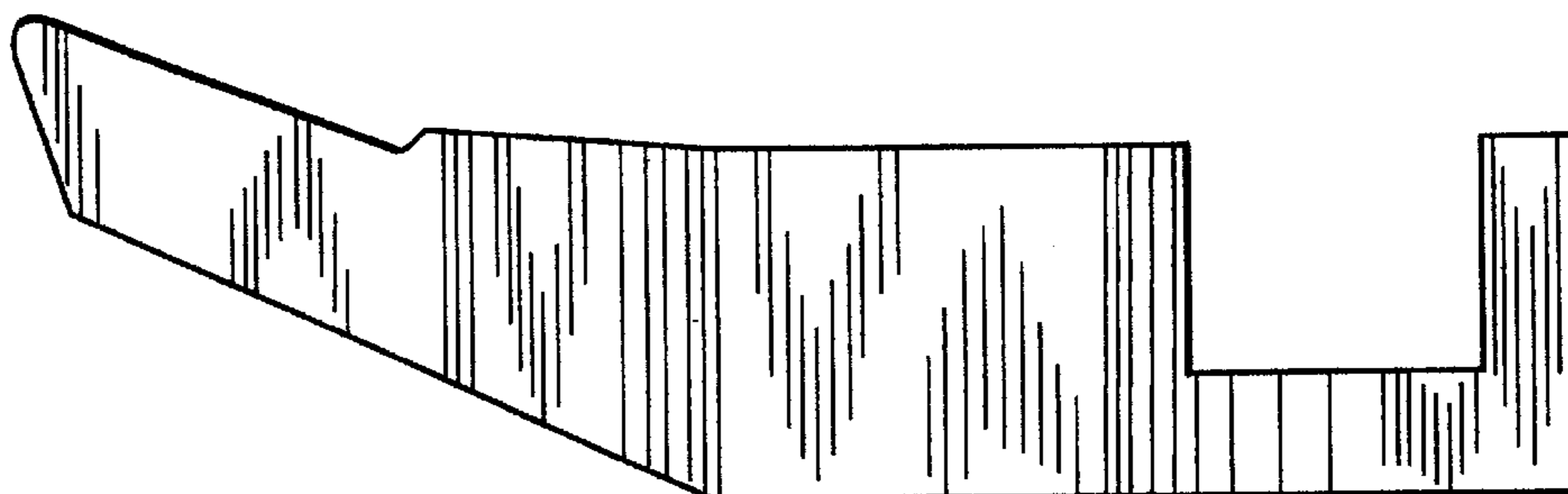


Fig. 5



Fig. 6



Fig. 7