



US00D473819S

(12) **United States Design Patent**
Santiago

(10) **Patent No.:** **US D473,819 S**

(45) **Date of Patent:** **** Apr. 29, 2003**

(54) **COMBINED MEDALLION CASE AND MEDALLIONS**

(76) **Inventor:** **Ricardo Santiago**, 315 Somonauk St.,
Park Forest, IL (US) 60466

(**) **Term:** **14 Years**

(21) **Appl. No.:** **29/160,514**

(22) **Filed:** **May 13, 2002**

(51) **LOC (7) Cl.** **11-03**

(52) **U.S. Cl.** **D11/96**

(58) **Field of Search** D11/1-6, 43-50,
D11/54, 57-58, 61, 65, 66, 79-83, 95-102,
107, 110, 116; 63/13, 18, 19, 20, 23; 24/3.6;
70/456 B, 456 R

(56) **References Cited**

U.S. PATENT DOCUMENTS

660,025 A	*	10/1900	Pemberton	63/18
D52,767 S	*	12/1918	Joslin	D11/107
D136,753 S	*	11/1943	Lyon	D11/2
2,856,761 A	*	10/1958	Donle	63/19
D278,320 S	*	4/1985	Primoff	D11/96
D282,354 S	*	1/1986	Merrels	D11/96
D324,189 S	*	2/1992	Makoshi	D11/80
D329,402 S	*	9/1992	Zears	D11/96

5,359,798 A	*	11/1994	Pelosi	40/661.06
5,511,390 A	*	4/1996	Mah	63/1.14
D370,558 S	*	6/1996	McGinnis	D3/208
D437,664 S	*	2/2001	Thorpe et al.	D28/77
D438,814 S	*	3/2001	Sinha et al.	D11/82
D443,556 S	*	6/2001	Sinha et al.	D11/96

* cited by examiner

Primary Examiner—Ralf Seifert

(57) **CLAIM**

The ornamental design for a combined medallion case and medallions, as shown and described.

DESCRIPTION

FIG. 1 is a front elevational view of a combined medallion case and medallions showing my new design;
 FIG. 2 is a rear elevational view thereof;
 FIG. 3 is a side view, taken from the left side of FIG. 1, the right side view being a mirror image thereof;
 FIG. 4 is a top plan view thereof;
 FIG. 5 is a bottom plan view thereof; and,
 FIG. 6 is a perspective view thereof.
 The broken lines showing engraved text in FIGS. 2 and 4, and showing a chain in FIG. 6, are for illustrative purposes only and forms no part of the claimed design.

1 Claim, 4 Drawing Sheets

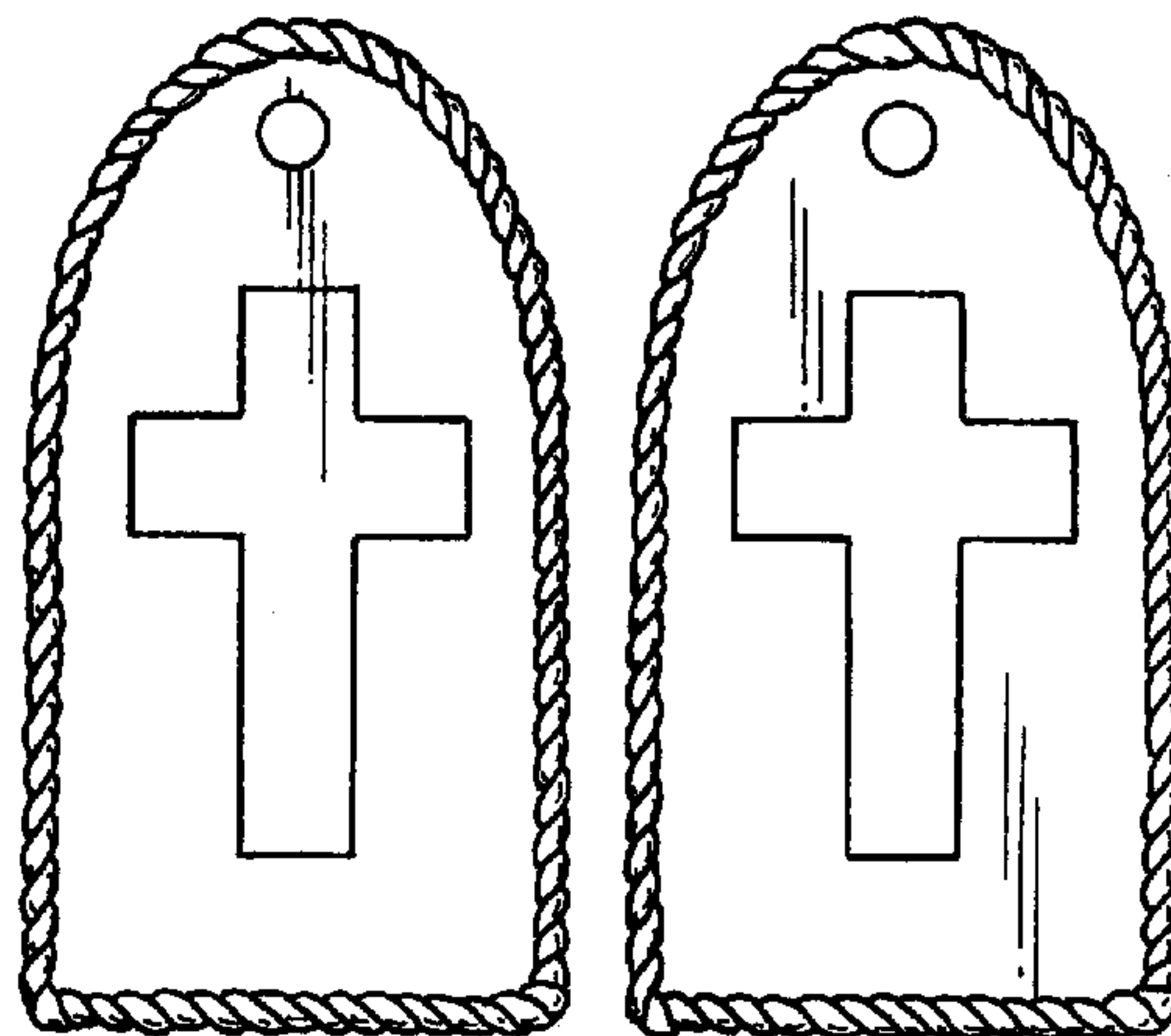



FIG. 1

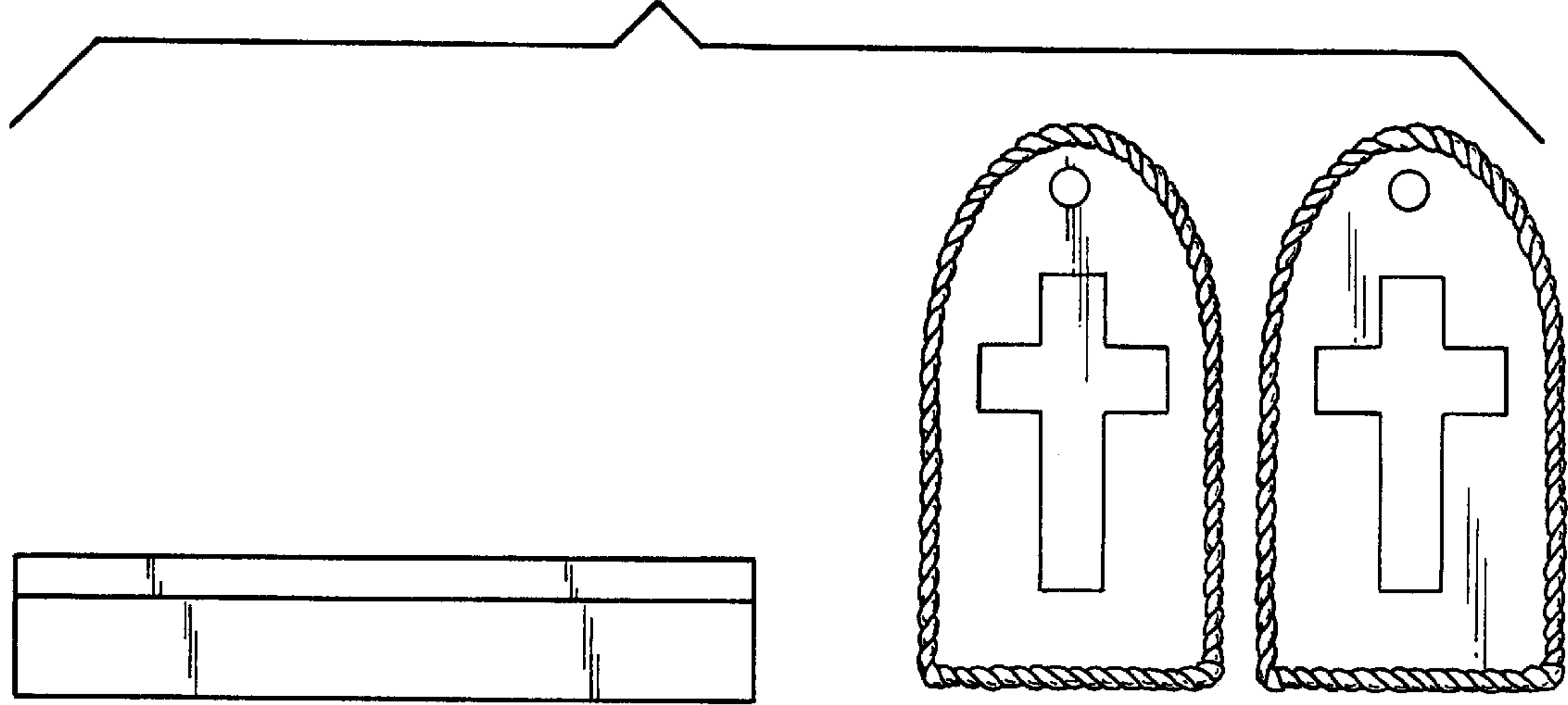


FIG. 4




FIG. 2

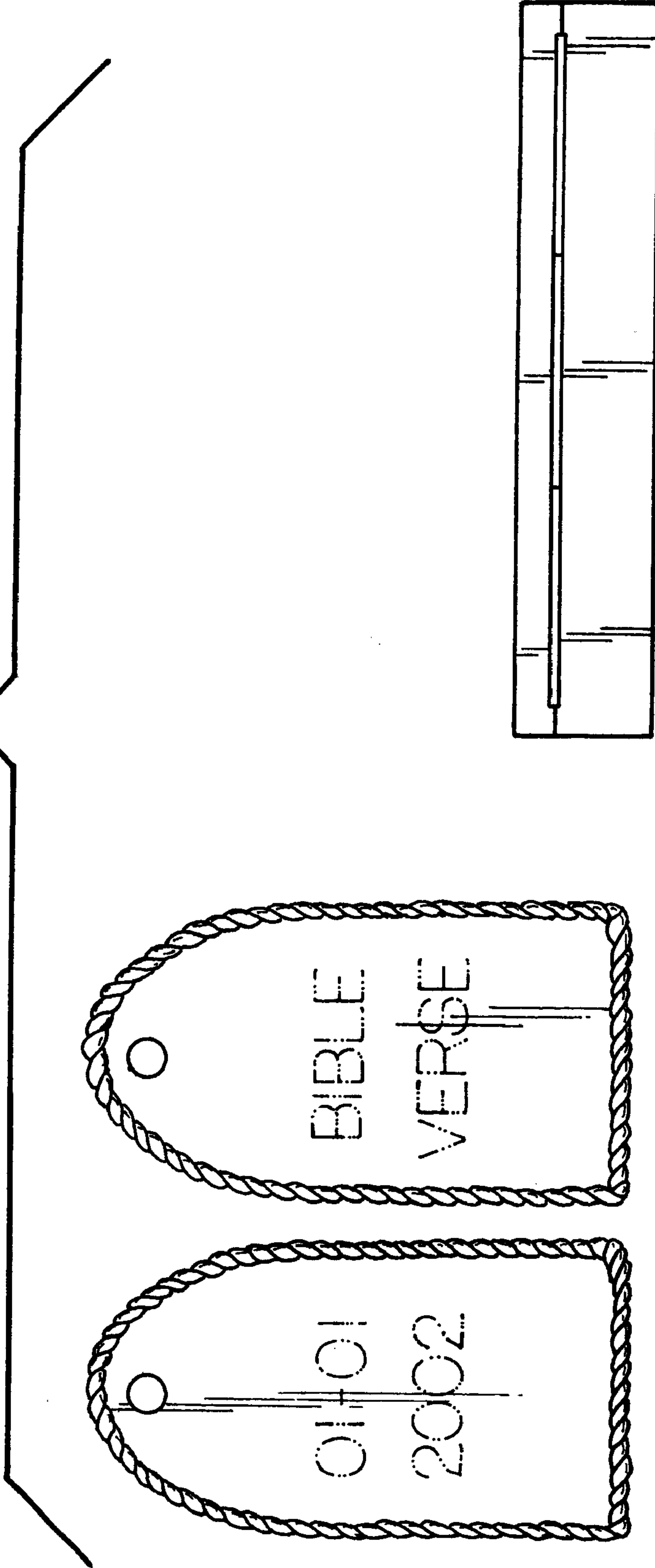


FIG. 3

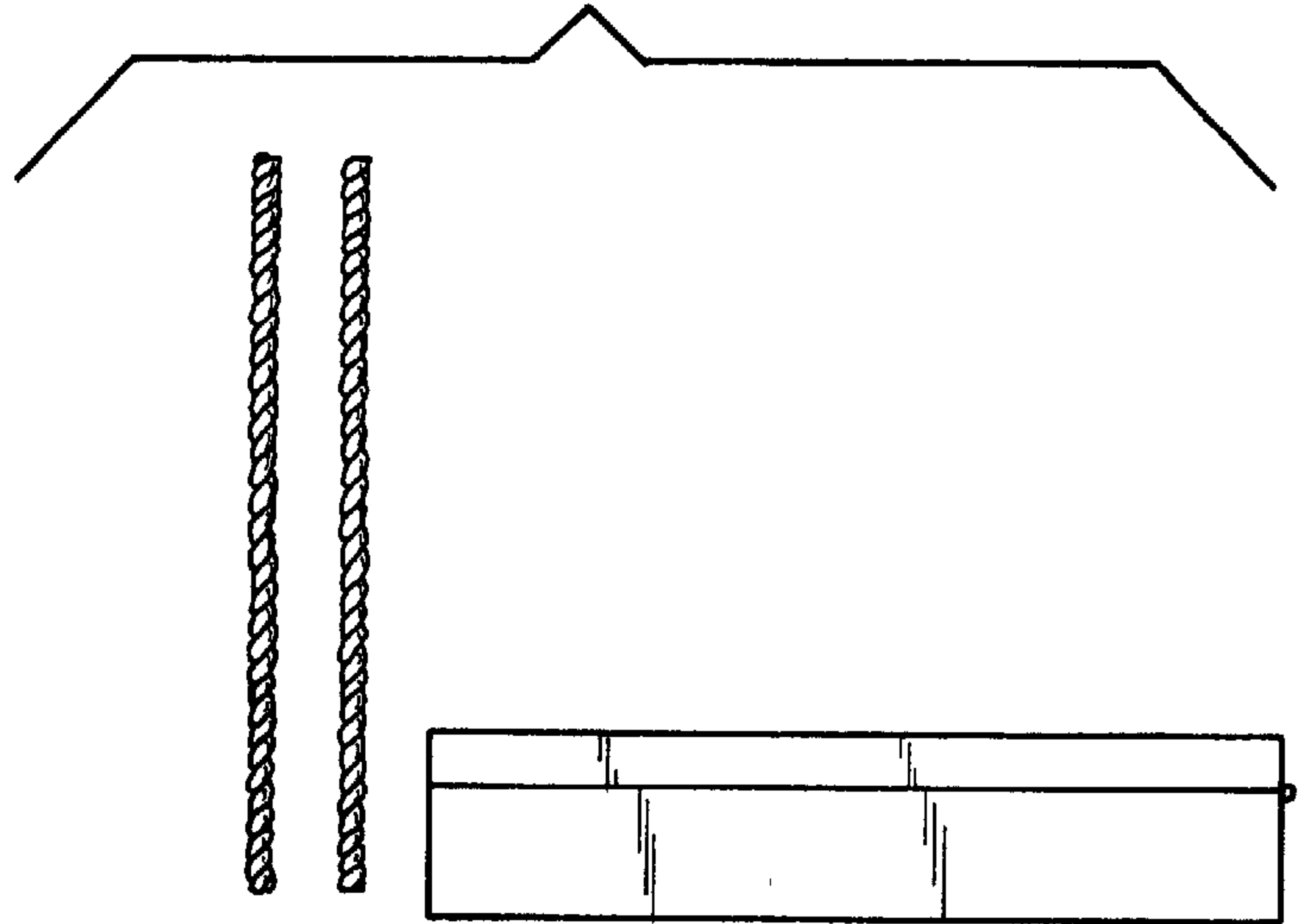
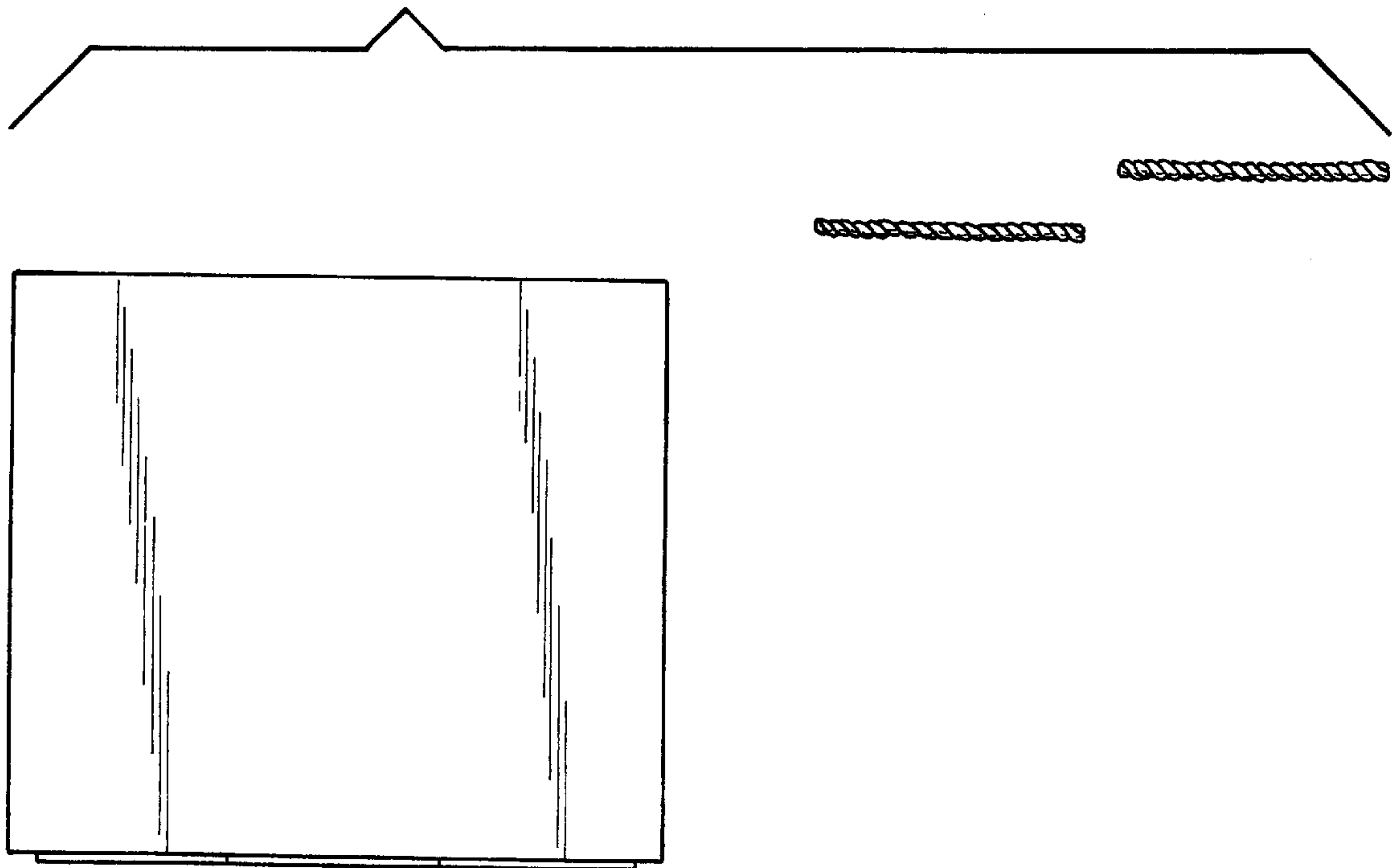


FIG. 5



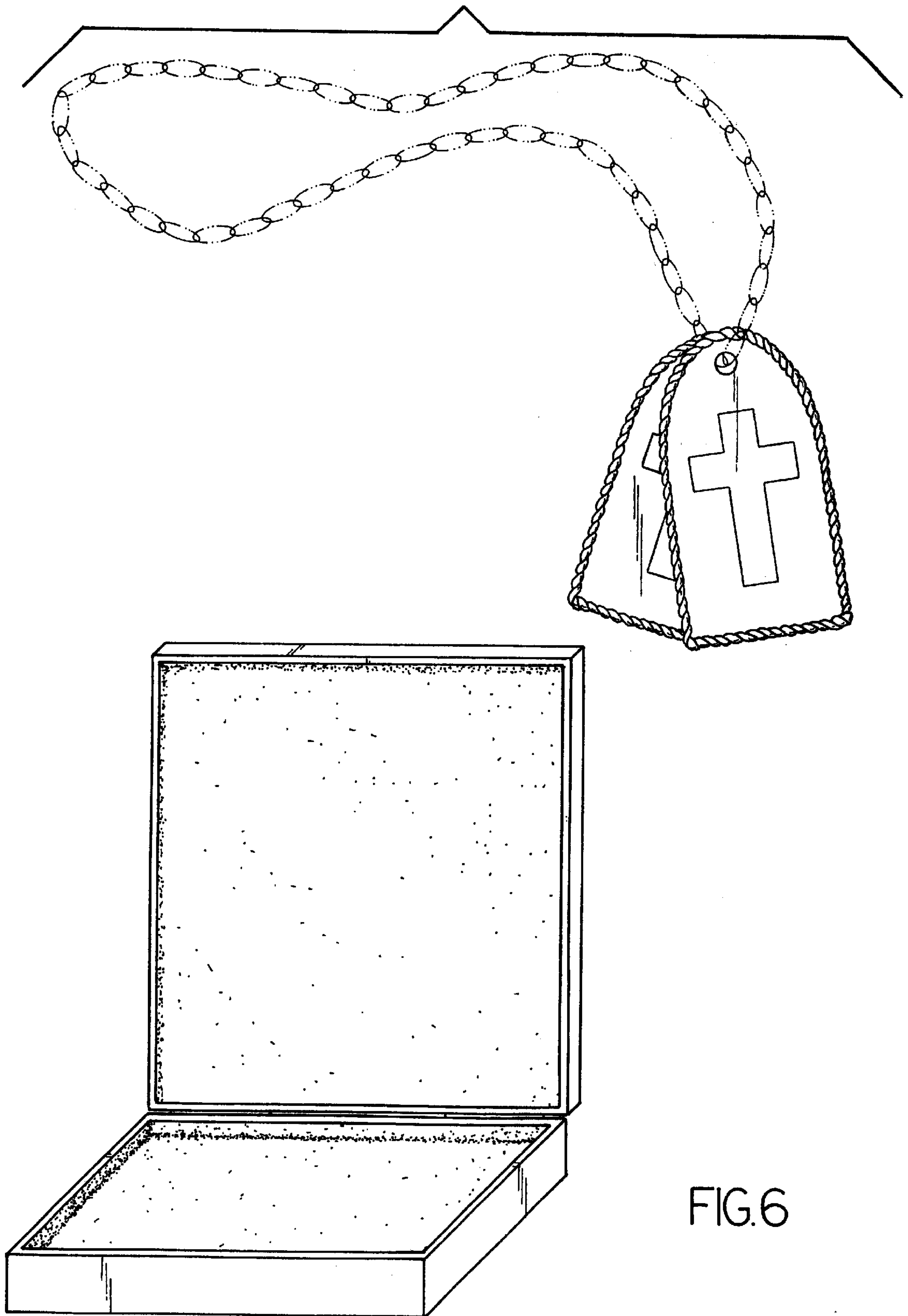


FIG.6