



US00D473799S

(12) **United States Design Patent**
Wunderman

(10) **Patent No.:** **US D473,799 S**

(45) **Date of Patent:** **** Apr. 29, 2003**

(54) **WRISTWATCH**

(75) **Inventor:** **Severin Wunderman**, Los Angeles, CA (US)

(73) **Assignee:** **Montres Corum SA**, La Chaux-de-Fonds (CH)

(**) **Term:** **14 Years**

(21) **Appl. No.:** **29/165,818**

(22) **Filed:** **Aug. 19, 2002**

(30) **Foreign Application Priority Data**

Feb. 18, 2002 (WO) DMA/005 612

(51) **LOC (7) Cl.** **10-02**

(52) **U.S. Cl.** **D10/32**

(58) **Field of Search** D10/1-40, 122-132;
368/276-277, 281-282, 285; D11/3-25;
63/1.1, 3, 5, 11; 224/164, 168, 178

(56) **References Cited**

U.S. PATENT DOCUMENTS

D401,865 S * 12/1998 Baumann D10/32
D464,274 S * 10/2002 Strasser D10/32

OTHER PUBLICATIONS

Swiss Watch & Jewelry Journal—Sep.–Oct. 1999—p.25—watch.*

Swiss Watch & Jewelry Journal—Mar. 1995—p.39—watch. Journal—Mar. 1995—p.31—watch.*

Swiss Watch & Jewelry Journal—Mar. 1995—p.31—watch.*

* cited by examiner

Primary Examiner—Nelson C. Holtje

(74) *Attorney, Agent, or Firm*—Sughrue Mion, PLLC

(57) **CLAIM**

The ornamental design for a wristwatch, as shown.

DESCRIPTION

FIG. 1 is a perspective view of the front and right side of a wristwatch showing my new design;

FIG. 2 is a front view thereof;

FIG. 3 is a rear view thereof;

FIG. 4 is a right side view thereof;

FIG. 5 is a left side view thereof;

FIG. 6 is a view of one end thereof; and,

FIG. 7 is a view of an opposite end thereof.

1 Claim, 2 Drawing Sheets



FIG. 1



FIG. 2




FIG. 3




FIG. 4




FIG. 6




FIG. 5




FIG. 7

