



US00D473793S

(12) **United States Design Patent**  
**Paster**

(10) **Patent No.:** **US D473,793 S**

(45) **Date of Patent:** **\*\* Apr. 29, 2003**

(54) **CONTAINER FOR LIQUIDS**

(75) **Inventor:** **Eva Paster, Munich (DE)**

(73) **Assignee:** **Corpack GmbH, Munich (DE)**

(\*\*) **Term:** **14 Years**

(21) **Appl. No.:** **29/131,037**

(22) **Filed:** **Oct. 11, 2000**

(30) **Foreign Application Priority Data**

Apr. 11, 2000 (DE) ..... 4 00 03 930

(51) **LOC (7) Cl.** ..... **09-01**

(52) **U.S. Cl.** ..... **D9/521; D9/564**

(58) **Field of Search** ..... D9/300, 516, 521,  
D9/545, 549, 551, 564, 560, 574; D28/76,  
78, 79, 82, 83, 77, 91.1

(56) **References Cited**

**U.S. PATENT DOCUMENTS**

D29,171 S \* 8/1898 Packham, Jr. .... D9/521  
D75,476 S \* 6/1928 Corvelle ..... D28/82  
D75,502 S \* 6/1928 Kasdan et al. .... D28/82  
D113,300 S \* 2/1939 Lelong ..... D9/521  
D138,598 S \* 8/1944 Morris ..... D28/82  
D139,277 S \* 10/1944 Canterbury et al. .... D28/82  
D187,561 S \* 3/1960 DuPree ..... D9/545

D278,370 S \* 4/1985 Speitel ..... D28/91.1  
D280,295 S \* 8/1985 Mouy et al. .... D9/573  
D309,423 S \* 7/1990 Alizard ..... D9/529  
D325,700 S \* 4/1992 Fromanger et al. .... D9/564  
D335,452 S \* 5/1993 Crawford et al. .... D9/515  
D368,987 S \* 4/1996 Boucheron ..... D28/78  
D379,766 S \* 6/1997 Schneider et al. .... D9/542  
D398,243 S \* 9/1998 Dinand ..... D9/548  
D407,320 S \* 3/1999 Costen et al. .... D9/564  
D432,723 S \* 10/2000 Crosta ..... D28/82  
D441,296 S \* 5/2001 Majerowski ..... D9/542

\* cited by examiner

*Primary Examiner*—Ted Shooman

*Assistant Examiner*—Carol Rademaker

(74) *Attorney, Agent, or Firm*—Michael Best & Friedrich LLP


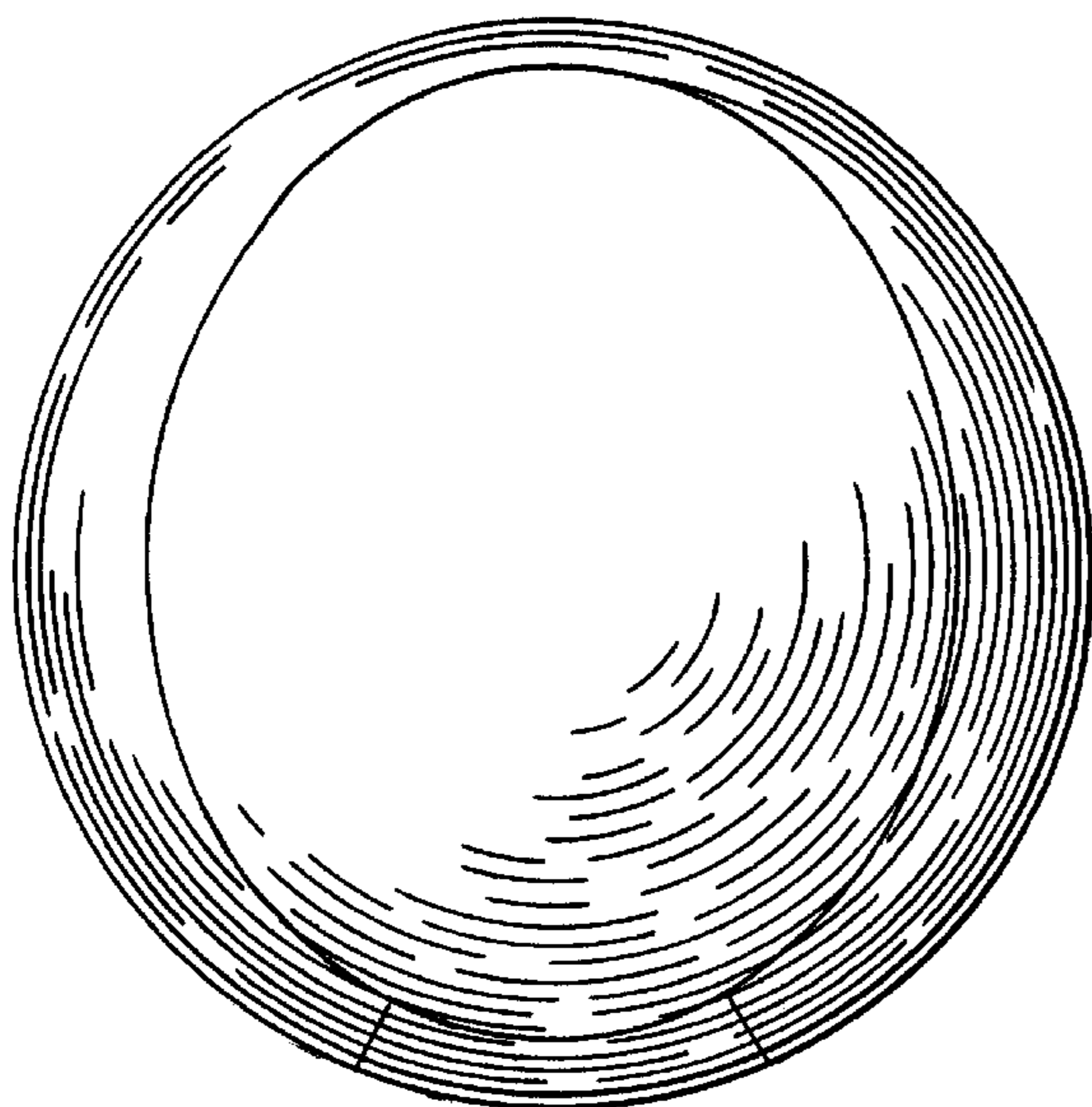
(57) **CLAIM**


I claim the ornamental design for a container for liquids, as shown and described.

**DESCRIPTION**


FIG. 1 is a top view of a first embodiment of a container for liquids embodying the invention;  
FIG. 2 is a front view of the design shown in FIG. 1; and,  
FIG. 3 is a side view of the design shown in FIG. 1.

**1 Claim, 1 Drawing Sheet**





*Fig. 1*



*Fig. 2*



*Fig. 3*