



US00D473791S

(12) **United States Design Patent**
Loris

(10) **Patent No.:** **US D473,791 S**

(45) **Date of Patent:** **** Apr. 29, 2003**

(54) **SPILL PROOF CUP LID**

(76) Inventor: **Pantelis Loris**, 92½ Central St.,
Peabody, MA (US) 01960

(**) Term: **14 Years**

(21) Appl. No.: **29/158,767**

(22) Filed: **Apr. 11, 2002**

(51) **LOC (7) Cl.** **09-07**

(52) **U.S. Cl.** **D9/447; D9/454; D9/452;**
D9/438

(58) **Field of Search** **D9/434, 435, 438,**
D9/447, 450, 449, 454; D7/511; 215/307,
316, 317, 324, 387; 220/200, 306, 307,
711, 713, 719, 373

(56) **References Cited**

U.S. PATENT DOCUMENTS

3,805,991	A	*	4/1974	Cheladze et al.	220/373
D259,403	S	*	6/1981	Frazier, Jr.	D9/438
4,503,992	A	*	3/1985	Sitko et al.	220/713
D353,769	S	*	12/1994	Miller	D9/438

* cited by examiner

Primary Examiner—Louis S. Zarfaz

Assistant Examiner—Gregory Andoll

(74) *Attorney, Agent, or Firm*—Joseph R. Birkner

(57) **CLAIM**

The ornamental design for a spill proof cup lid, as shown and described.

DESCRIPTION

FIG. 1 is a perspective view of a spill proof cup lid showing my new design;

FIG. 2 is a top plan view thereof;

FIG. 3 is a front elevation view thereof;

FIG. 4 is a right side elevation view thereof;

FIG. 5 is a left side elevation view thereof;


FIG. 6 is a rear elevation view thereof;

FIG. 7 is a bottom plan view thereof; and,

FIG. 8 is a top plan view thereof, showing the environment of use with the broken line indicia not being a part of the claimed invention.

The dash lines by the sip area in FIGS. 1, 2, 7 and 8 represent score lines.

1 Claim, 3 Drawing Sheets






FIG. 1




FIG. 2



FIG. 3



FIG. 4



FIG. 5



FIG. 6




FIG. 7

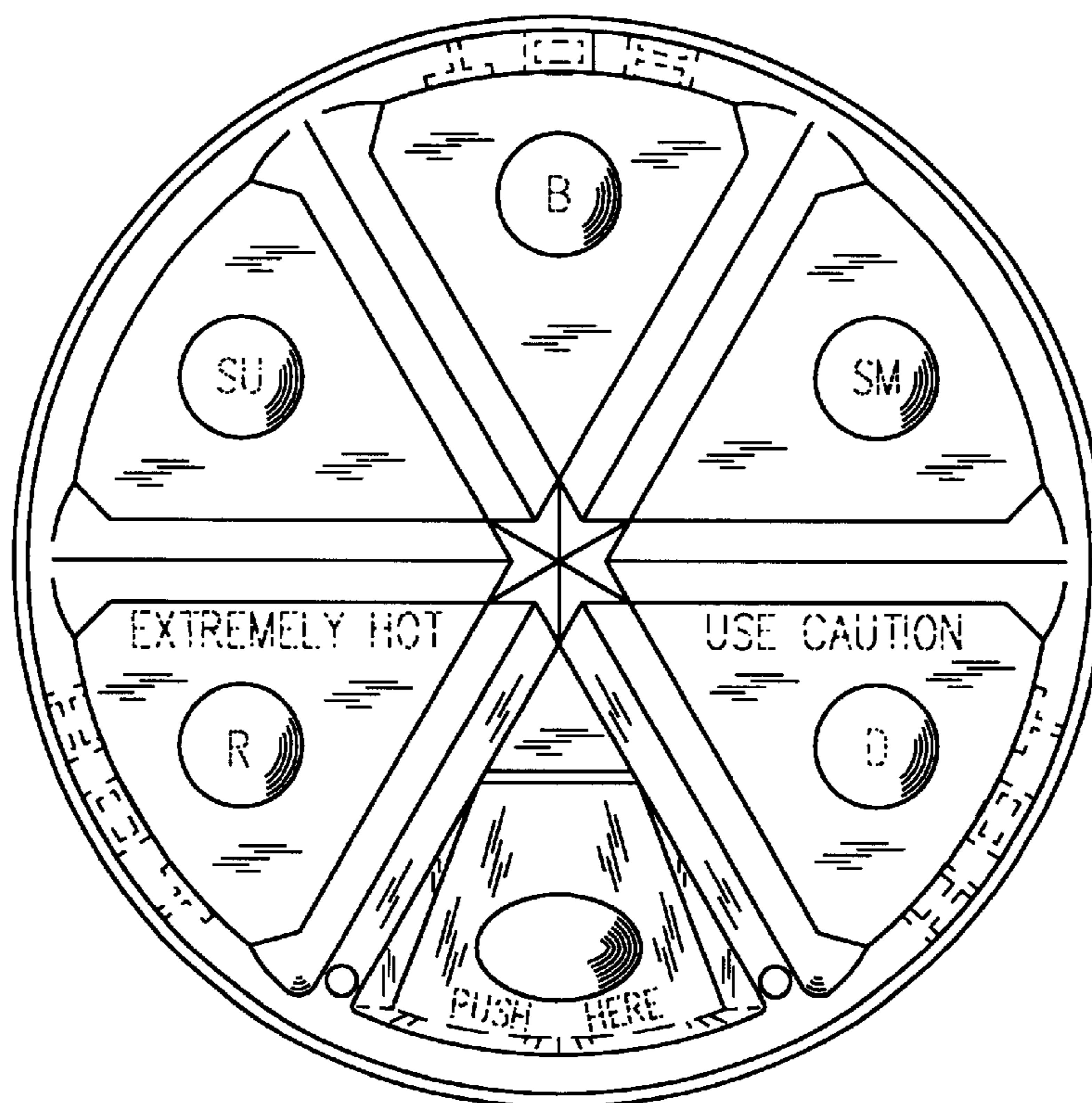


FIG. 8