



US00D473785S

(12) **United States Design Patent**  
**Ahmed**

(10) **Patent No.:** **US D473,785 S**

(45) **Date of Patent:** **\*\* Apr. 29, 2003**

(54) **CONTAINER**

(76) **Inventor:** **Afzaal Ahmed**, 14 Winchcombe Place,  
High Heaton, Newcastle-Upon-Tyne,  
Tyne and Wear (GB), NE7 7AX

(\*\*) **Term:** **14 Years**

(21) **Appl. No.:** **29/149,861**

(22) **Filed:** **Jan. 22, 2002**

(51) **LOC (7) Cl.** ..... **09-03**

(52) **U.S. Cl.** ..... **D9/307**

(58) **Field of Search** ..... D9/307; D21/478,  
D21/480; 206/457; 229/116.1-116.5; 428/33;  
D3/270, 271

(56) **References Cited**

**U.S. PATENT DOCUMENTS**

4,708,253 A \* 11/1987 Mednis ..... D9/341 X  
D318,203 S \* 7/1991 Zaghini ..... D9/307 X

D328,390 S \* 8/1992 MacDonald et al. .... D3/270  
5,202,166 A \* 4/1993 Crompton et al. .... 428/33  
D370,562 S \* 6/1996 Arini et al. .... D9/307 X  
5,842,697 A \* 12/1998 Scott et al. .... 428/33 X

\* cited by examiner

*Primary Examiner*—Terry A. Wallace

(57) **CLAIM**

The ornamental design for a container, as shown and described.

**DESCRIPTION**

FIG. 1 is a top plan view of a container showing my new design;  
FIG. 2 is a bottom plan view thereof;  
FIG. 3 is a top, front, left side perspective view thereof, the opposite side being a mirror image; and,  
FIG. 4 is an exploded perspective view thereof.  
The bottom of the container is flat and unornamented.

**1 Claim, 4 Drawing Sheets**

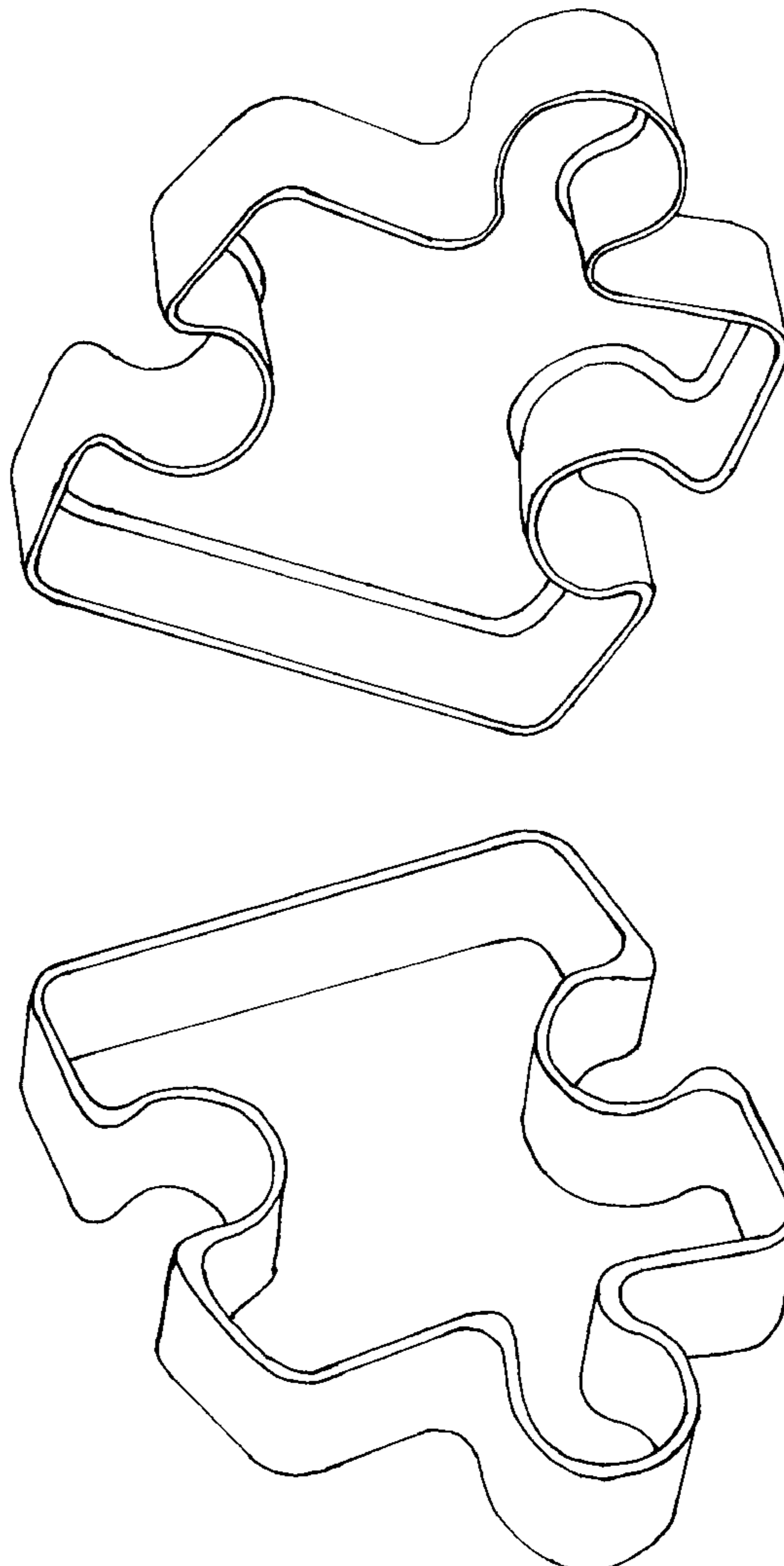


FIG. 1




FIG. 2

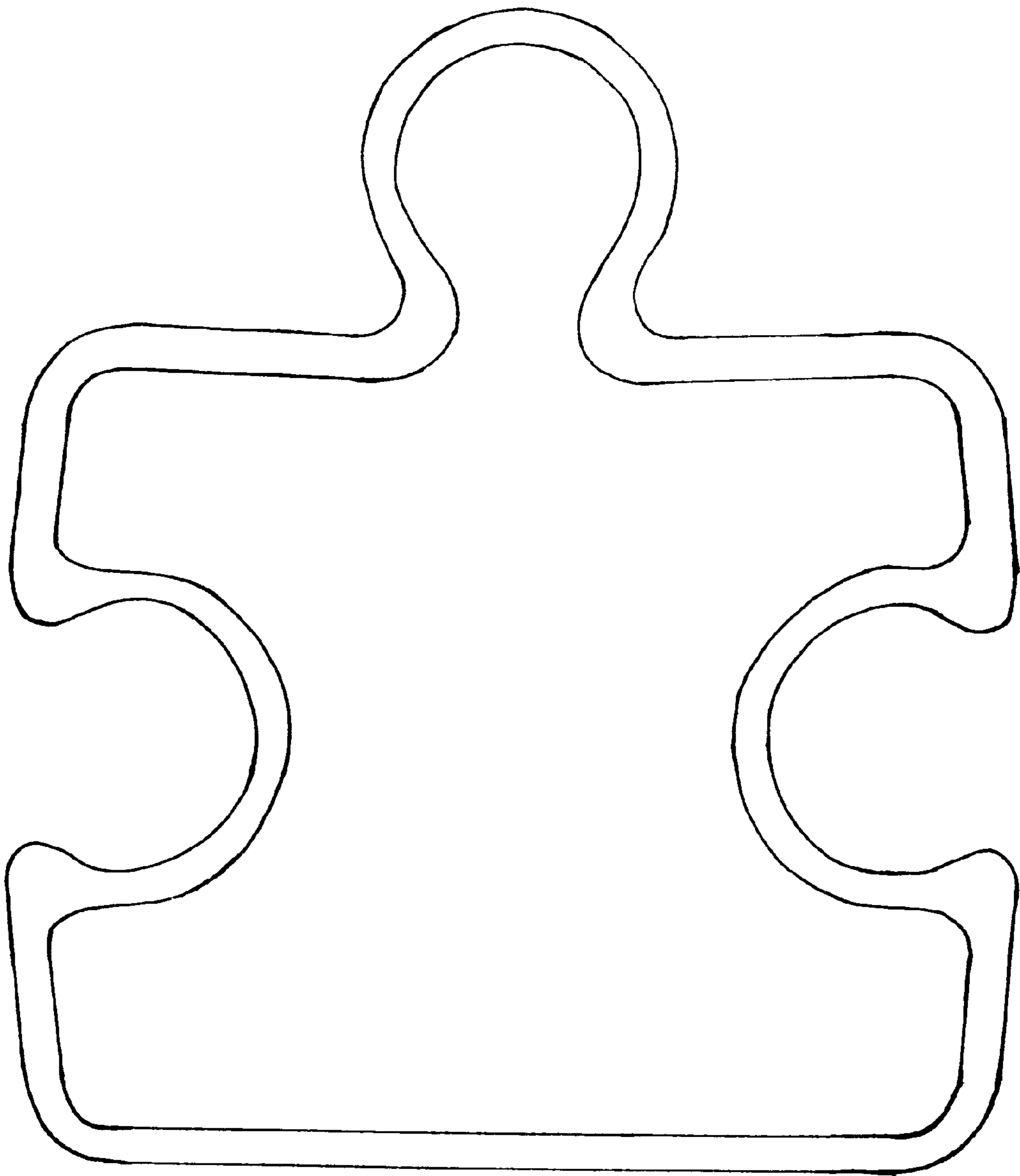


FIG. 3

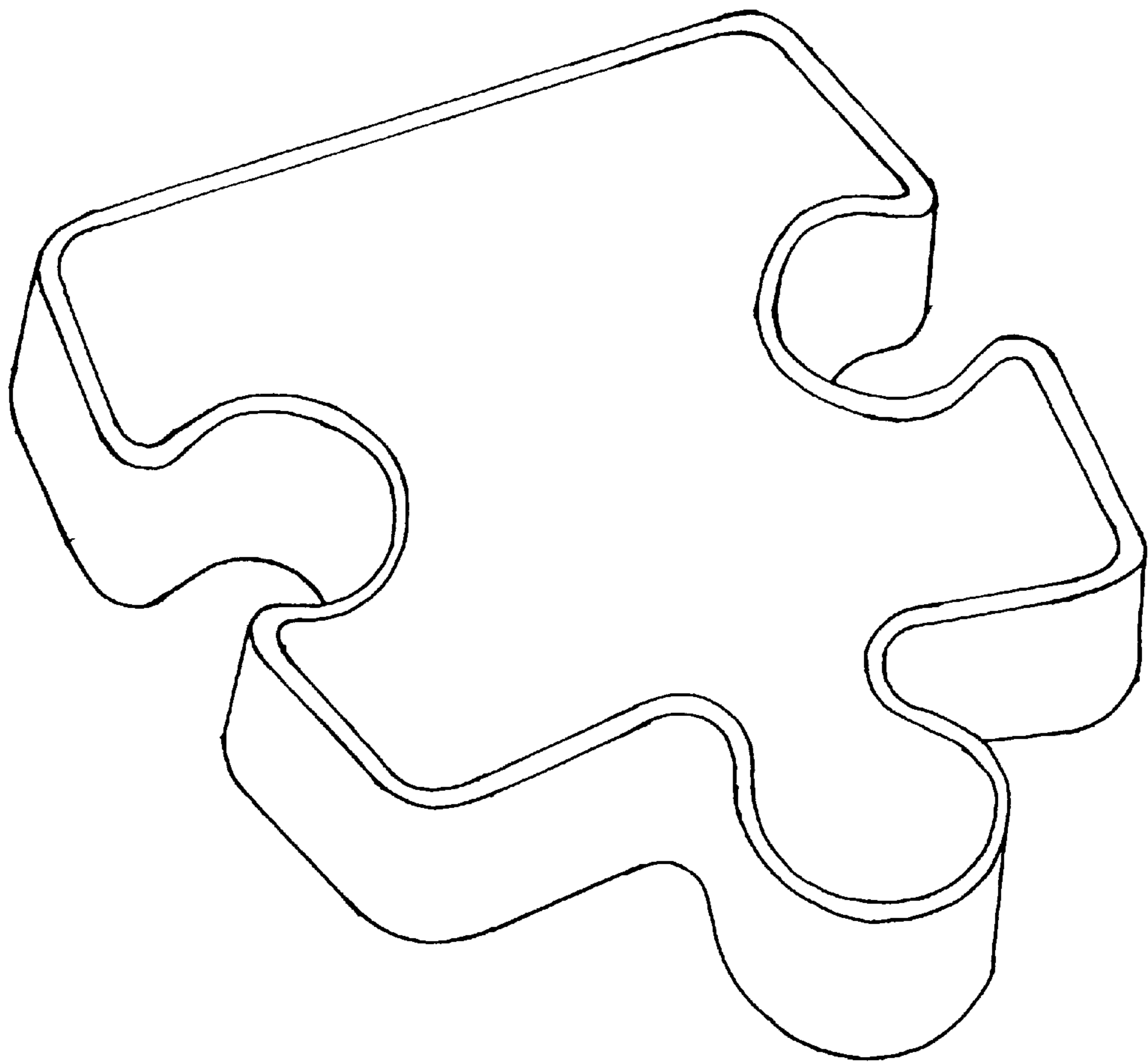


FIG. 4

