



US00D473779S

(12) **United States Design Patent**
Noland

(10) **Patent No.:** **US D473,779 S**

(45) **Date of Patent:** **** Apr. 29, 2003**

(54) **SUPPLEMENTAL COVER FOR HAND-HELD TOOLS**

D119,975 S * 4/1940 Abramson D8/83
4,567,616 A * 2/1986 Lyons 7/105
D340,789 S * 10/1993 Merritt D34/28

(76) Inventor: **Charlene Noland**, 3805 Pert Hill Rd.,
Hopewell, OH (US) 43746

* cited by examiner

(**) Term: **14 Years**

Primary Examiner—Pamela Burgess

(21) Appl. No.: **29/091,837**

(22) Filed: **Aug. 6, 1998**

(57) **CLAIM**

The ornamental design for a supplemental cover for hand-held tools, as shown.

(51) **LOC (7) Cl.** **08-06**

DESCRIPTION

(52) **U.S. Cl.** **D8/107**; D8/83; D8/94;
D8/322; D8/DIG. 7; D8/1

(58) **Field of Search** D8/107, 14, 80,
D8/83, 94, DIG. 7, 322; D15/18; 74/558.5,
558, 557; 30/340, 343; 16/110.1, 421, 431,
430, 422, 425, 436, 112.1, 114.1, DIG. 18,
DIG. 24; D7/649, 105; D4/138; 222/386;
81/20-24

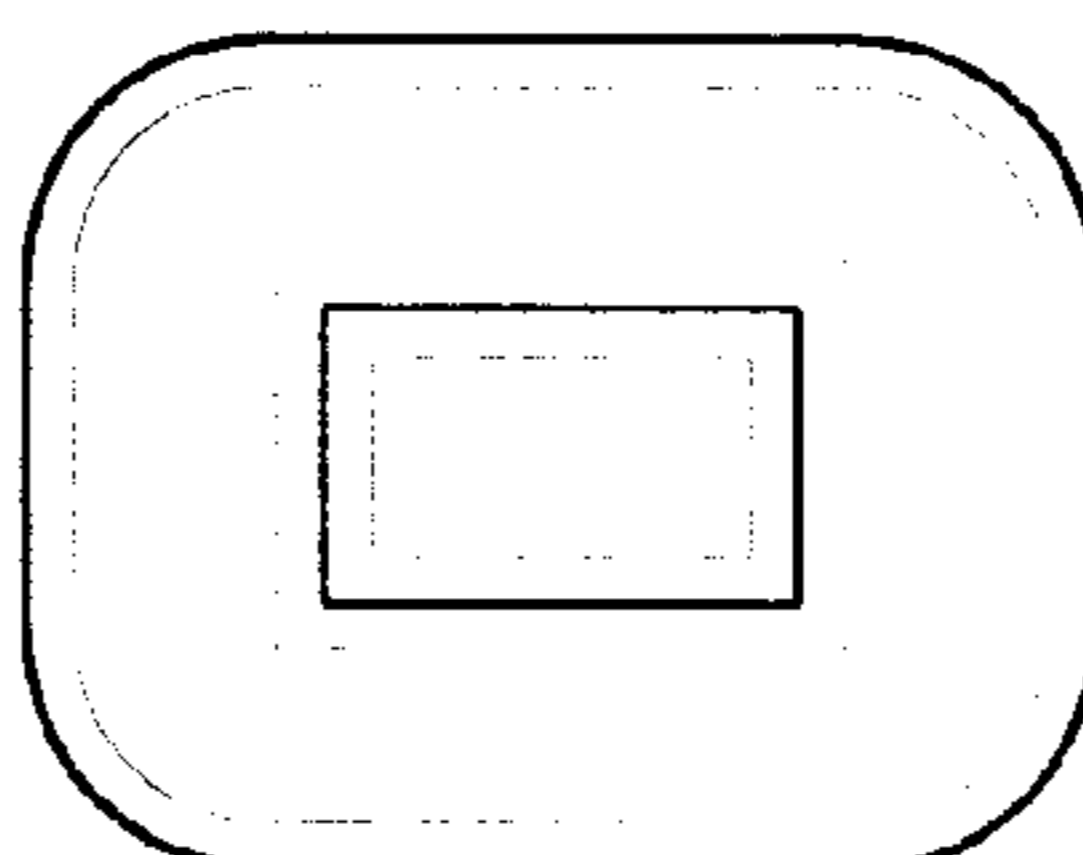

FIG. 1 is a front plan view of the supplemental cover for hand-held tools of the present invention;
FIG. 2 is a back plan view of the supplemental cover for hand-held tools of FIG. 1;
FIG. 3 is a left side plan view of the supplemental cover for hand-held tools of FIG. 1;
FIG. 4 is a right side plan view of the supplemental cover for hand-held tools of FIG. 1;
FIG. 5 is a top plan view of the supplemental cover for hand-held tools of FIG. 1; and,
FIG. 6 is a bottom plan view of the supplemental cover for hand-held tools of FIG. 1.

(56) **References Cited**

U.S. PATENT DOCUMENTS

D35,505 S * 12/1901 Frye D8/94
1,284,351 A * 11/1918 Jagielo 403/107
D58,623 S * 8/1921 Osgood D8/94

1 Claim, 3 Drawing Sheets






Fig. 1




Fig. 2




Fig. 3




Fig. 4

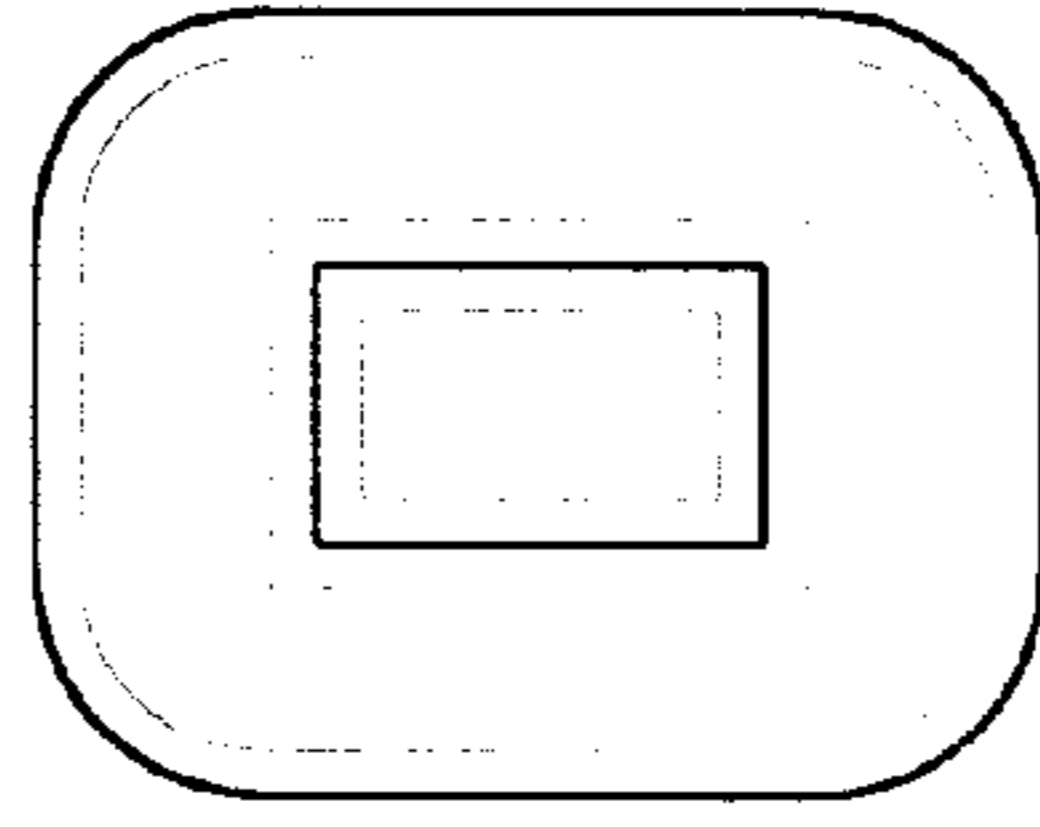


Fig. 5

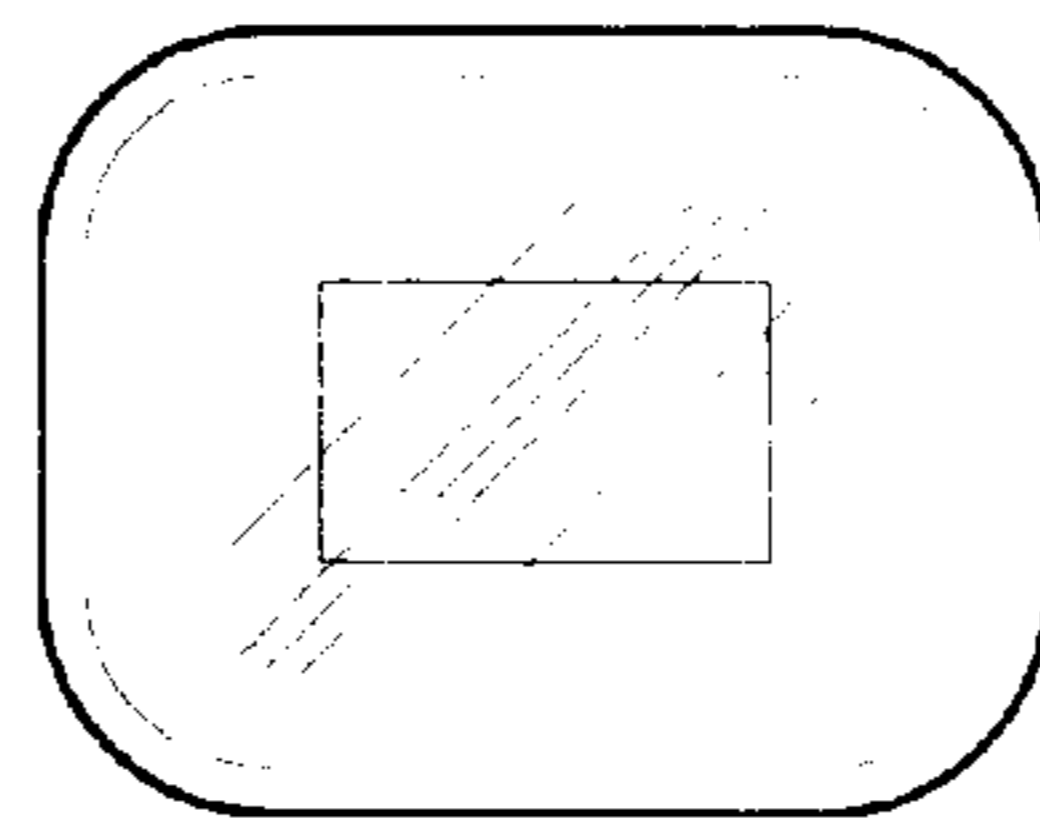


Fig. 6