



US00D473755S

(12) **United States Design Patent**
Thun

(10) **Patent No.:** **US D473,755 S**

(45) **Date of Patent:** **** Apr. 29, 2003**

(54) **PLATE**

(75) Inventor: **Mattheo Thun**, Milan (IT)

(73) Assignee: **Villeroy & Boch AG**, Mettlach (DE)

(**) Term: **14 Years**

(21) Appl. No.: **29/164,242**

(22) Filed: **Jul. 19, 2002**

(30) **Foreign Application Priority Data**

Feb. 11, 2002 (XH) DM/058 939

(51) **LOC (7) Cl.** **07-01**

(52) **U.S. Cl.** **D7/545; D7/586**

(58) **Field of Search** D11/152, 153,
D11/143; D7/584-587, 550.1, 555-559,
566-570, 544, 543, 548, 545; 220/574,
575

(56) **References Cited**

U.S. PATENT DOCUMENTS

D35,475 S * 12/1901 Springer D7/550.1

D66,931 S * 3/1925 Farrell D7/550.1

D149,721 S * 5/1948 Zeisel D7/586

D170,788 S * 11/1953 Zeisel D7/586

D420,856 S * 2/2000 Yeo et al. D7/554.2

* cited by examiner

Primary Examiner—James Gandy

Assistant Examiner—Charles A. Rademaker

(74) *Attorney, Agent, or Firm*—Friedrich Kueffner

(57) **CLAIM**

The ornamental design for a plate, as shown and described.

DESCRIPTION

FIG. 1 is a perspective front view of a plate showing my new design;

FIG. 2 is a side view thereof;

FIG. 3 is a top view thereof;

FIG. 4 is a front view thereof; and,

FIG. 5 is a bottom view thereof.

1 Claim, 3 Drawing Sheets

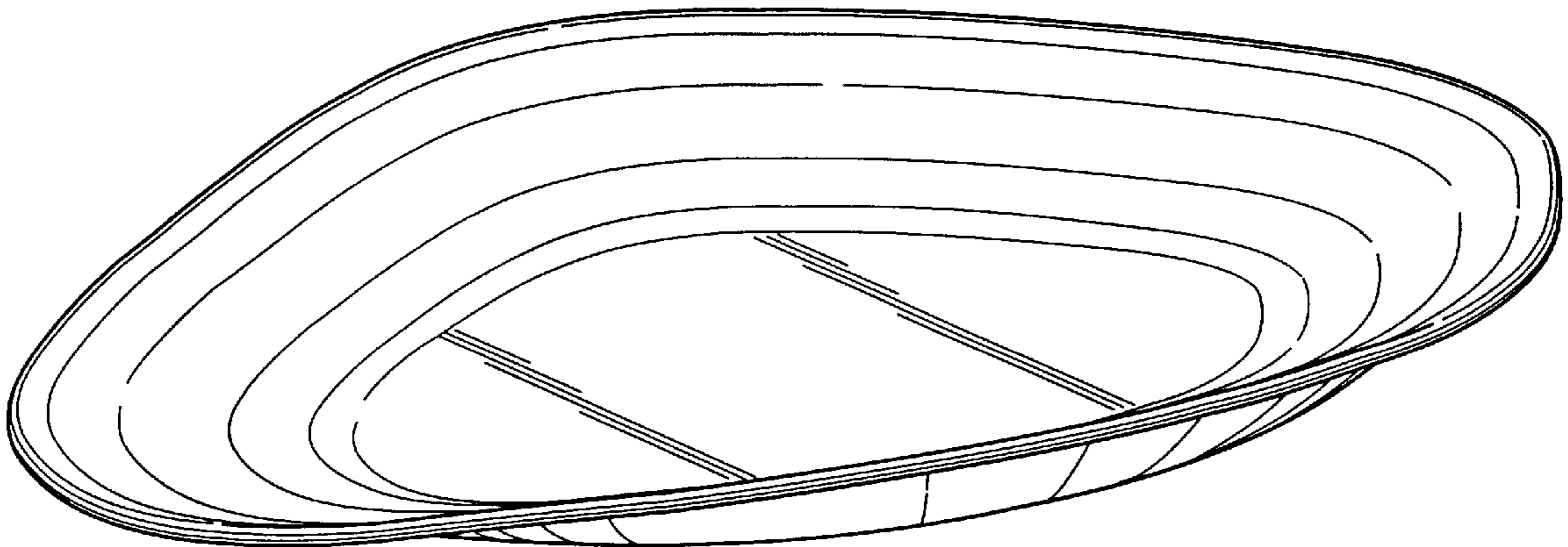


FIG. 1

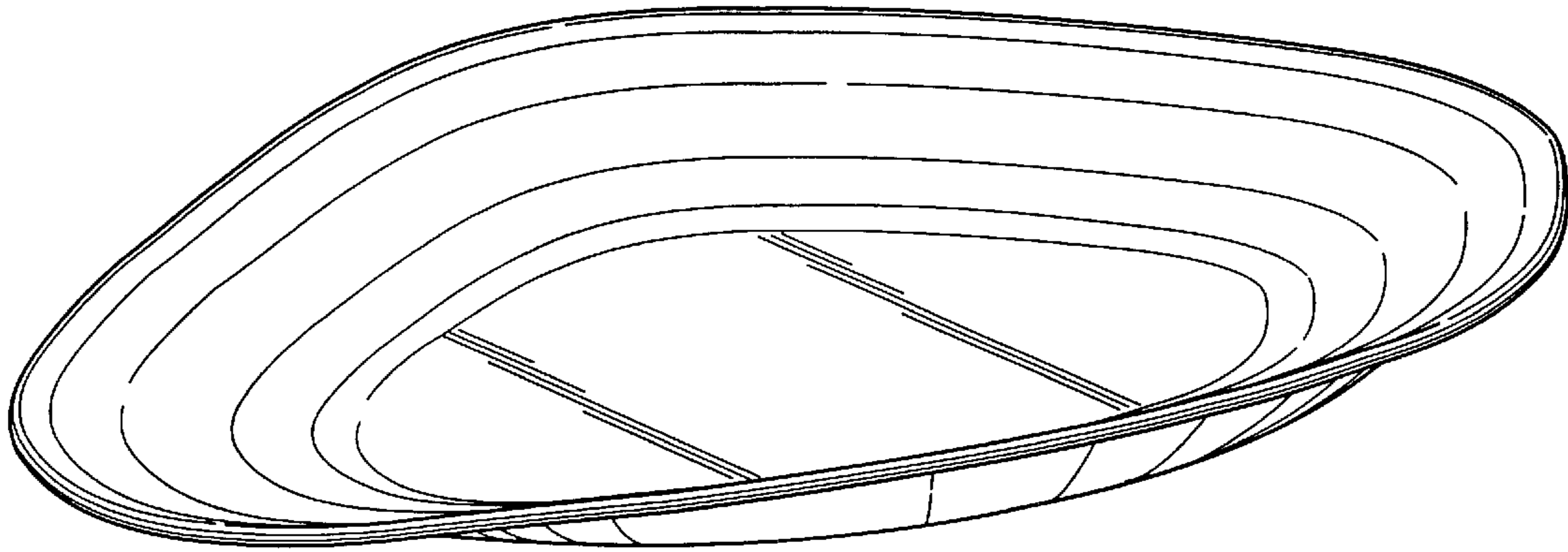


FIG. 2

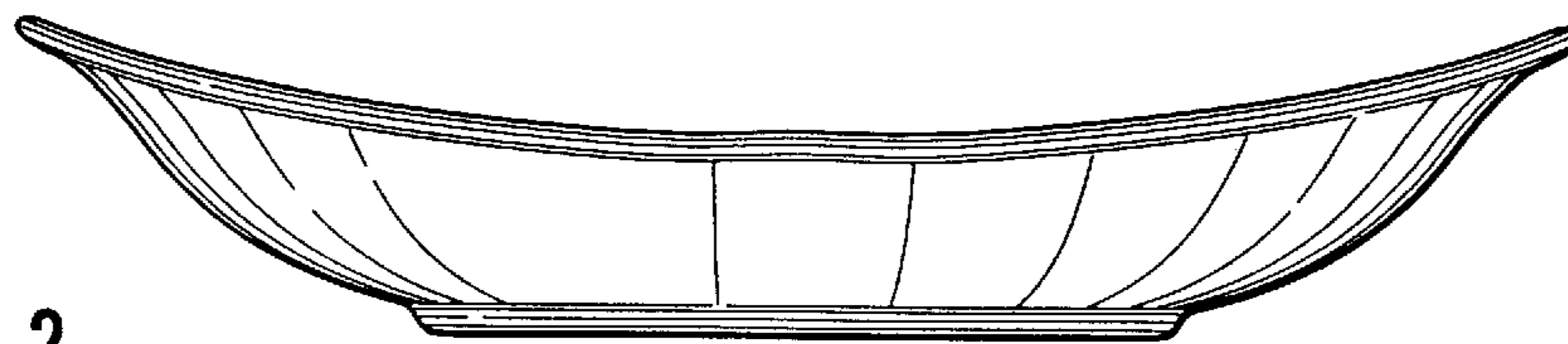


FIG. 3


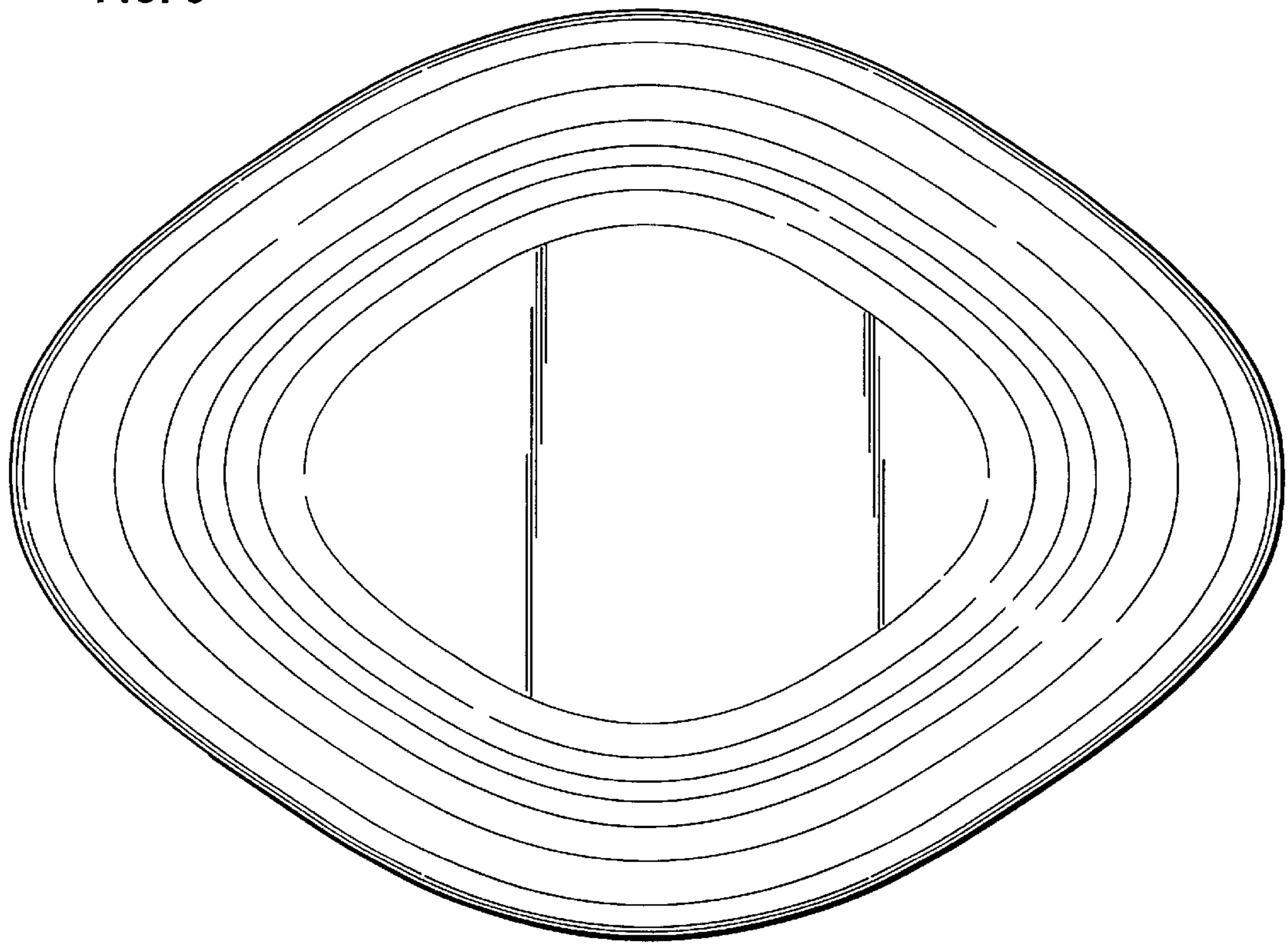


FIG. 4

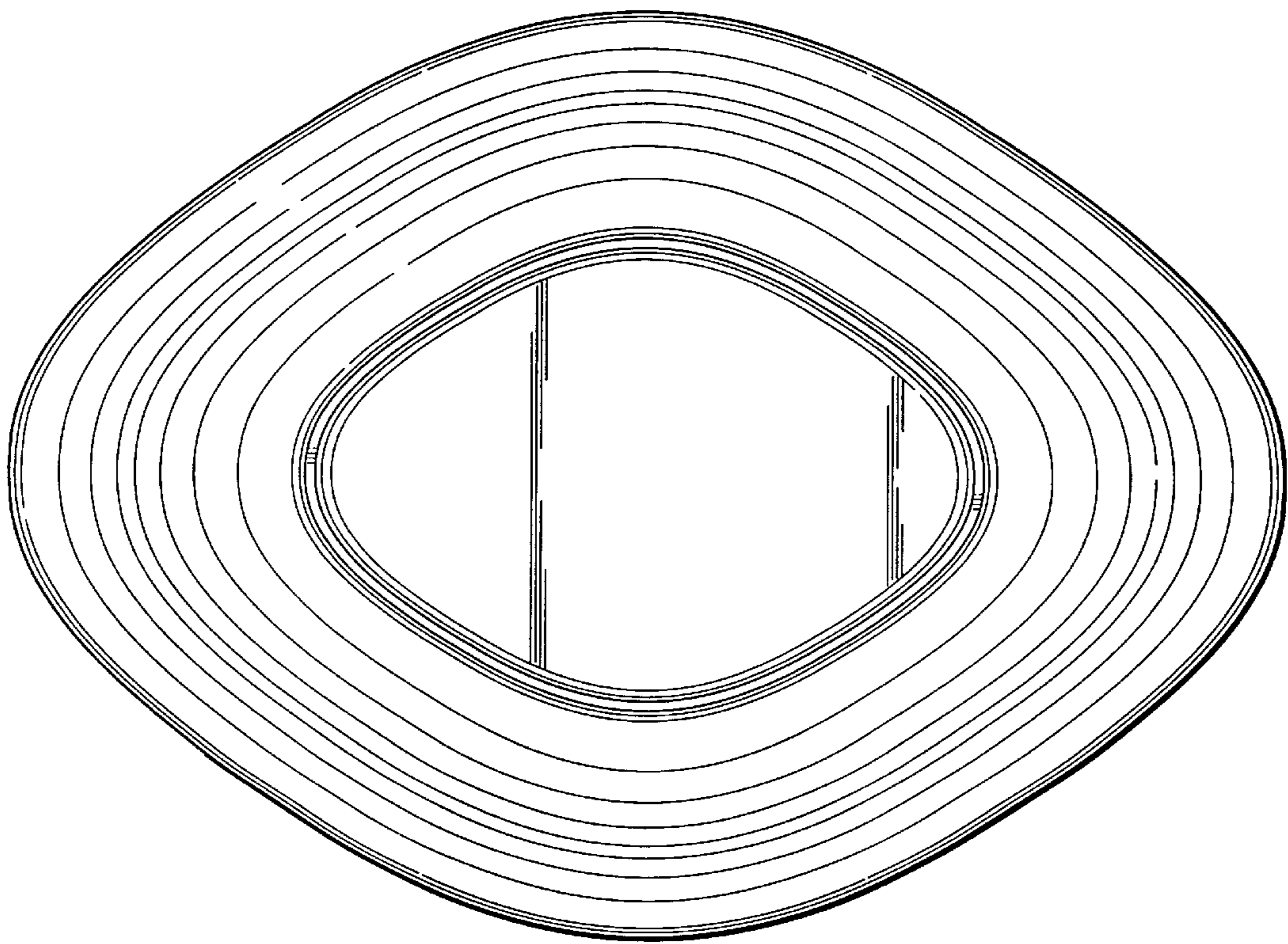


FIG. 5