



US00D473747S

(12) **United States Design Patent**
Seymour et al.

(10) **Patent No.:** **US D473,747 S**

(45) **Date of Patent:** **** Apr. 29, 2003**

- (54) **OVEN**
- (75) Inventors: **Richard Seymour**, London (GB);
David Fisher, London (GB)
- (73) Assignee: **Lincat Group Plc.**, Lincoln (GB)
- (**) Term: **14 Years**
- (21) Appl. No.: **29/127,679**
- (22) Filed: **Aug. 8, 2000**
- (30) **Foreign Application Priority Data**
Feb. 9, 2000 (GB) 2090120
- (51) **LOC (7) Cl.** **07-02**
- (52) **U.S. Cl.** **D7/340**
- (58) **Field of Search** D7/340, 339, 346,
D7/350.1, 405, 402, 407, 408, 409; 126/19 R,
39 E, 39 G, 39 H, 42, 332, 337; 219/396,
492

- 2,806,463 A * 9/1957 Smith
- D369,061 S * 4/1996 Holbrook, Jr. D7/408
- D378,262 S * 3/1997 Sparks D7/408
- D429,954 S * 8/2000 Orzel et al. D7/405
- D430,451 S * 9/2000 Bordet D7/340

* cited by examiner

Primary Examiner—Ted Shooman

Assistant Examiner—Daniel Bui

(74) *Attorney, Agent, or Firm*—Christie, Parker & Hale, LLP

(56) **References Cited**
U.S. PATENT DOCUMENTS

2,485,359 A * 10/1949 Cook et al.

(57) **CLAIM**

The ornamental design for an oven, as shown and described.

DESCRIPTION

The file of this patent contains at least one drawing executed in color. Copies of this patent, with colored drawing(s), will be provided by the Patent and Trademark Office upon request and payment of the necessary fee.


FIG. 1 is a perspective view

FIG. 2 is a front view

FIG. 3 is a view showing top and front; and,

FIG. 4 is a side view.

1 Claim, 4 Drawing Sheets






Fig. 1




Fig. 2




FIG. 3




Fig. 4