



US00D473745S

(12) **United States Design Patent**  
**Mulle et al.**

(10) **Patent No.:** **US D473,745 S**

(45) **Date of Patent:** **\*\* Apr. 29, 2003**

(54) **COFFEE MAKER**

(75) Inventors: **Theodore B. Mulle**, New Milford, CT (US); **James Robert Barraclough**, Waterbury, CT (US)

(73) Assignee: **Conair CIP, Inc.**, Stamford, CT (US)

(\*\*) Term: **14 Years**

(21) Appl. No.: **29/153,591**

(22) Filed: **Jan. 9, 2002**

(51) **LOC (7) Cl.** ..... **07-01**

(52) **U.S. Cl.** ..... **D7/309; D7/311**

(58) **Field of Search** ..... D7/309, 310, 311, D7/312, 306, 300; 99/294, 299, 293, 281; 222/185, 108, 129.4, 54

(56) **References Cited**

**U.S. PATENT DOCUMENTS**

D183,532 S	*	9/1958	McCauley	.....	D7/311
D446,989 S	*	8/2001	Cruz	.....	D7/309
D449,955 S	*	11/2001	Leverrier	.....	D7/309
D450,520 S	*	11/2001	Saltet	.....	D7/309
D453,088 S	*	1/2002	Bell et al.	.....	D7/307

D457,774 S	*	5/2002	DeMore et al.	.....	D7/309
D458,794 S	*	6/2002	DeMore	.....	D7/309
D461,357 S	*	8/2002	Harrison et al.	.....	D7/306
D462,865 S	*	9/2002	Honan et al.	.....	D7/309

\* cited by examiner

*Primary Examiner*—M. N. Pandozzi

(74) *Attorney, Agent, or Firm*—Ohlandt, Greeley, Ruggiero & Perle, LLP

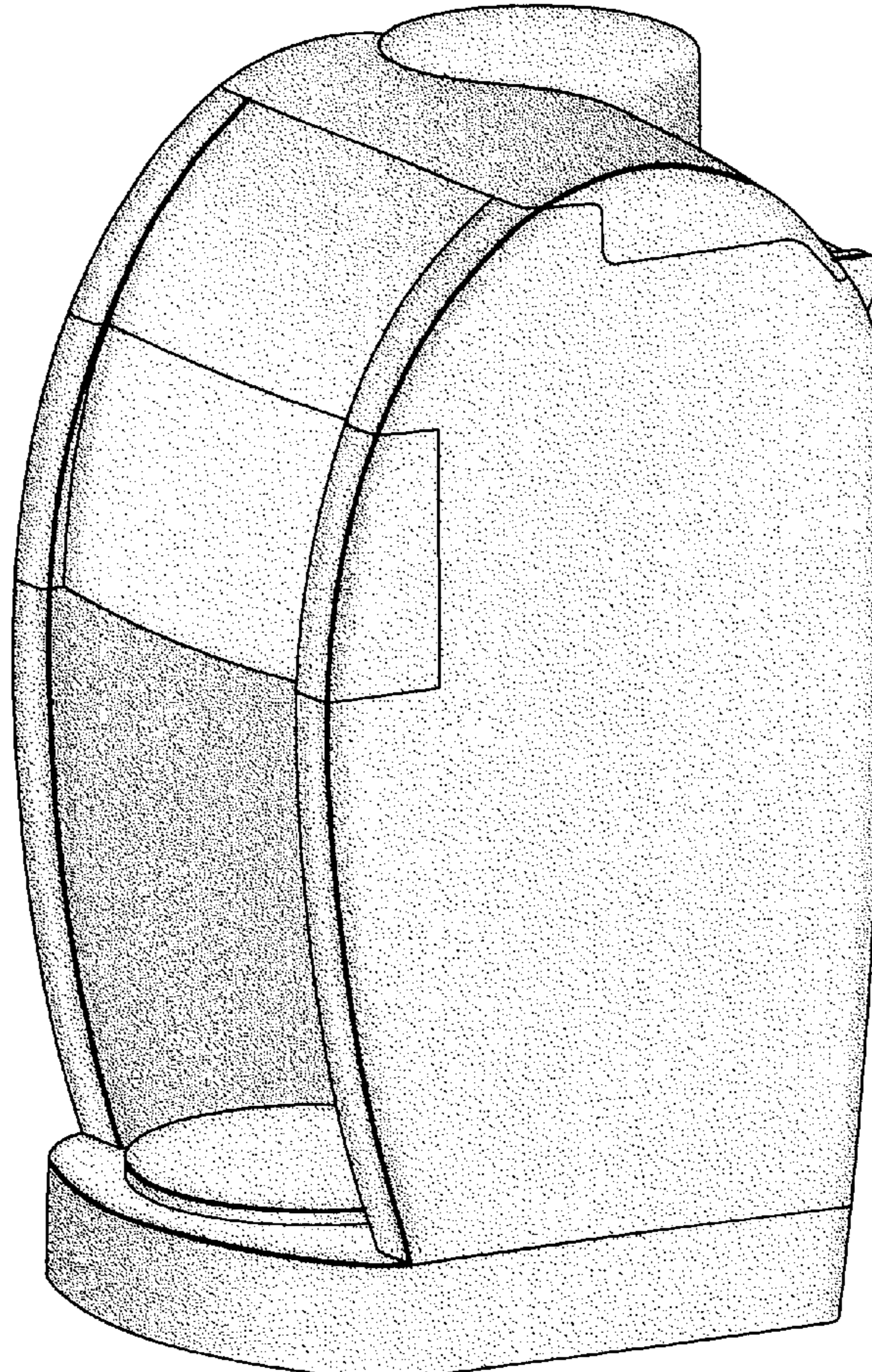
(57) **CLAIM**

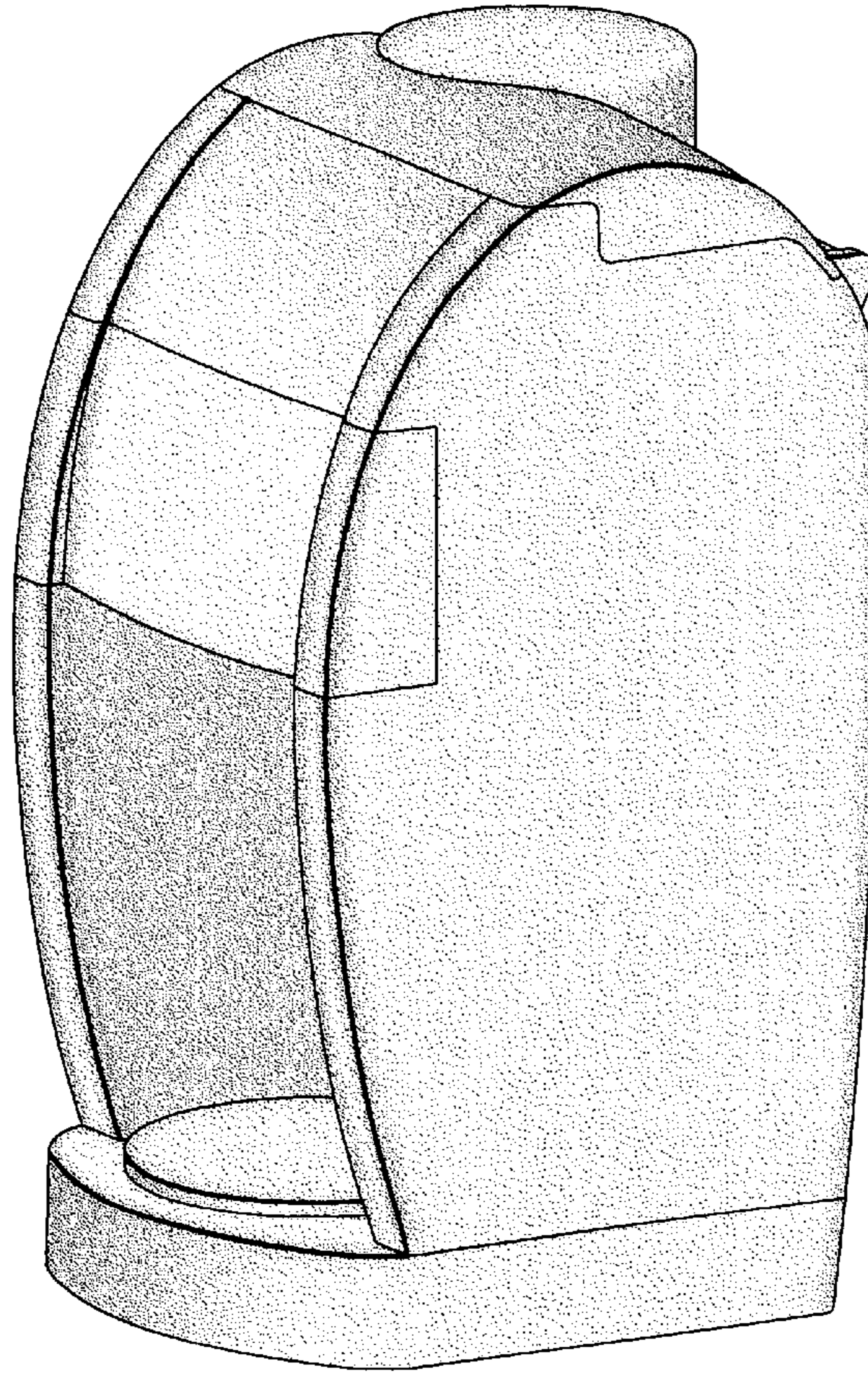
The ornamental design for the coffee maker, as shown and described.

**DESCRIPTION**

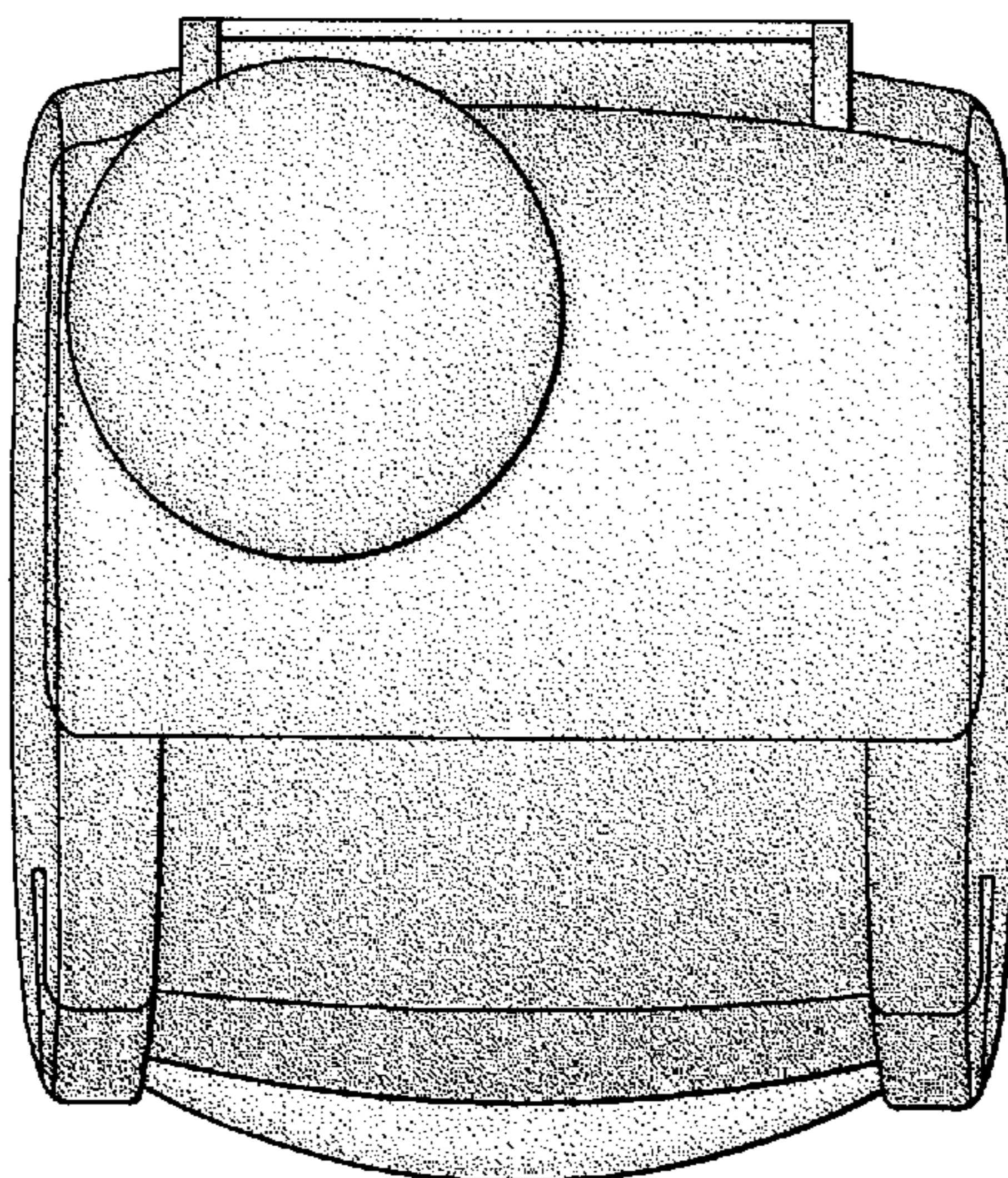
FIG. 1 is a perspective view of a coffee maker according to the present invention; FIG. 2 is a top view of the coffee maker of FIG. 1; FIG. 3 is a front view of the coffee maker of FIG. 1; FIG. 4 is a rear view, opposite the front view, of the coffee maker of FIG. 1; FIG. 5 is a first side view of the coffee maker of FIG. 1; and, FIG. 6 is a second side view, opposite the front side view, of the coffee maker of FIG. 1.

**1 Claim, 3 Drawing Sheets**







**FIG. 1**



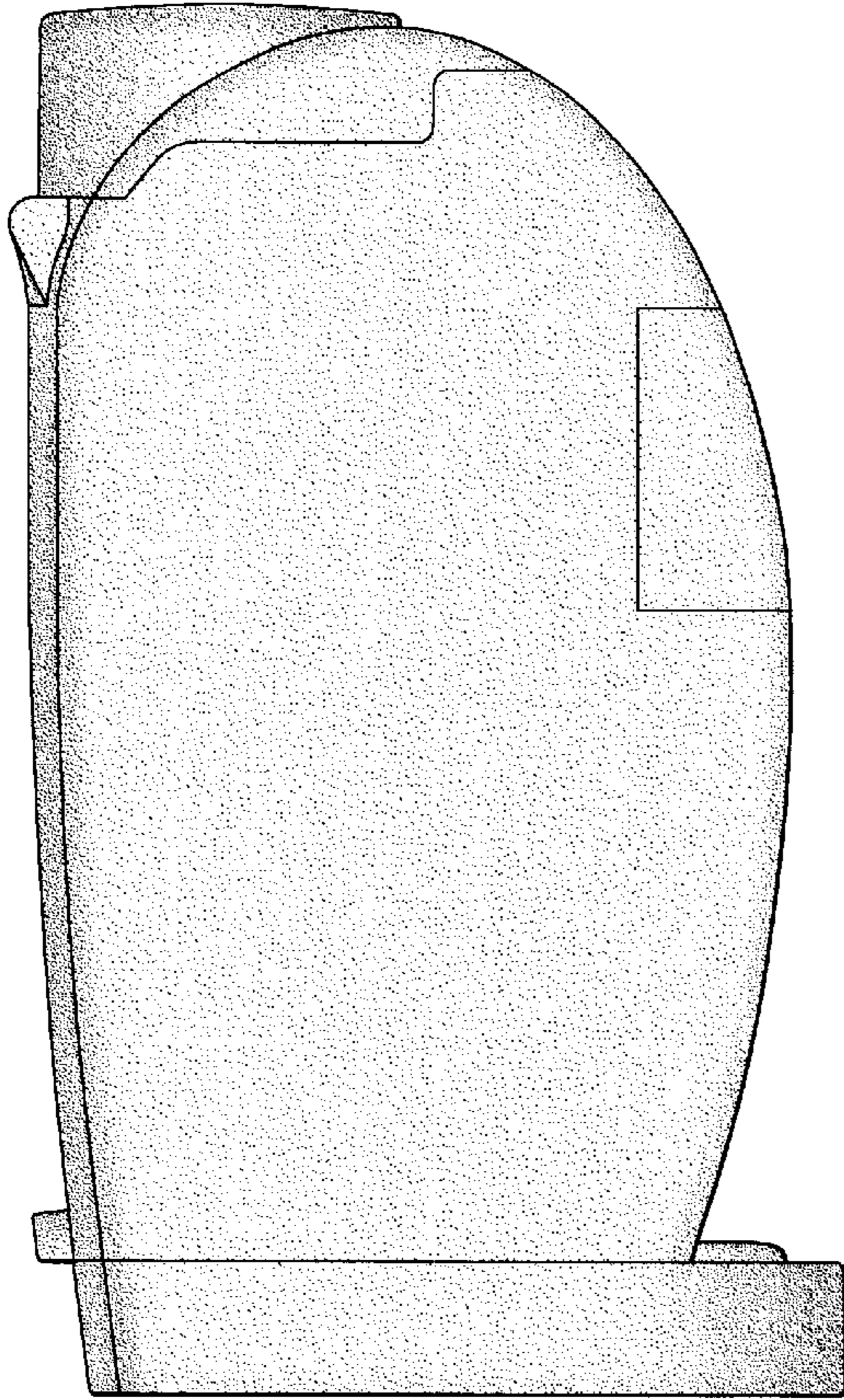
**FIG. 2**



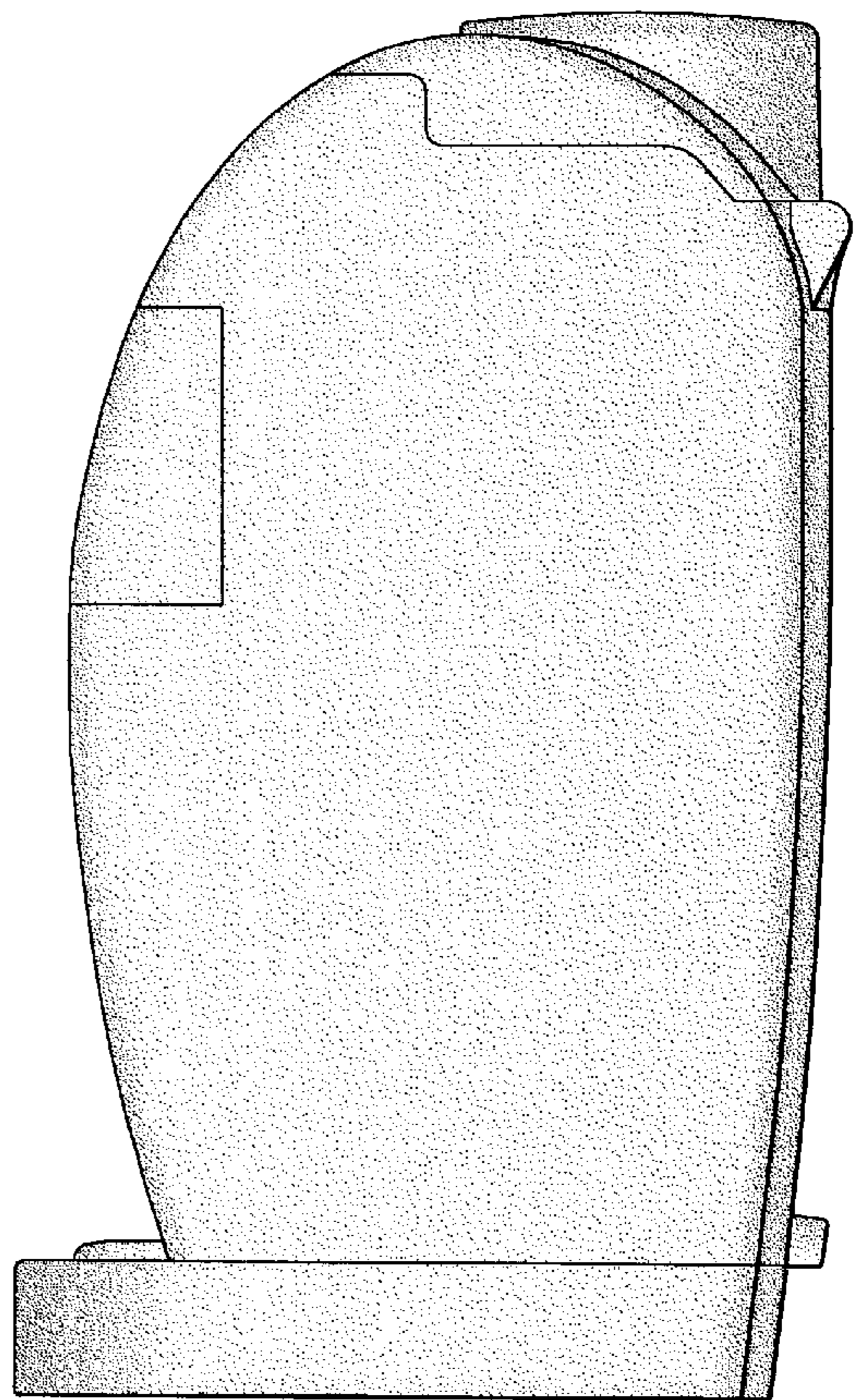
**FIG. 3**



**FIG. 4**



**FIG. 5**



**FIG. 6**