



US00D473743S

(12) **United States Design Patent**  
**Judkins**

(10) **Patent No.:** **US D473,743 S**

(45) **Date of Patent:** **\*\* Apr. 29, 2003**

(54) **DOUBLE LAYER SHADE WITH WOVEN WOODS ROMAN SHADE**

(76) Inventor: **Ren Judkins**, 46 Newgate Rd., Pittsburgh, PA (US) 15202

(\*\*) Term: **14 Years**

(21) Appl. No.: **29/139,704**

(22) Filed: **Apr. 4, 2001**

(51) **LOC (7) Cl.** ..... **06-10**

(52) **U.S. Cl.** ..... **D6/575**

(58) **Field of Search** ..... D6/575-581; 160/84.01, 160/84.02, 84.03, 84.04, 84.05, 84.06, 84.08, 84.09, 84.11, 231.1, DIG. 7, 236, 35, 108-115, 340, 344, 348, 330; 139/383 R, 384 A, 420 R, 424, 426 R

(56) **References Cited**

**U.S. PATENT DOCUMENTS**

D68,684 S	*	11/1925	Walker	.....	D6/577
2,792,851 A	*	5/1957	Moeckel	.....	139/383 R
3,487,875 A	*	1/1970	Shukat et al.	.....	160/84.01
D260,838 S	*	9/1981	Kato	.....	D6/575
5,205,334 A	*	4/1993	Judkins	.....	160/89
D348,371 S	*	7/1994	Judkins	.....	D6/577
5,390,720 A	*	2/1995	Colson et al.	.....	160/84.07
D382,754 S	*	8/1997	Siegel et al.	.....	D6/575
D440,093 S	*	4/2001	Siegel et al.	.....	D6/575
D445,621 S	*	7/2001	Judkins	.....	D6/575

**OTHER PUBLICATIONS**

WINDOWARE Smith & Noble 1996 Catalog of Window Treatments: 1) p. 20: shade on lower left; 2) p. 22: "Yoshi", "Bamboo Hi Lo" and "Ashi" style Roman shade materials.\*

\* cited by examiner

*Primary Examiner*—Ted Shooman

*Assistant Examiner*—C Tuttle

(74) *Attorney, Agent, or Firm*—Buchanan Ingersoll, P.C.

(57) **CLAIM**

The ornamental design for a double layer shade with woven woods roman shade, as shown and described.

**DESCRIPTION**

FIG. 1 is a front perspective view of a double layer shade with woven woods roman shade showing my design in a fully lowered, closed position.

FIG. 2 is a right end view thereof.

FIG. 3 is a front view thereof showing the double layer shade in a fully raised, open position.


FIG. 4 is a right end view thereof.

FIG. 5 is a bottom view thereof; and,

FIG. 6 is a back view thereof showing the double layer shade in a fully lowered, closed position.

The headrail and lift cords are shown in dotted line for illustrative purposes only and form no part of the present design.

**1 Claim, 4 Drawing Sheets**




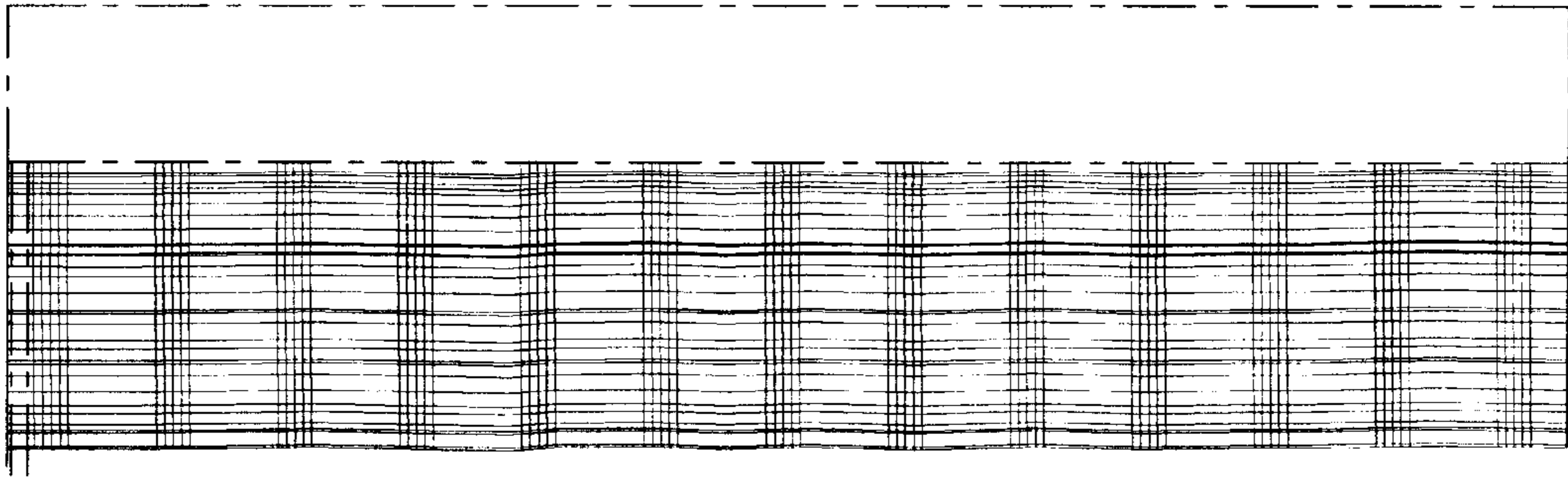
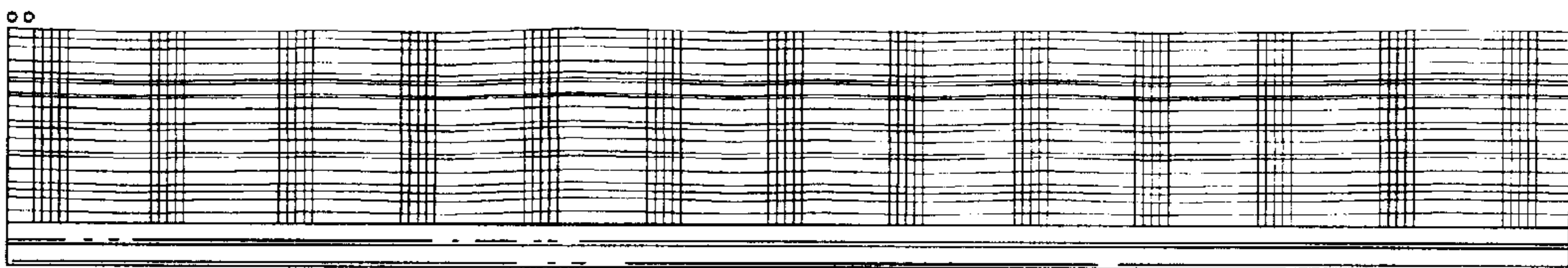


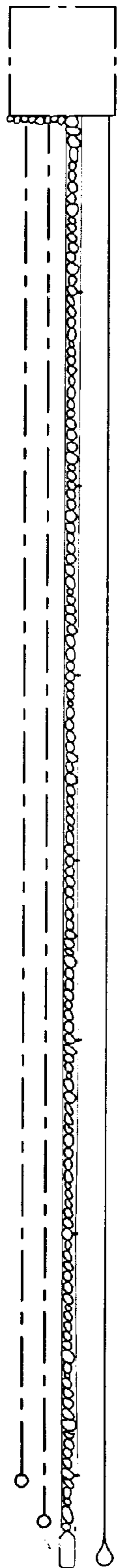
FIG. 1



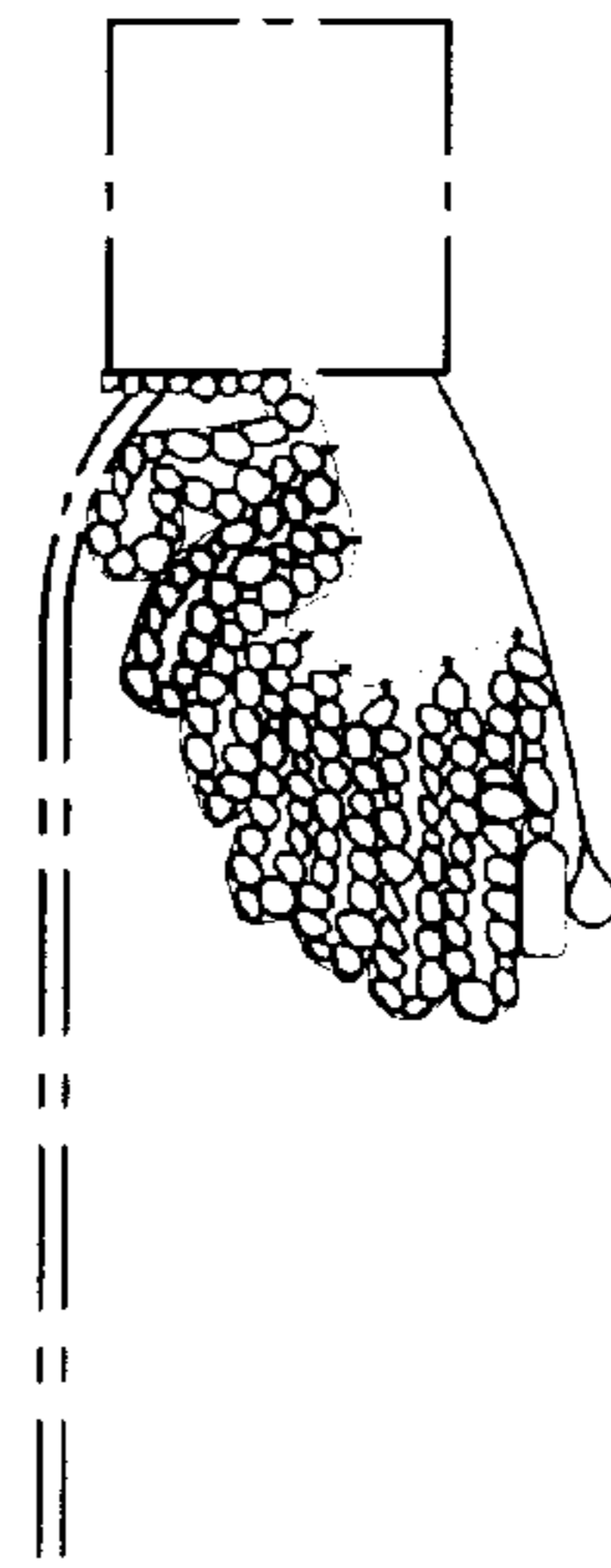
*FIG. 3*




*FIG. 5*



*FIG. 2*



*FIG. 4*



*FIG. 6*