



US00D473741S

(12) **United States Design Patent**
Gilbert

(10) **Patent No.:** **US D473,741 S**

(45) **Date of Patent:** **** Apr. 29, 2003**

(54) **TOWEL BAR**

(75) **Inventor:** **Christopher Jon Gilbert**, Moreland Hills, OH (US)

(73) **Assignee:** **Moen Incorporated**, North Olmsted, OH (US)

(**) **Term:** **14 Years**

(21) **Appl. No.:** **29/161,253**

(22) **Filed:** **May 24, 2002**

(51) **LOC (7) Cl.** **06-04**

(52) **U.S. Cl.** **D6/545**

(58) **Field of Search** D6/546-50, 518, D6/522-24; D8/300, 307-308, 315-20; 108/29; 211/13.1, 16, 60.1, 86.01, 87.01, 88.04, 105.1-105.2, 106, 123, 181.1; 242/570, 588-90, 597-98; 248/49, 175, 200-201, 205.1, 214, 251-54, 261, 302, 304, 309.1, 314-17

(56) **References Cited**

U.S. PATENT DOCUMENTS

D222,778 S	12/1971	Clayton	
D286,963 S	12/1986	Waghorn	
D361,006 S	8/1995	Sharpe	
D374,361 S	10/1996	Lehn et al.	
D392,139 S	* 3/1998	Wu	D6/549
D394,971 S	6/1998	Moore	
D417,995 S	12/1999	Chen	

D424,352 S	5/2000	Roth et al.	
D426,095 S	* 6/2000	Chen	D6/549
D427,471 S	* 7/2000	Chen	D6/549
D431,948 S	10/2000	Chen	
D452,100 S	* 12/2001	Gilbert	D6/549
D452,792 S	* 1/2002	Gilbert et al.	D6/549
D454,457 S	3/2002	Ou-Young	
D454,742 S	* 3/2002	Meck et al.	D6/549
D454,743 S	* 3/2002	Ou-Young	D6/549
D455,592 S	* 4/2002	Ou-Young	D6/549
D456,195 S	4/2002	Meck et al.	
D463,187 S	* 9/2002	Gilbert	D6/549
D463,935 S	* 10/2002	Zhao	D6/549

* cited by examiner

Primary Examiner—Brian N. Vinson

(74) *Attorney, Agent, or Firm*—Cook, Alex, McFarron, Manzo, Cummings & Mehler, Ltd.

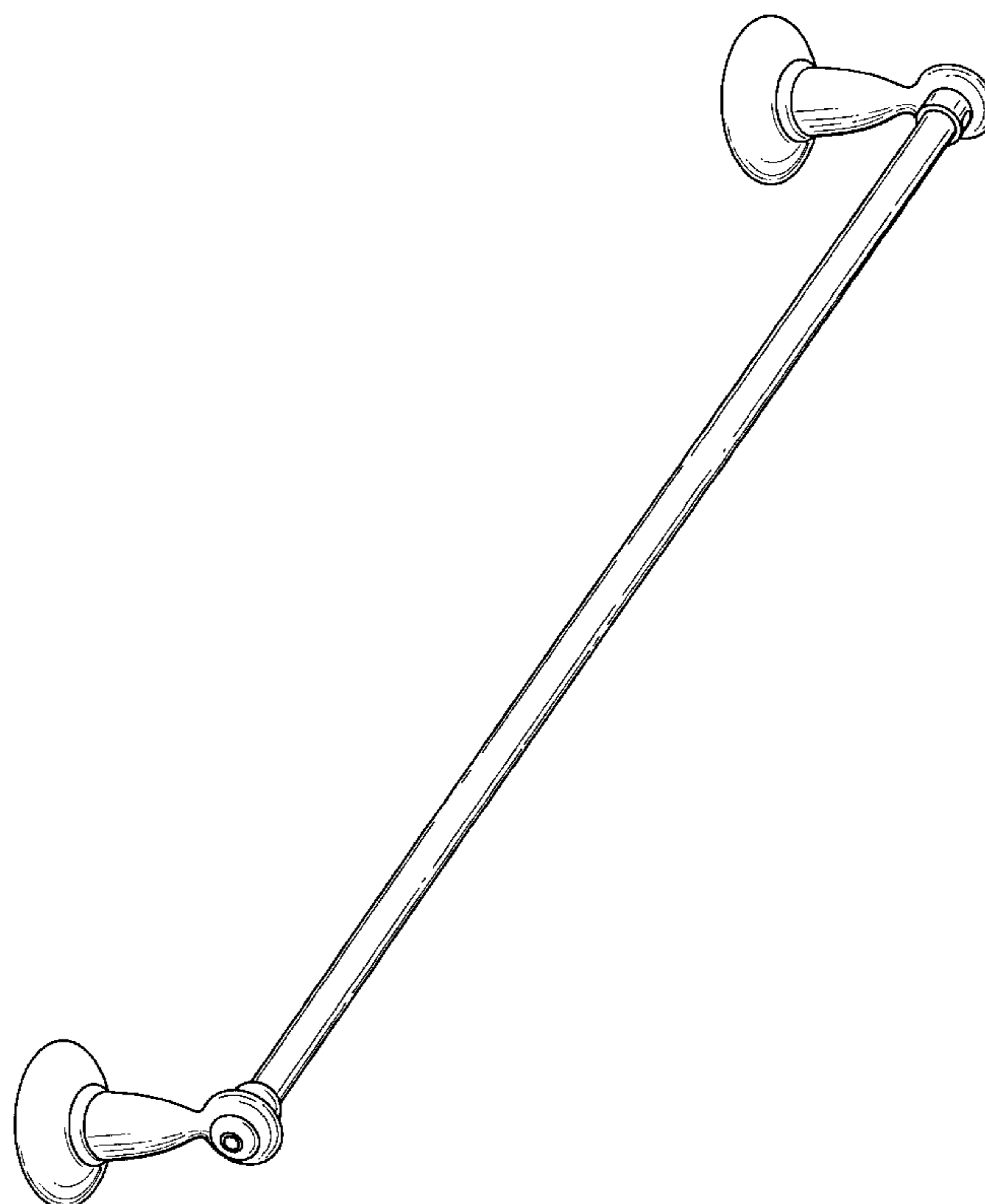
(57) **CLAIM**

The ornamental design for a towel bar, as shown and described.

DESCRIPTION

FIG. 1 is a perspective view of the towel bar of my design; FIG. 2 is a right end elevation view, the left end elevation being the reverse of the view shown; FIG. 3 is a front elevation view; FIG. 4 is a bottom plan view, the top plan view being the same as the bottom plan view; and, FIG. 5 is a rear elevation view.

1 Claim, 2 Drawing Sheets



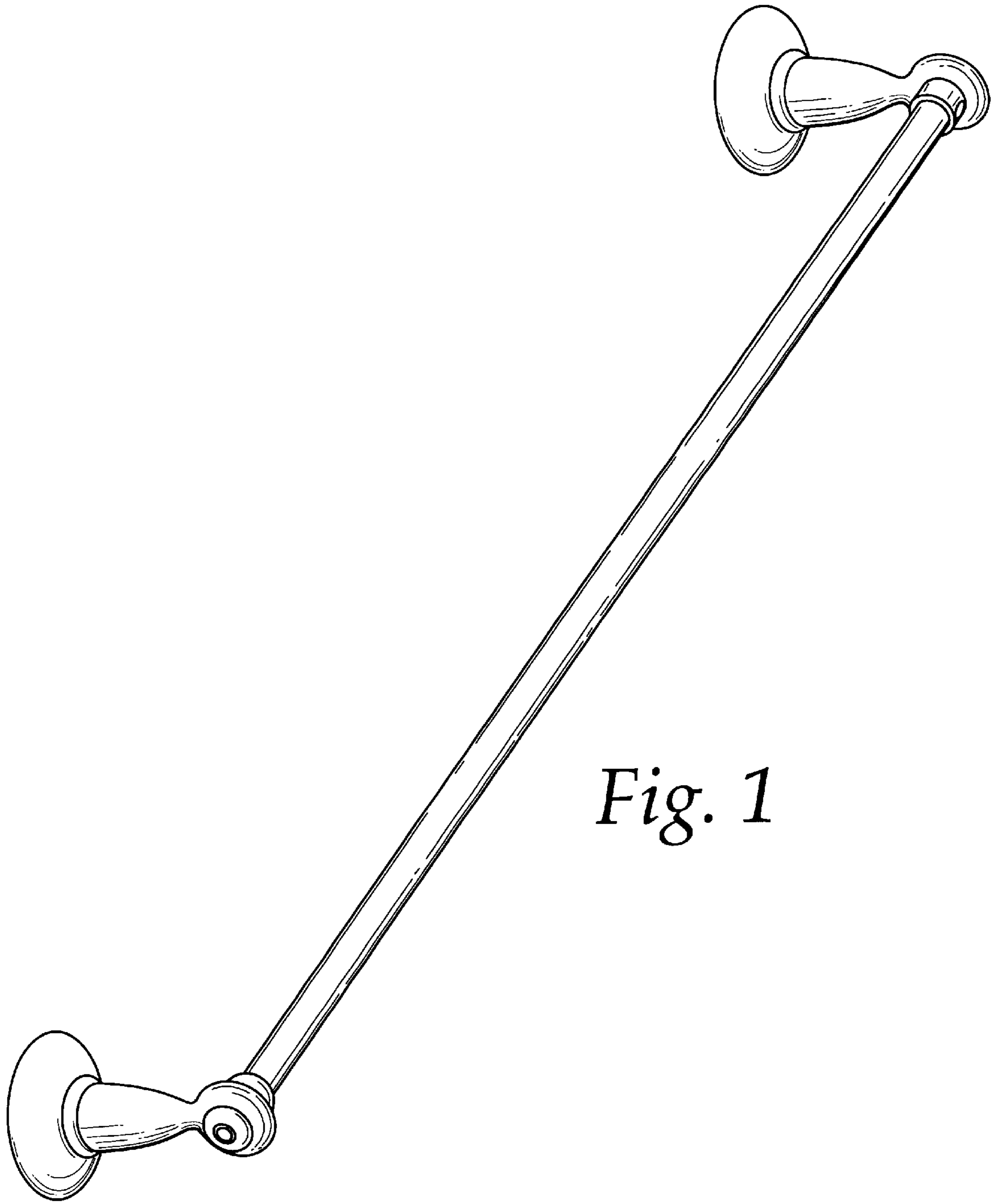


Fig. 1

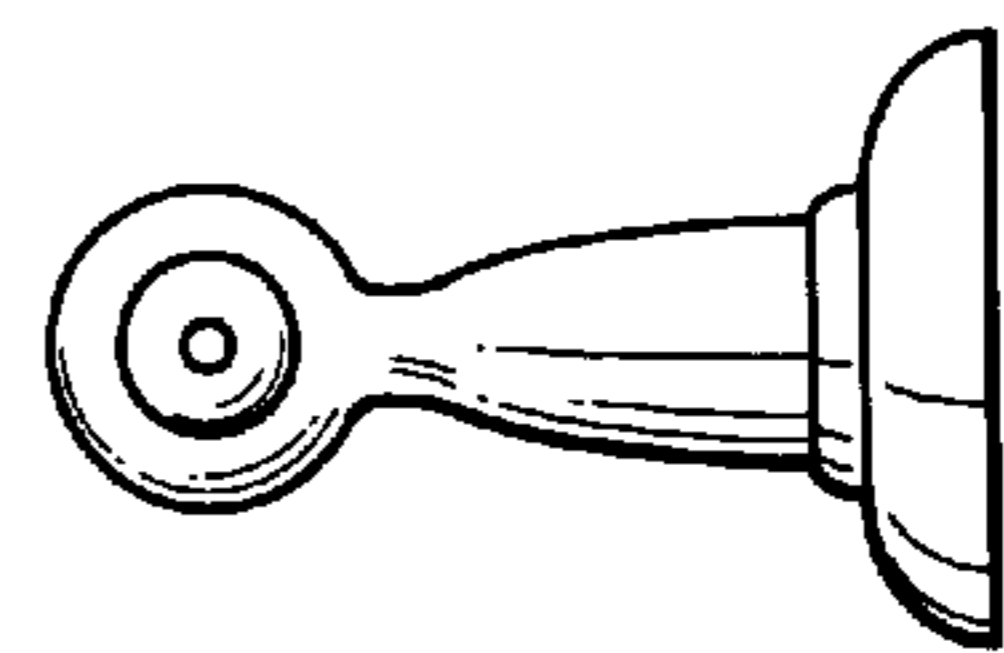


Fig. 2

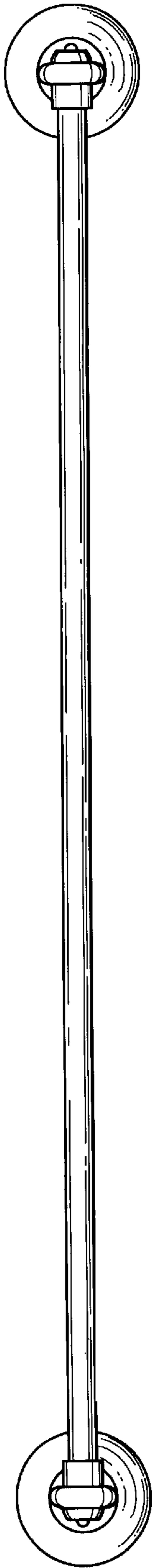


Fig. 3



Fig. 4

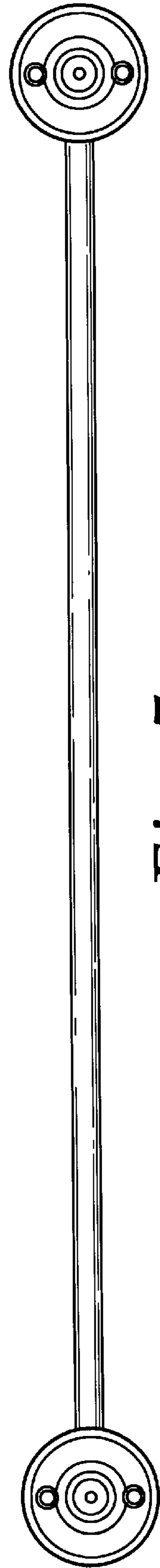


Fig. 5