



US00D473732S

(12) **United States Design Patent**
Hardy et al.

(10) **Patent No.:** **US D473,732 S**

(45) **Date of Patent:** **** Apr. 29, 2003**

(54) **STRUCTURE FOR DISPLAYING CANDLE HOLDERS**

(75) Inventors: **Christopher Hardy**, Springfield, IL (US); **R. Neal Post**, Springfield, IL (US)

(73) Assignee: **Design Ideas, Ltd.**, Springfield, IL (US)

(**) Term: **14 Years**

(21) Appl. No.: **29/152,643**

(22) Filed: **Dec. 21, 2001**

(51) **LOC (7) Cl.** **06-04**

(52) **U.S. Cl.** **D6/458**

(58) **Field of Search** D6/409-415, 449, D6/455-458, 461-462, 464-468, 474, 476; D26/9, 13; 206/202, 513; 211/13.1, 85.9, 49.1, 55, 74, 126.9

(56) **References Cited**

U.S. PATENT DOCUMENTS

914,421 A	*	3/1909	Jones	211/55
D133,715 S	*	9/1942	Neef, Jr.	D6/499
D167,356 S	*	7/1952	Jensen	D6/476
D181,910 S	*	1/1958	Lieberinan	D6/458
2,896,815 A	*	7/1959	Longan	206/513 X
D221,266 S	*	7/1971	Ivory	D6/462 X
D222,008 S	*	9/1971	Ivory	D6/458
D260,704 S	*	9/1981	Nathan et al.	D6/458
4,621,739 A	*	11/1986	Heymann et al.	211/74

4,705,178 A	*	11/1987	Vail, Sr. et al.	211/126.9
D314,097 S	*	1/1991	Buist	D6/458
D323,945 S	*	2/1992	Dardashti	D6/458
5,150,784 A	*	9/1992	Sayad	206/202
D330,987 S	*	11/1992	Rosenthal	D6/566
D367,373 S		2/1996	Hardy		
D375,567 S		11/1996	Hardy		
D426,902 S	*	6/2000	Hardy et al.	D26/9
D436,415 S		1/2001	Hardy		

* cited by examiner

Primary Examiner—Cathron C. Brooks

(74) *Attorney, Agent, or Firm*—SAIDMAN DesignLaw Group

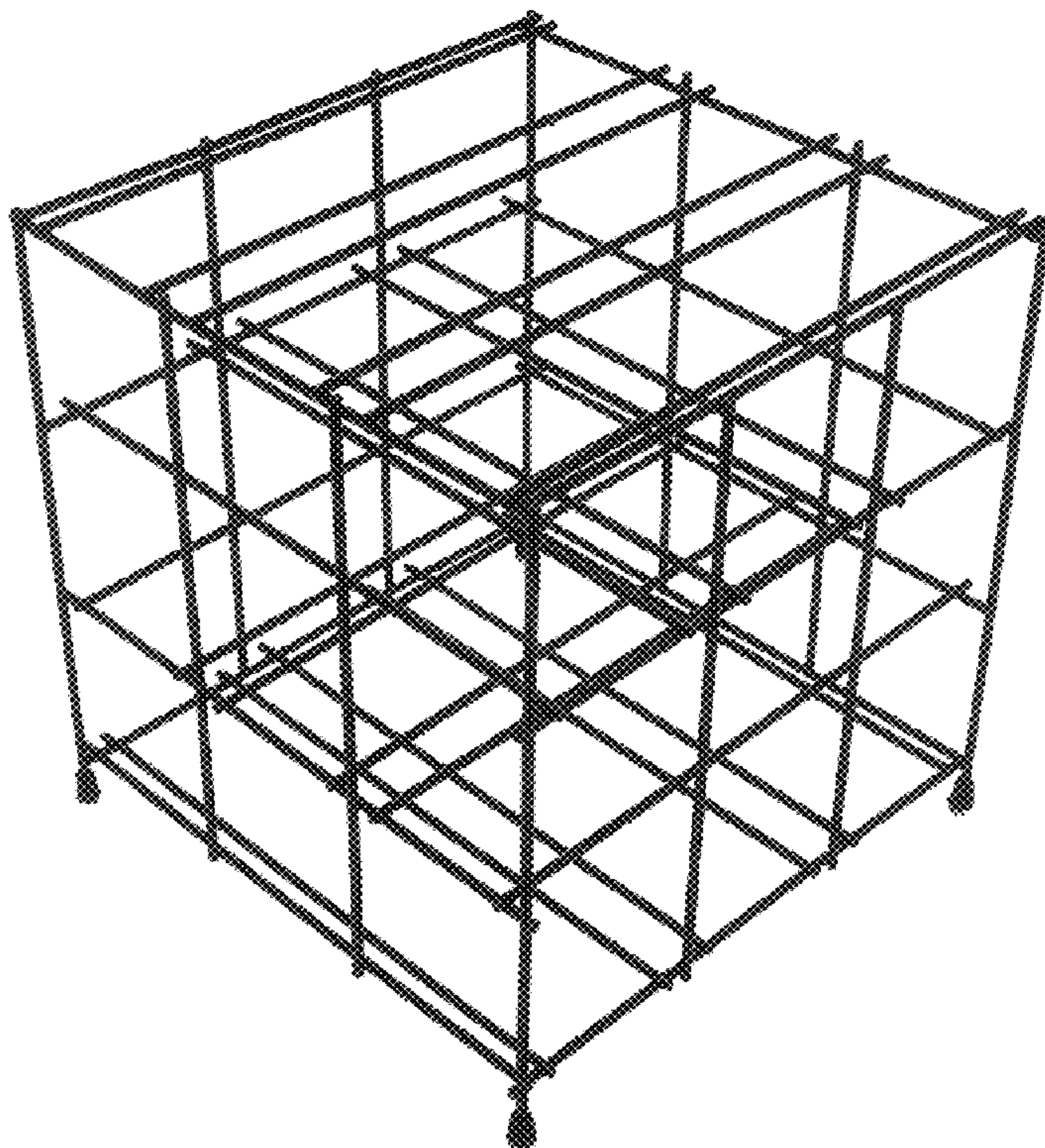
(57) **CLAIM**

The ornamental design for a structure for displaying candle holders, as shown and described.

DESCRIPTION

FIG. 1 is a perspective view of a structure for displaying candle holders showing our new design; FIG. 2 is a front view thereof, the rear view being identical; FIG. 3 is a left side view thereof, the right side view being identical; FIG. 4 is a perspective view of a second embodiment showing our new design; FIG. 5 is a front view thereof, the rear view being identical; and, FIG. 6 is a left side view thereof, the right side view being identical.

1 Claim, 6 Drawing Sheets



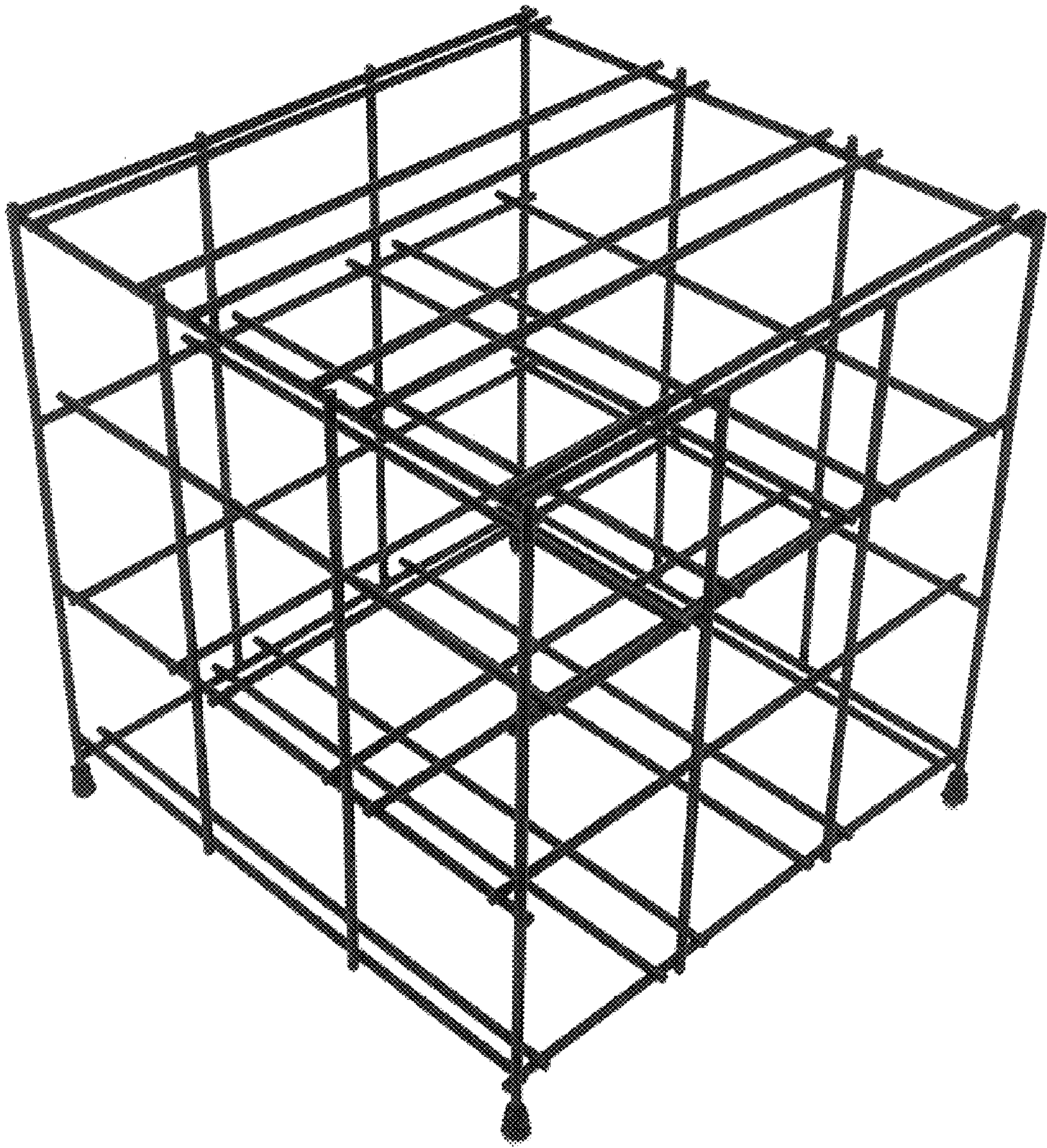


FIGURE 1




FIGURE 2




FIGURE 3

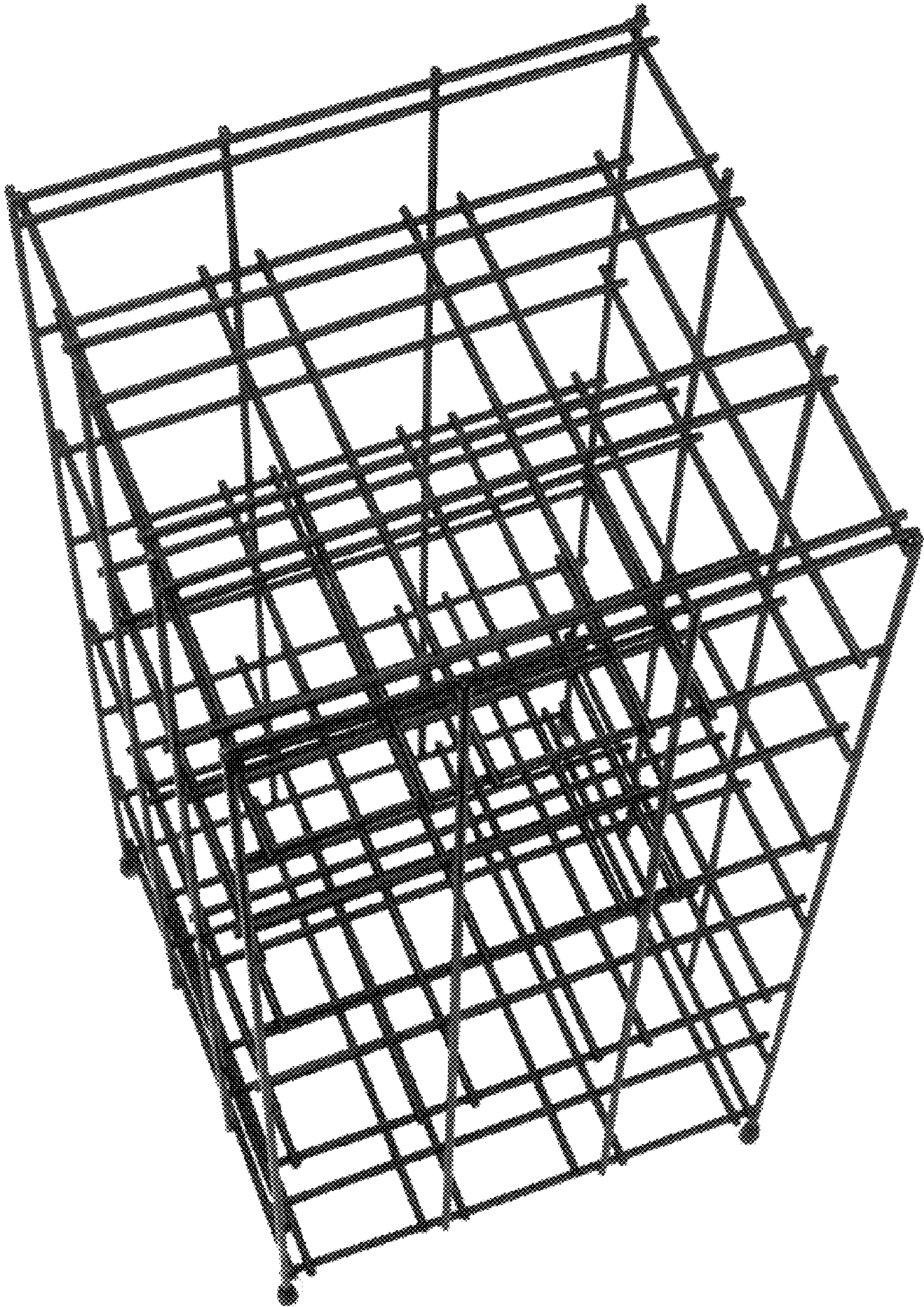


FIGURE 4




FIGURE 5




FIGURE 6