



US00D473724S

(12) **United States Design Patent**
Hans De Wit

(10) **Patent No.:** **US D473,724 S**

(45) **Date of Patent:** **** Apr. 29, 2003**

(54) **COMBINED BENCH AND TABLE TOP**

(76) **Inventor:** **Pieter Johannes Hans De Wit**, Postbus
295, 5300 AG Zaltbommel (NL)

(**) **Term:** **14 Years**

(21) **Appl. No.:** **29/141,789**

(22) **Filed:** **May 11, 2001**

(30) **Foreign Application Priority Data**

Nov. 14, 2000 (BX) 77727-03

(51) **LOC (7) Cl.** **06-05**

(52) **U.S. Cl.** **D6/336; D6/349; D6/397**

(58) **Field of Search** D6/480-489, 495-499,
D6/349, 355, 336, 338, 337, 397; 297/156,
157.1, 158.2, 173, 174, 461, 462, 170,
158.3

(56) **References Cited**

U.S. PATENT DOCUMENTS

D62,097 S * 3/1923 Adams D6/336

2,604,930 A * 7/1952 Dean et al. 297/170
4,921,303 A * 5/1990 White 297/338
D428,713 S * 8/2000 Arko et al. D6/336

OTHER PUBLICATIONS

Interiors, Nov. 1985, p. 50 , table at right and center.*

* cited by examiner

Primary Examiner—Janice E. Seeger
(74) *Attorney, Agent, or Firm*—Charles E. Temko; Graham,
Campaign P.C.

(57) **CLAIM**

The ornamental design for a combined bench and table top,
as shown.

DESCRIPTION

FIG. 1 is a view in perspective showing my design; and,
FIG. 2 is a left side elevational view thereof.

1 Claim, 1 Drawing Sheet

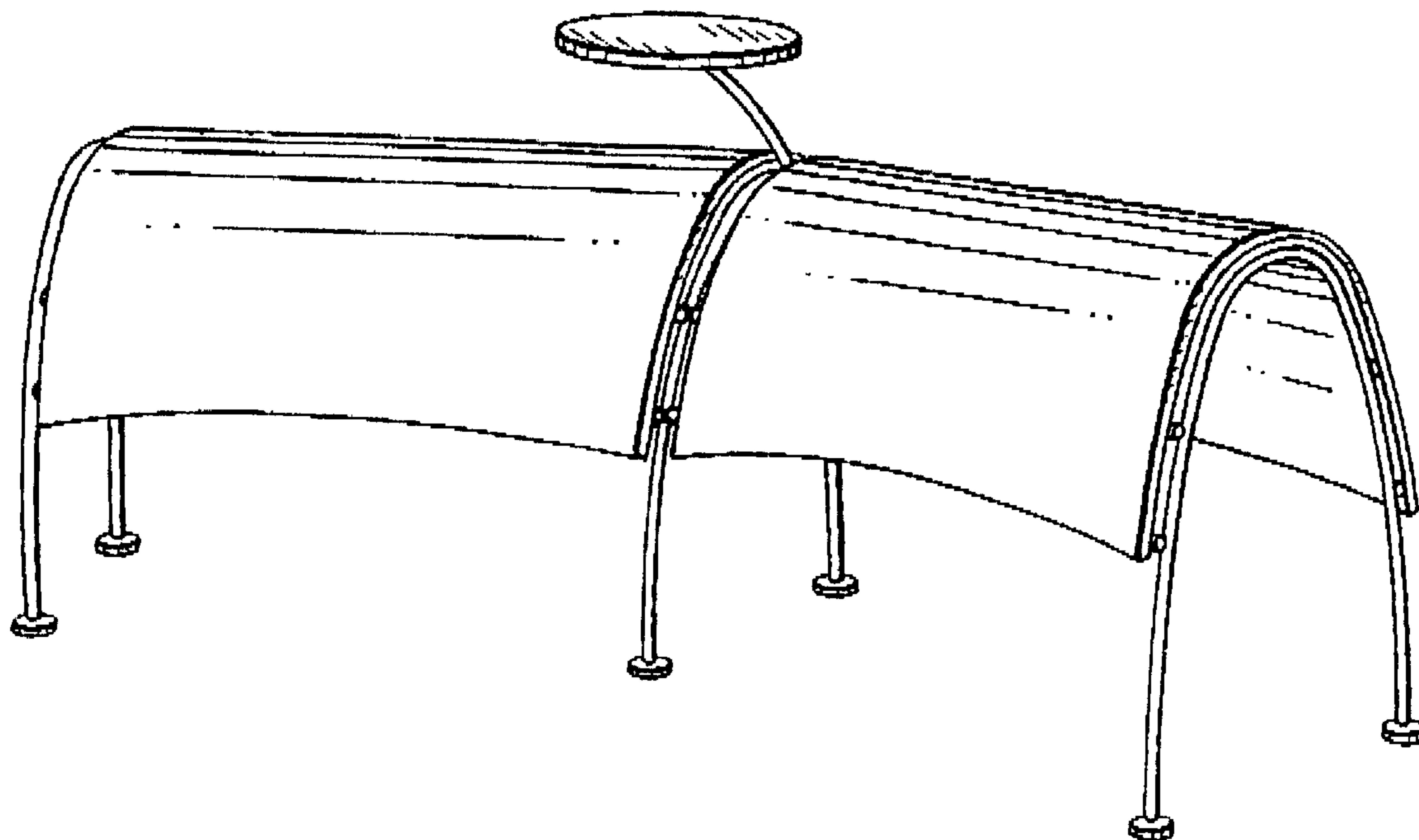


FIG. 1

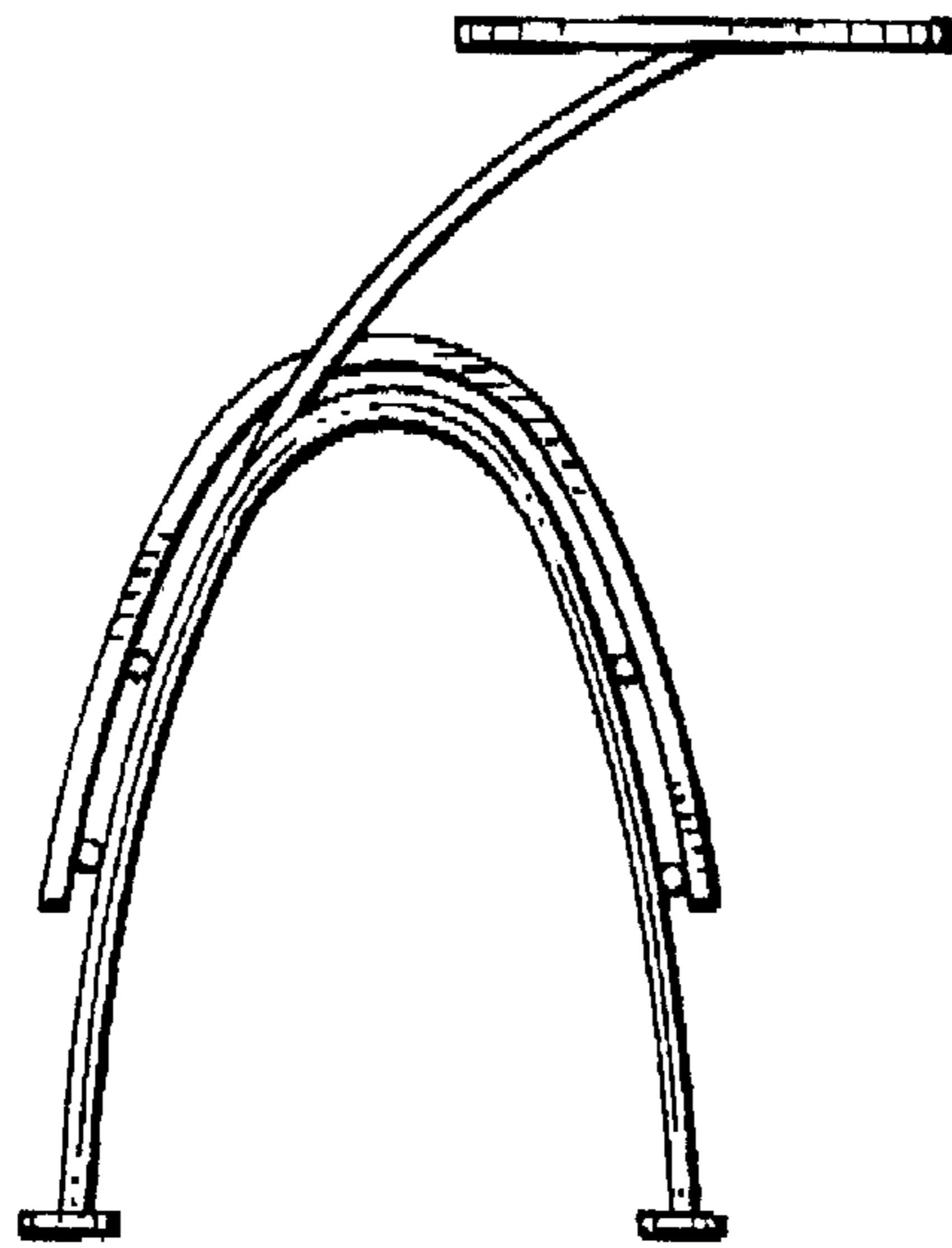
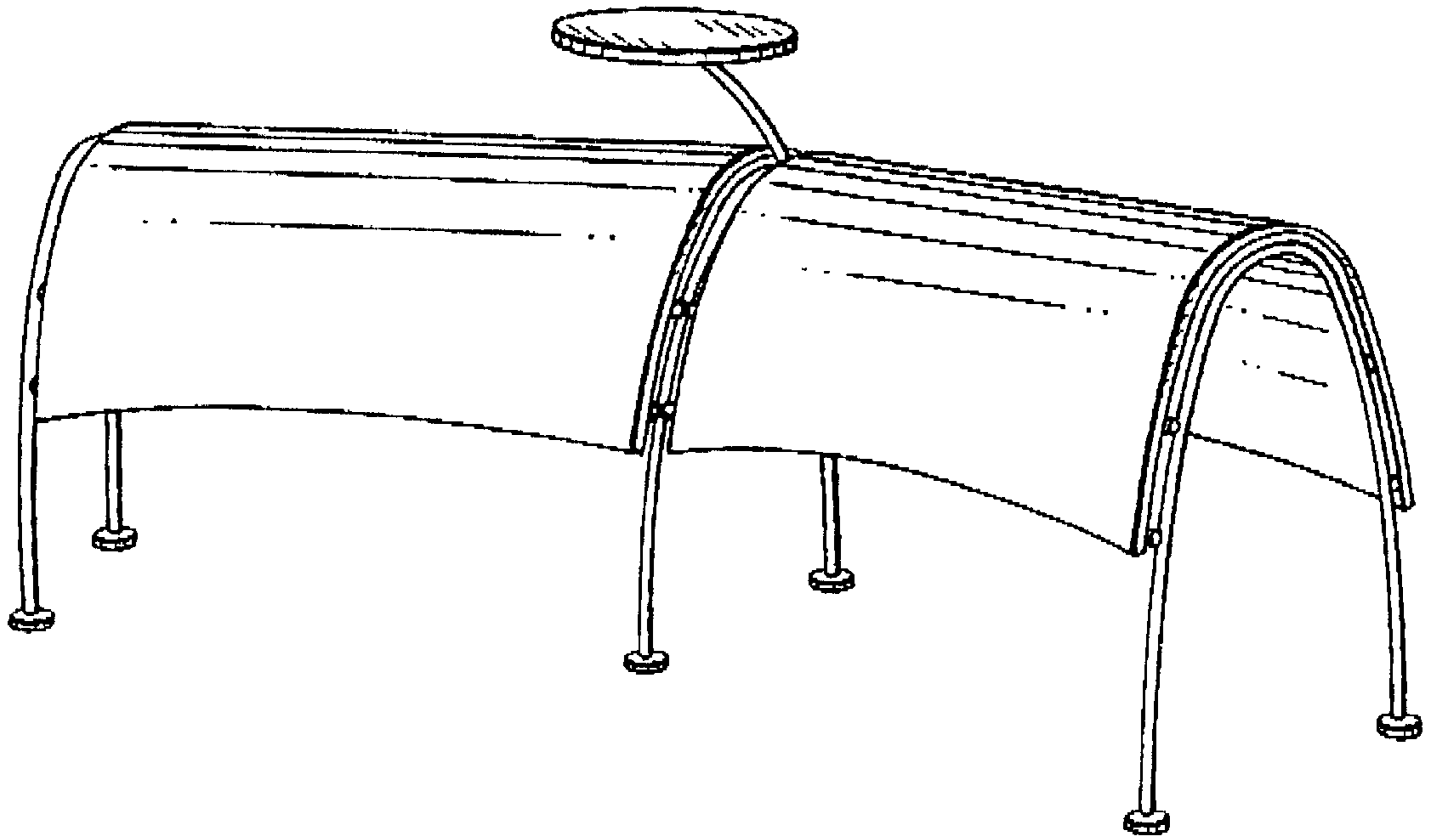


FIG. 2