



US00D473715S

(12) **United States Design Patent**  
**Moldovan**

(10) **Patent No.:** **US D473,715 S**

(45) **Date of Patent:** **\*\* Apr. 29, 2003**

(54) **ACCIDENT IDENTITY KIT**

D442,781 S \* 5/2001 Snider ..... D3/299  
D449,443 S \* 10/2001 Snider ..... D3/299

(76) Inventor: **Eytan Moldovan**, 11516 Dona Cecilia Dr., Studio City, CA (US) 91604

\* cited by examiner

(\*\*) Term: **14 Years**

*Primary Examiner*—Philip S. Hyder

(74) *Attorney, Agent, or Firm*—Greenberg Traurig, LLP

(21) Appl. No.: **29/150,386**

(57) **CLAIM**

(22) Filed: **Nov. 22, 2001**

The ornamental design for an accident identity kit, as shown and described.

(51) **LOC (7) Cl.** ..... **03-01**

(52) **U.S. Cl.** ..... **D3/299**

(58) **Field of Search** ..... D3/272, 273, 283, D3/299, 303; 150/131, 138, 144, 150; 206/803

**DESCRIPTION**

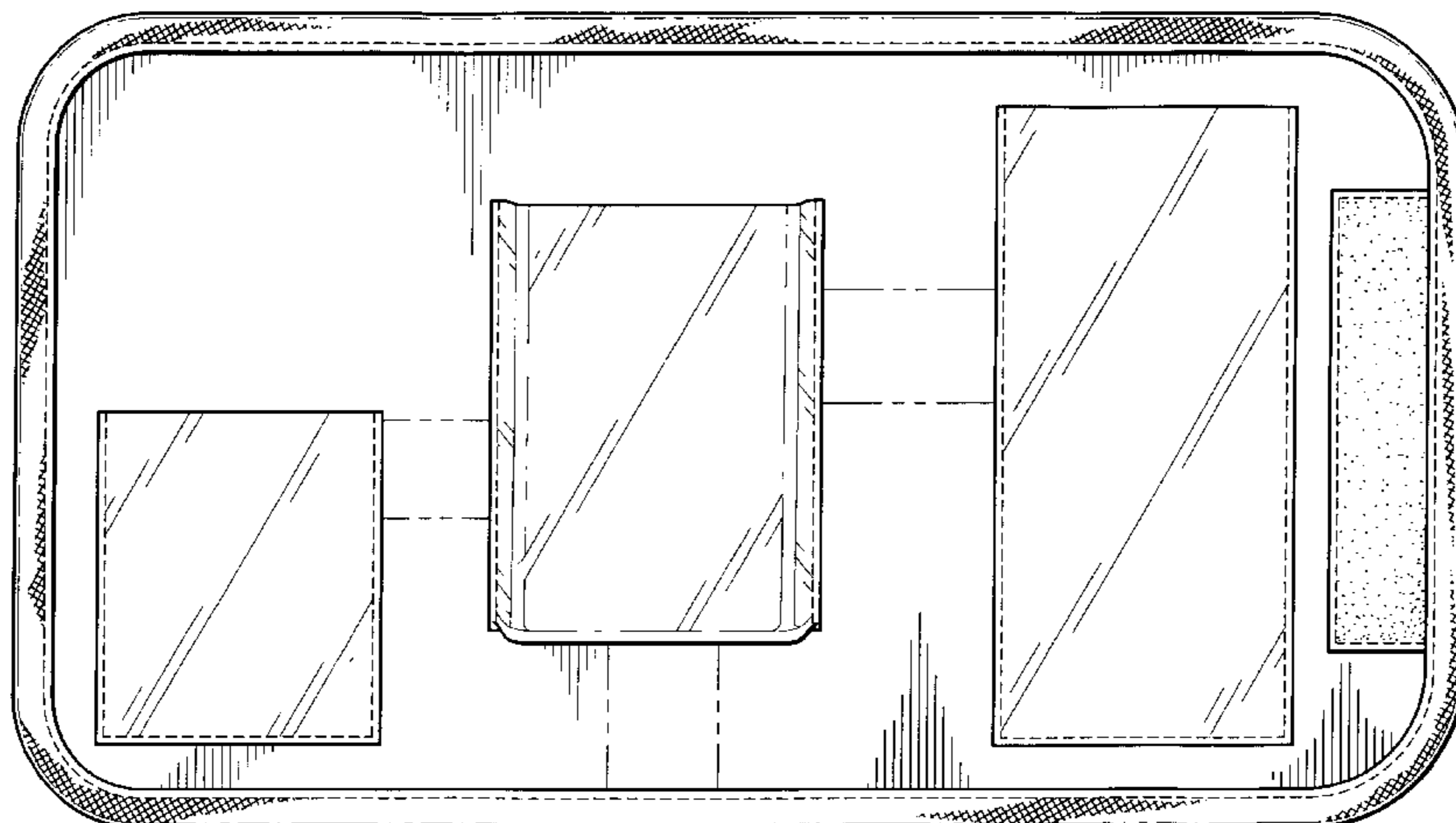

(56) **References Cited**

**U.S. PATENT DOCUMENTS**

D317,977 S	*	7/1991	Felkner et al.	.....	D19/26
D323,937 S	*	2/1992	Solomon	.....	D3/299
D338,334 S	*	8/1993	Kopel et al.	.....	D3/233
D338,781 S	*	8/1993	Eitel	.....	D3/203
D387,906 S	*	12/1997	Petty	.....	D3/285
D393,947 S	*	5/1998	Alves et al.	.....	D3/201
D439,047 S	*	3/2001	Holland et al.	.....	D3/299

FIG. 1 is a closed view of the accident identity kit.  
FIG. 2 is a closed opposite view of the accident identity kit.  
FIG. 3 is a top plan view of the accident identity kit, in the open position.  
FIG. 4 is a view from one end of the kit shown in FIG. 3.  
FIG. 5 is a view from the opposite end of the kit in FIG. 3.  
FIG. 6 is a view from the side of the kit in FIG. 3; and,  
FIG. 7 is a view from the opposite side of the kit in FIG. 3.  
The broken line portions of the disclosure are for illustrative purposes only and form no part of the claimed design.

**1 Claim, 3 Drawing Sheets**






FIG. 1

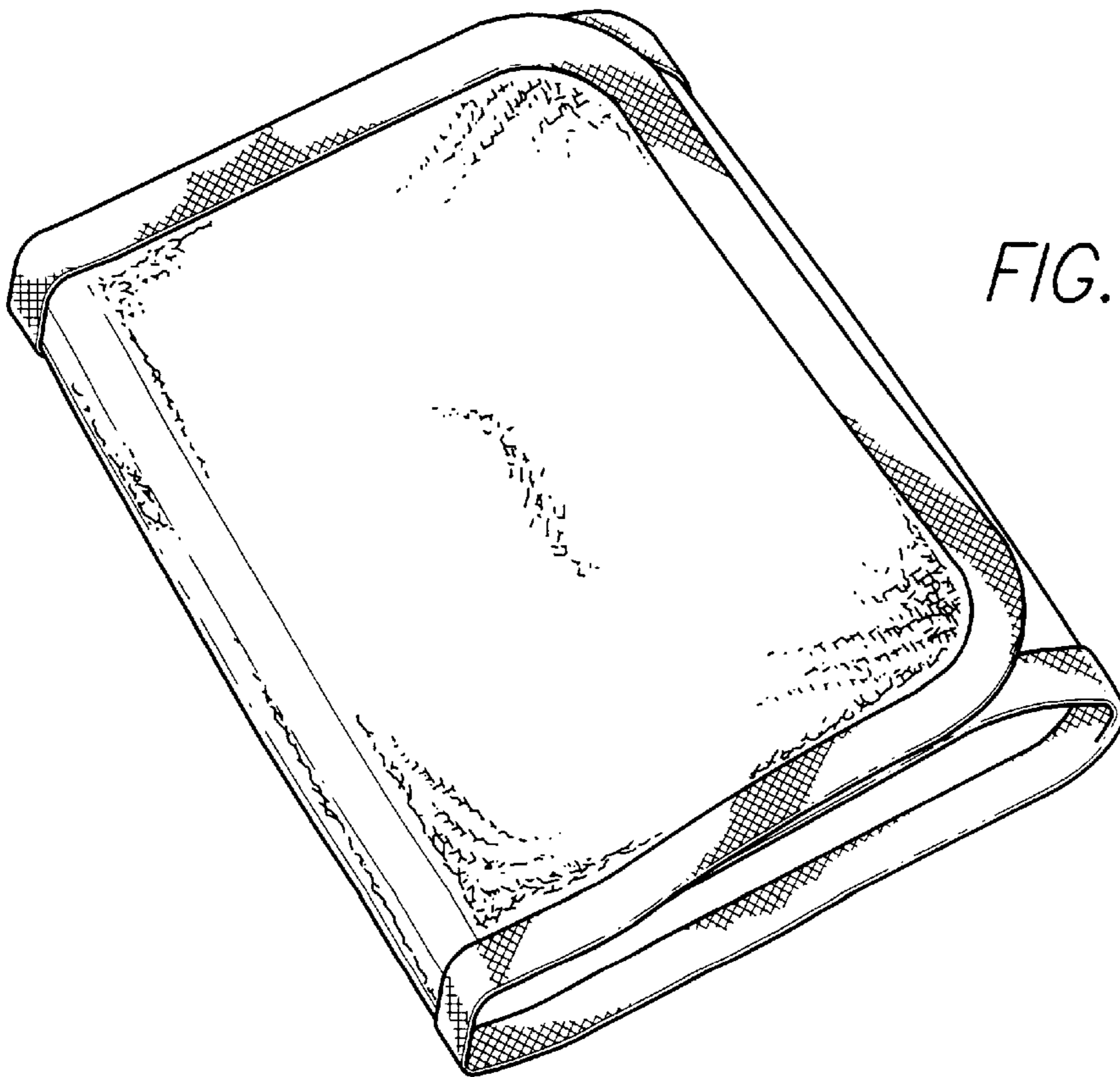


FIG. 2

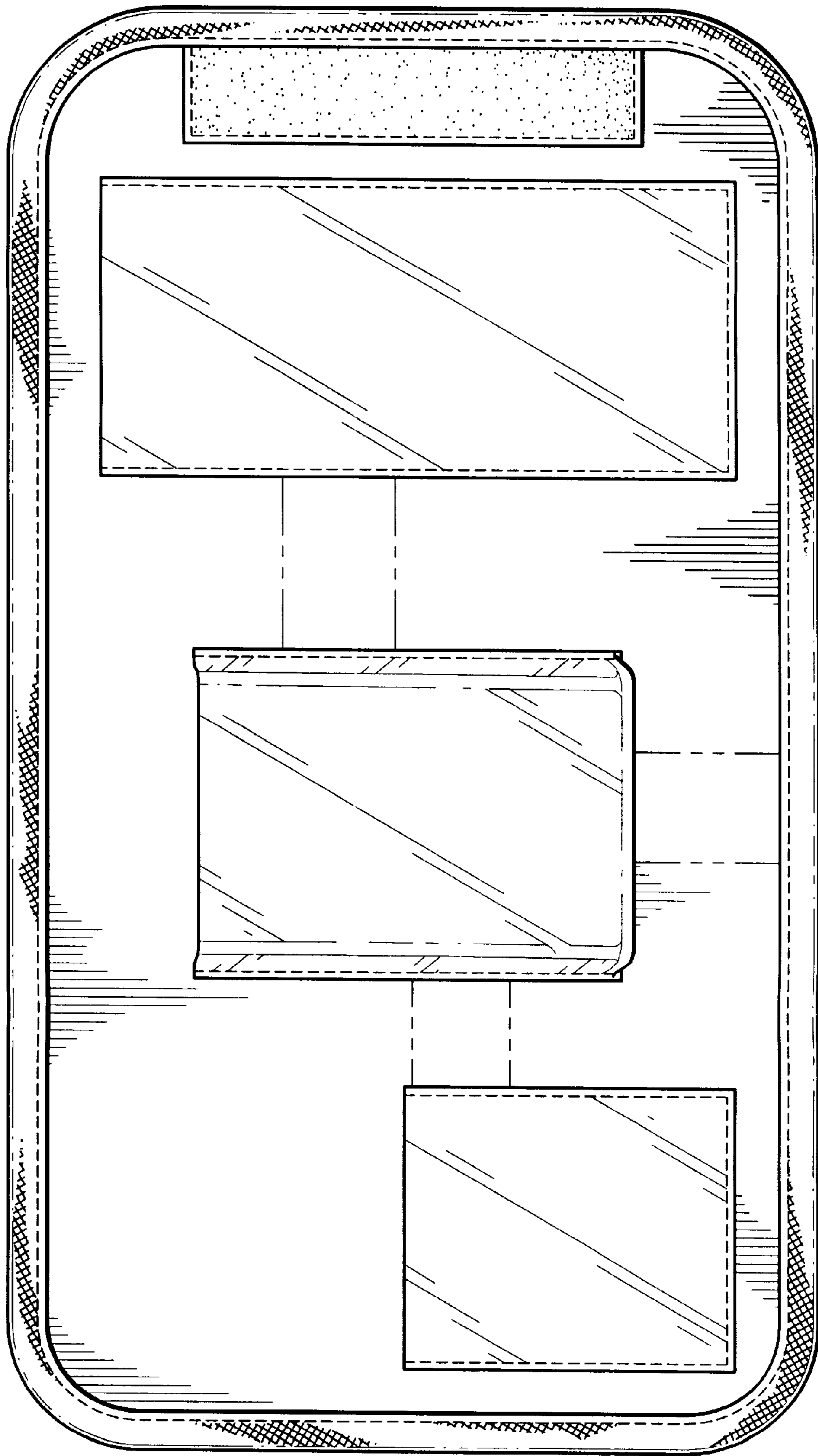


FIG. 3

FIG. 4

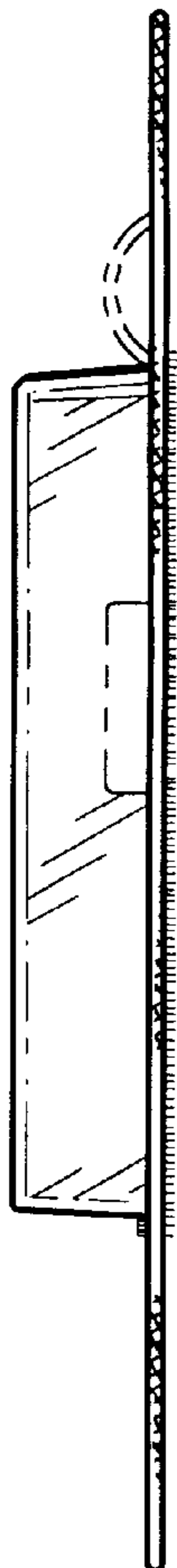


FIG. 5

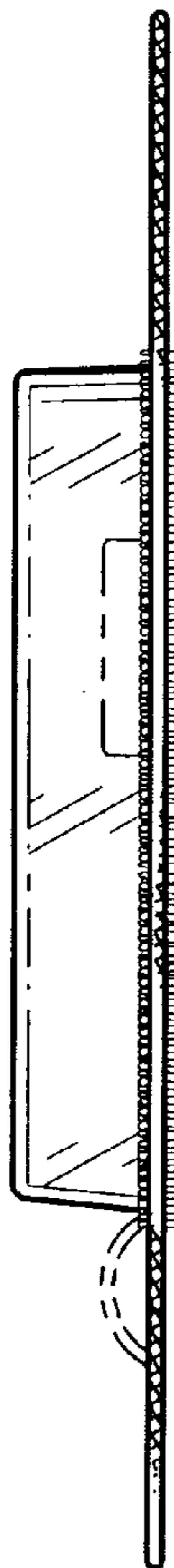


FIG. 6

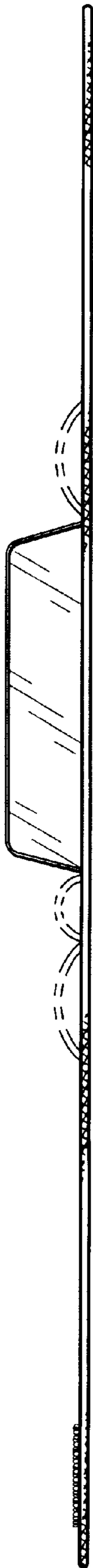


FIG. 7

