



US00D473705S

(12) **United States Design Patent**
Nason

(10) **Patent No.:** **US D473,705 S**
(45) **Date of Patent:** **** Apr. 29, 2003**

- (54) **PORTION OF A SHOE UPPER**
- (75) Inventor: **Mark Nason**, Manhattan Beach, CA (US)
- (73) Assignee: **Skechers U.S.A., Inc. II**, Manhattan Beach, CA (US)
- (**) Term: **14 Years**
- (21) Appl. No.: **29/173,549**
- (22) Filed: **Dec. 31, 2002**

- D271,633 S 12/1983 Casetta
- D272,012 S 1/1984 Trevisani
- D272,294 S 1/1984 Watanabe
- D278,186 S 4/1985 Michaeli
- D278,758 S 5/1985 Michaeli
- D281,116 S 10/1985 Gamm
- D289,102 S 4/1987 Gamm
- D326,763 S 6/1992 Holbrook
- D331,998 S 12/1992 Carder
- D396,140 S 7/1998 Hatfield et al.
- D396,141 S 7/1998 Smith, III
- D396,739 S 8/1998 Pallera
- D402,454 S 12/1998 Kelchak
- D405,950 S 2/1999 Lozano
- D409,366 S 5/1999 Duggan
- D411,246 S 6/1999 Jimenez
- D419,756 S 2/2000 Edwards
- D420,499 S 2/2000 Dolinsky
- D426,372 S 6/2000 Price
- D449,426 S 10/2001 Pollastrelli
- D456,597 S 5/2002 Adams
- D457,297 S 5/2002 Adams
- D467,714 S * 12/2002 Wilson D2/969

Related U.S. Application Data

- (62) Division of application No. 29/169,233, filed on Oct. 16, 2002.
- (51) **LOC (7) Cl.** **02-99**
- (52) **U.S. Cl.** **D2/972**
- (58) **Field of Search** D2/896, 902, 907, D2/943, 944, 946, 969, 972-974; 36/45, 50.1, 51, 77 M, 77 R, 83, 88, 113, 114, 126-130

References Cited

U.S. PATENT DOCUMENTS

- D96,567 S 4/1935 Wagman
- D98,241 S 1/1936 Ebling
- D114,918 S 4/1939 Cairns
- D167,502 S 5/1952 Diamant
- D188,037 S 5/1960 Dassler
- D220,464 S 4/1971 Hayashi
- D229,251 S 11/1973 Askew
- D233,805 S 12/1974 Kubo
- D237,426 S 11/1975 Thornberry
- D238,983 S 3/1976 Senter
- D239,342 S 3/1976 Dassler
- D239,983 S 5/1976 Senter
- D240,371 S 7/1976 Shelly
- D245,293 S 8/1977 Krome
- D248,513 S 7/1978 Soler
- D257,074 S 9/1980 Gucci

* cited by examiner

Primary Examiner—Dominic Simone
(74) *Attorney, Agent, or Firm*—Marshall A. Lerner, Esq.; Finn T. Simmens, Esq.; Kleinberg & Lerner, LLP

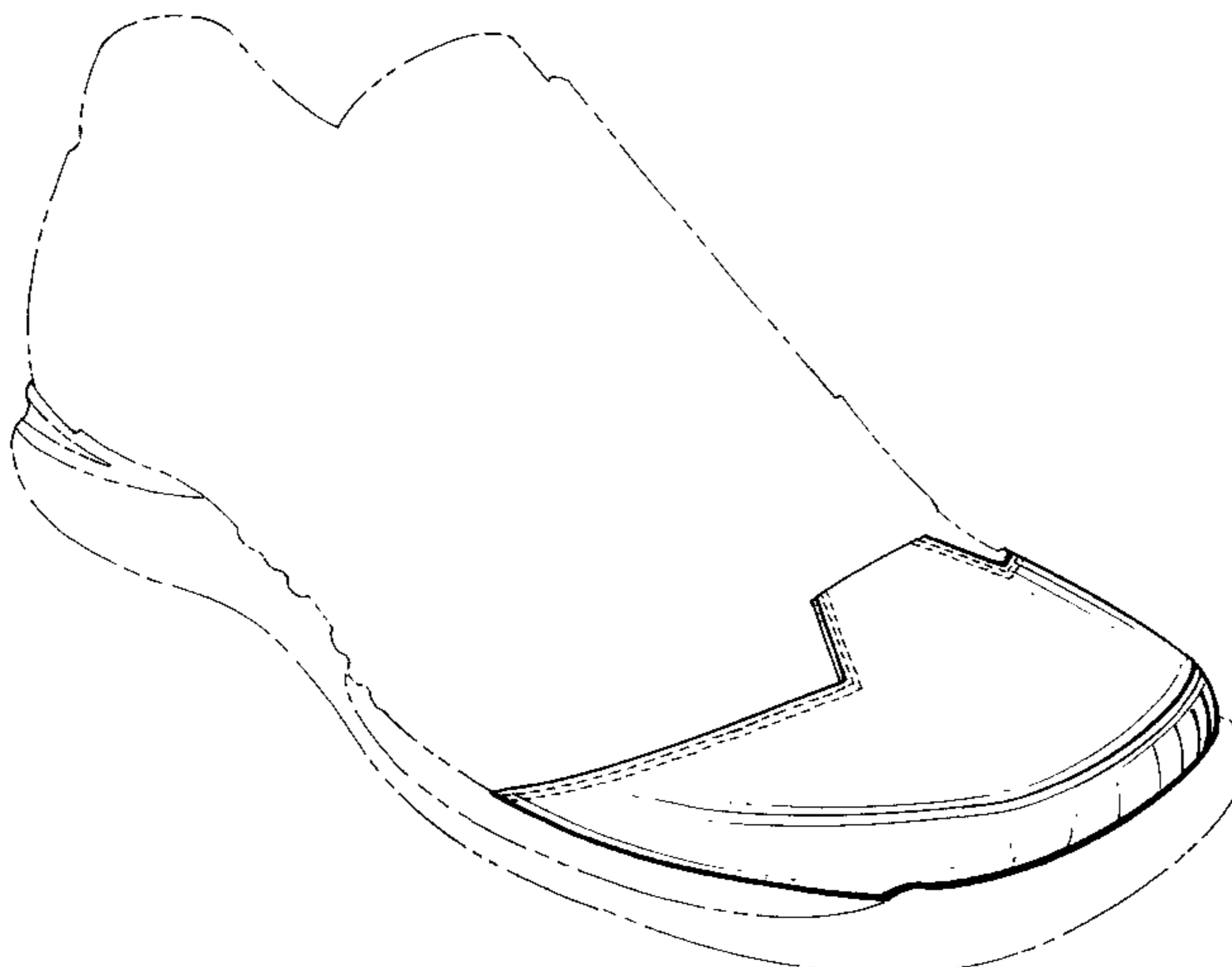
(57) **CLAIM**

The ornamental design for a portion of a shoe upper, as shown and described.

DESCRIPTION

FIG. 1 is a perspective view of the portion of a shoe upper showing my new design;
FIG. 2 is a top plan view thereof;
FIG. 3 is a left side elevational view thereof;
FIG. 4 is a right side elevational view thereof; and,
FIG. 5 is a front elevational view thereof.
The broken lines in the figures are for illustrative purposes only and form no part of the claimed design.

1 Claim, 5 Drawing Sheets



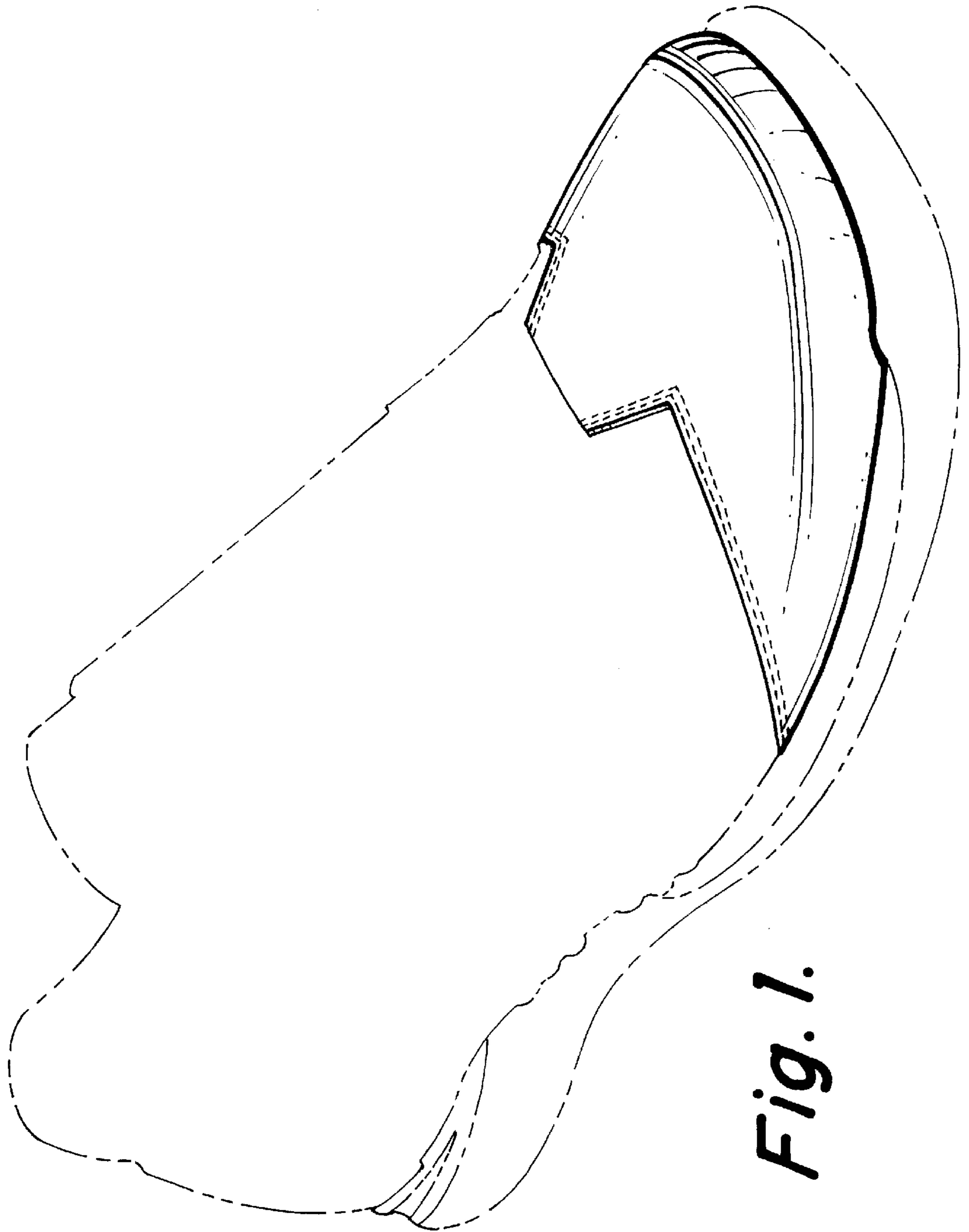


Fig. 1.

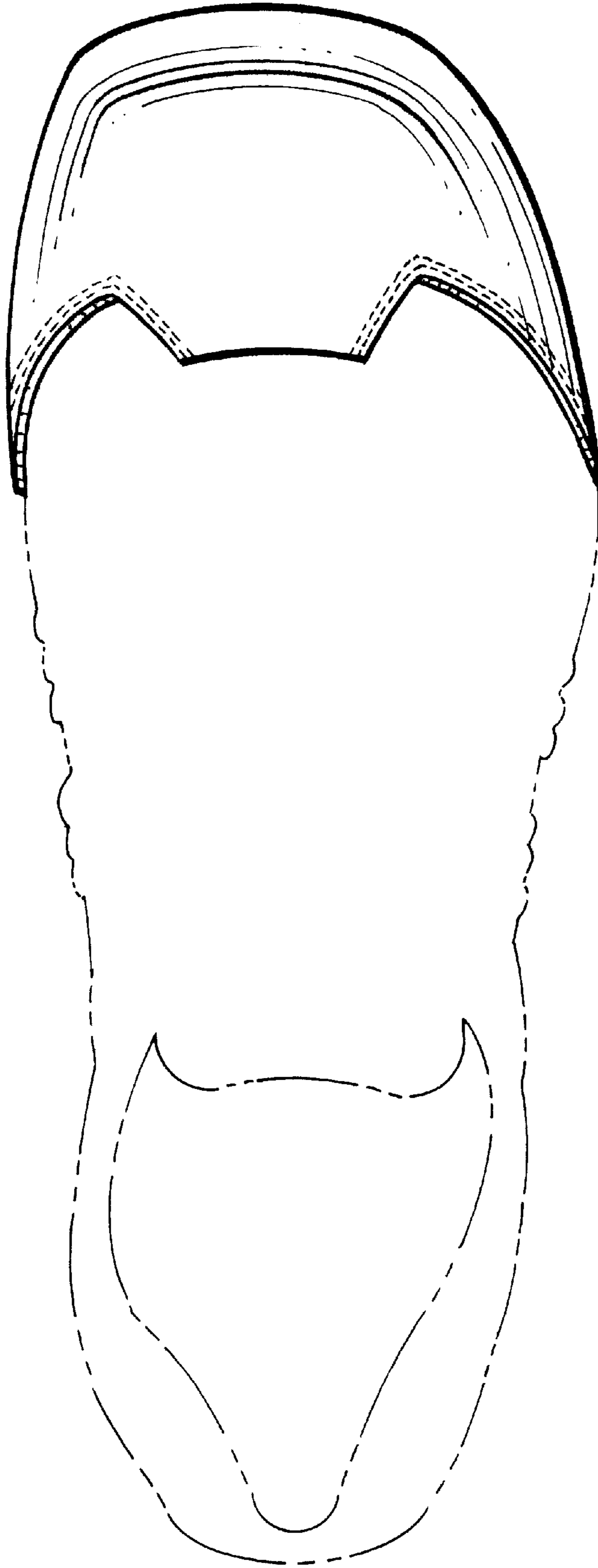


Fig. 2.



Fig. 3.



Fig. 4.

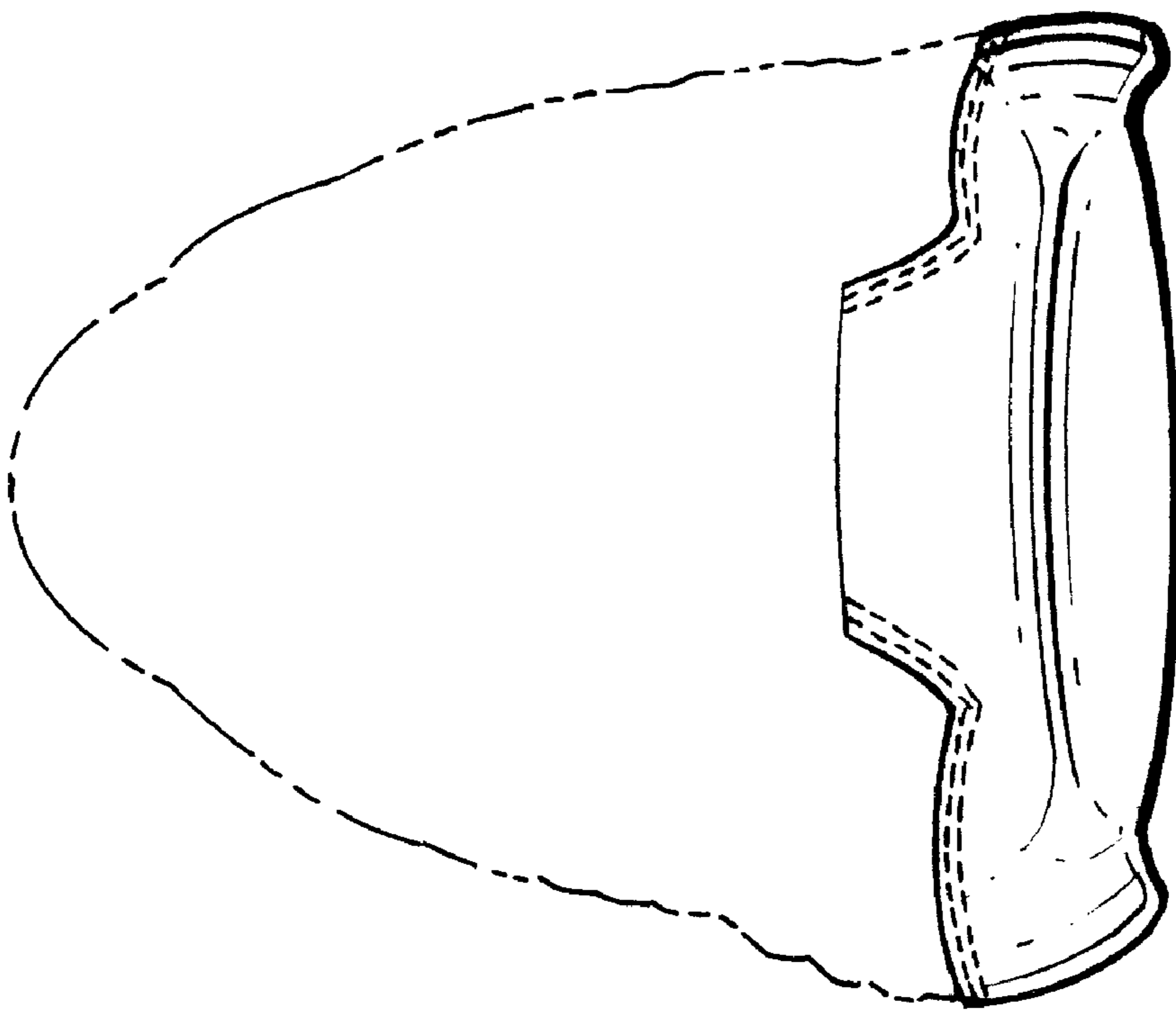


Fig. 5.