



US00D473704S

(12) **United States Design Patent**
Wilson

(10) **Patent No.:** **US D473,704 S**

(45) **Date of Patent:** **** Apr. 29, 2003**

(54) **PORTION OF A SHOE UPPER**

(75) Inventor: **Ralph Davis Wilson**, Torrance, CA (US)

(73) Assignee: **Skechers U.S.A., Inc. II**, Manhattan Beach, CA (US)

(**) Term: **14 Years**

(21) Appl. No.: **29/168,565**

(22) Filed: **Oct. 4, 2002**

Related U.S. Application Data

(62) Division of application No. 29/144,463, filed on Jul. 3, 2001, which is a division of application No. 29/128,364, filed on Aug. 23, 2000, now Pat. No. Des. 444,622.

(51) **LOC (7) Cl.** **02-99**

(52) **U.S. Cl.** **D2/972**

(58) **Field of Search** D2/896, 902, 907, D2/943, 944, 946, 969, 972, 973; 36/45, 50.1, 51, 77 M, 77 R, 83, 88, 113, 114, 126-130

(56) **References Cited**

U.S. PATENT DOCUMENTS

3,284,931 A	11/1966	Dassler	
D238,723 S	2/1976	Dassler	
D248,513 S	7/1978	Soler	
4,169,324 A	* 10/1979	Gibbs	36/83
4,314,413 A	2/1982	Dassler	
D263,643 S	4/1982	Vermonet	
D265,015 S	6/1982	Higgins	
D272,012 S	1/1984	Trevisani	
D273,632 S	5/1984	Ueda	
D276,569 S	12/1984	Kohno	
D279,620 S	7/1985	Ueda	
D287,782 S	1/1987	Palacio	
4,651,447 A	3/1987	Sullivan	
4,670,998 A	6/1987	Pasternak	
D293,970 S	2/1988	Brown et al.	
D296,836 S	7/1988	Brown et al.	
D299,181 S	1/1989	Harken et al.	

4,949,476 A	8/1990	Anderie
D362,333 S	9/1995	Teague
D365,199 S	12/1995	Avar
D368,578 S	4/1996	Smith
D383,596 S	9/1997	Hatfield
D386,898 S	12/1997	Van Noy
D387,194 S	12/1997	Serna
D391,068 S	2/1998	Aveni et al.
D392,456 S	3/1998	Yun
D393,353 S	4/1998	Lozano
D396,739 S	8/1998	Pallera
D397,841 S	9/1998	Munns
D398,142 S	9/1998	Benoit
D402,454 S	12/1998	Kelchak
D402,456 S	12/1998	Greenberg
D403,849 S	1/1999	Greenberg
D405,600 S	2/1999	Hamel
D410,326 S	6/1999	Duclos
D410,691 S	6/1999	Boyer
D412,612 S	8/1999	Boyer
D418,283 S	1/2000	Akhidime
D420,783 S	2/2000	Brady et al.
D421,176 S	2/2000	Matis et al.

(List continued on next page.)

Primary Examiner—Dominic Simone

(74) *Attorney, Agent, or Firm*—Marshall A. Lerner, Esq.; Finn T. Simmensens, Esq.; Kleinberg & Lerner, LLP

(57) **CLAIM**

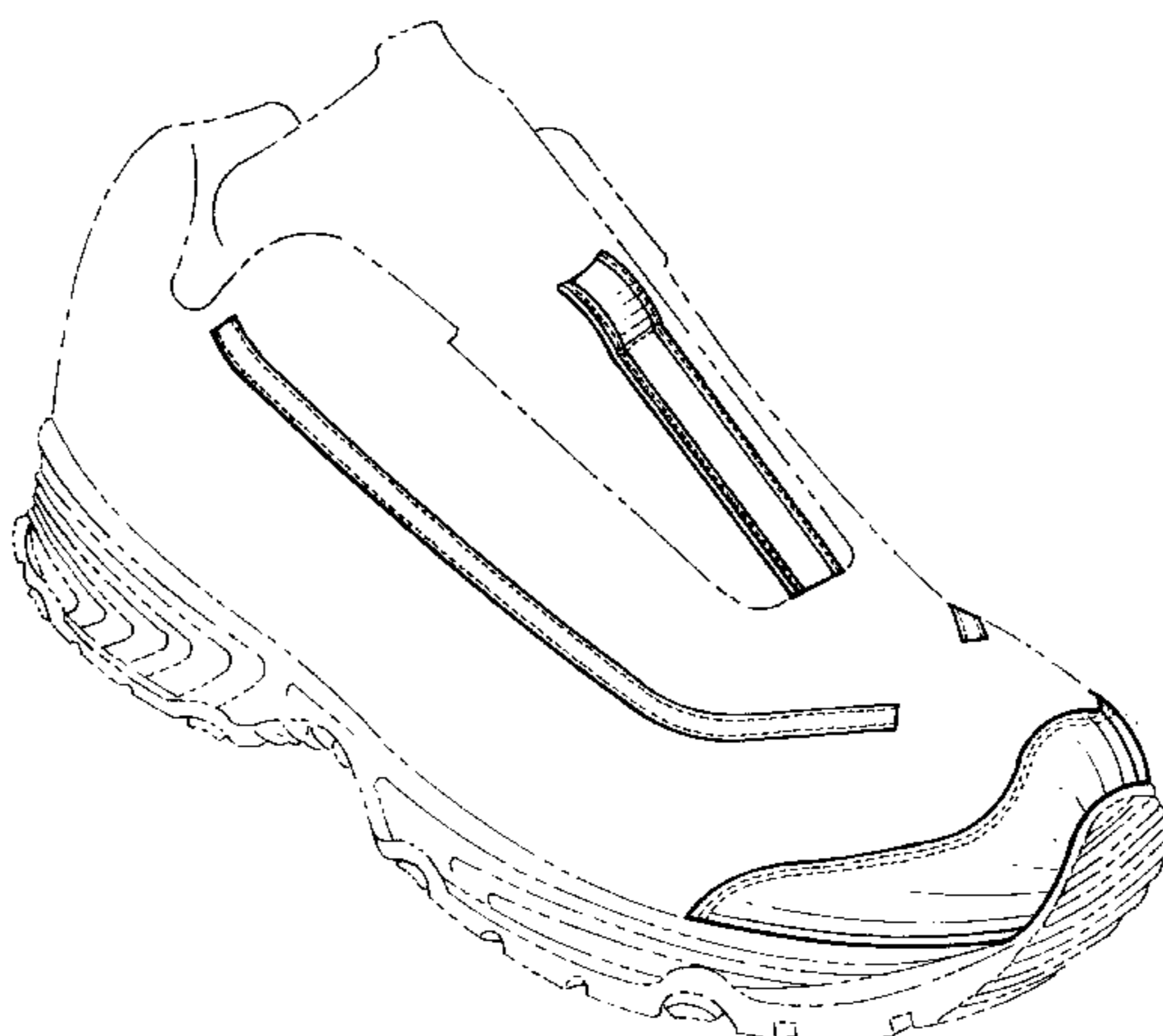
The ornamental design for a portion of a shoe upper, as shown and described.

DESCRIPTION

FIG. 1 is a perspective view of the front, left and top of a shoe upper showing my new design; FIG. 2 is a top plain elevational view thereof; FIG. 3 is a left side view thereof; FIG. 4 is a right side elevational view thereof; and, FIG. 5 is a front elevational view thereof.

The broken line showing the sole in the figures is for illustrative purposes only and forms no part of the claimed design.

1 Claim, 3 Drawing Sheets



US D473,704 S

Page 2

U.S. PATENT DOCUMENTS

D430,724 S	9/2000	Matis et al.	D444,624 S	7/2001	Wilson	
D432,773 S	10/2000	Debiase	D444,937 S	7/2001	Wilson	
D435,162 S	12/2000	Wilson	D448,550 S	10/2001	Yang	
D436,720 S	1/2001	Debiase	D452,366 S	12/2001	Wilson	
D438,696 S	3/2001	Haas	D455,250 S	4/2002	Wilson	
D441,417 S	5/2001	Wilson	D457,297 S	* 5/2002	Adams D2/969
D444,622 S	7/2001	Wilson				

* cited by examiner

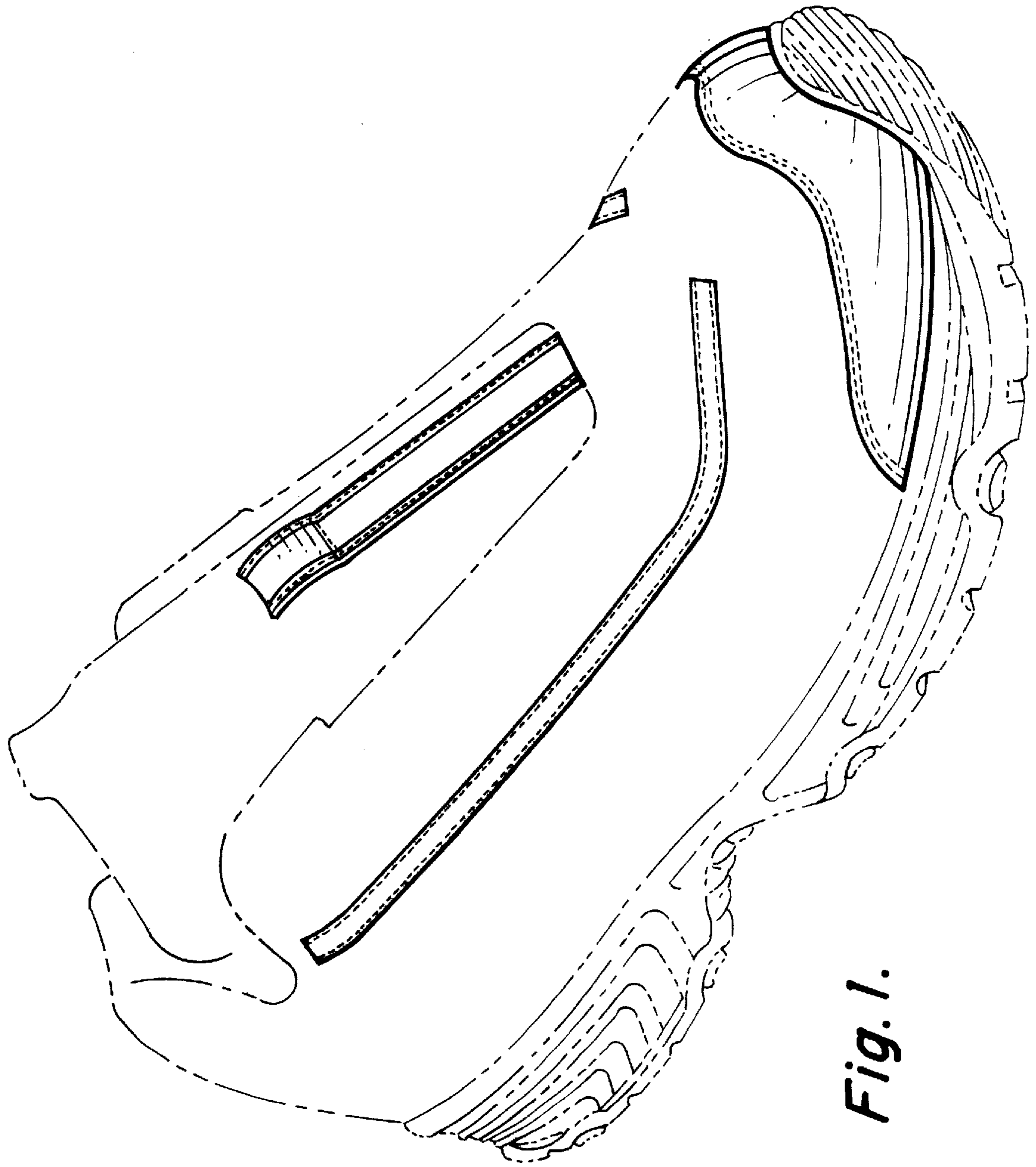


Fig. 1.

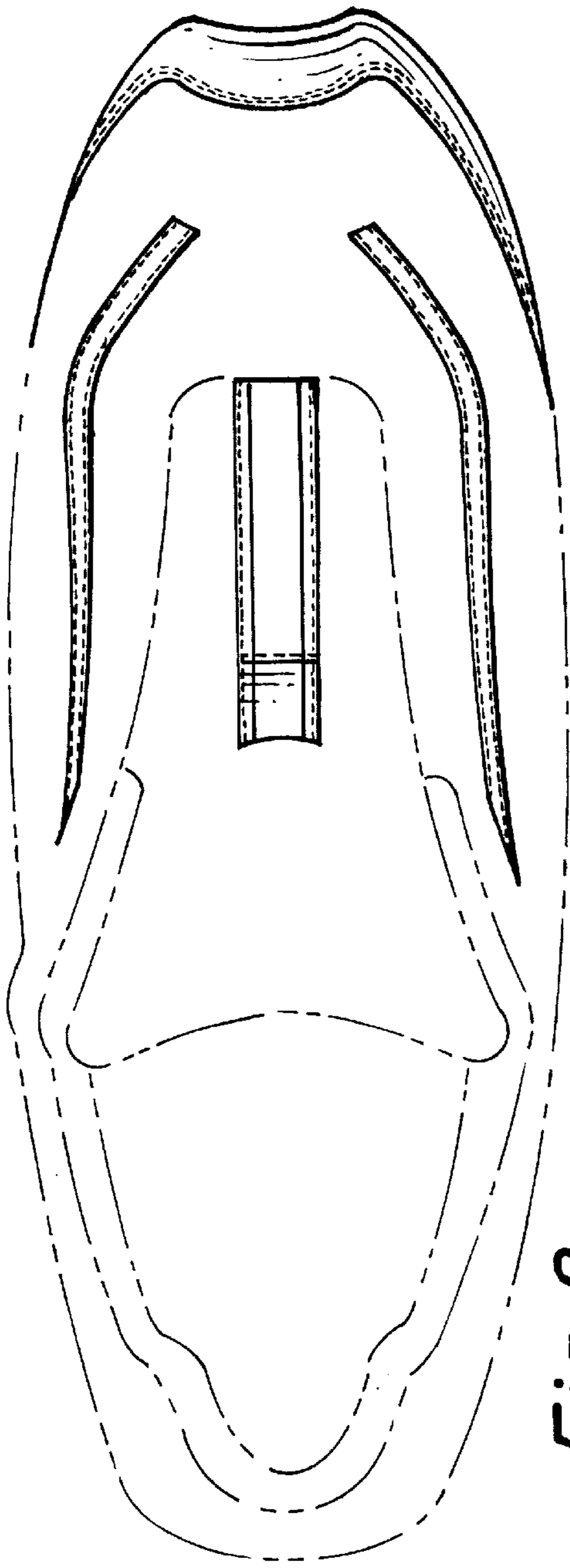


Fig. 2.

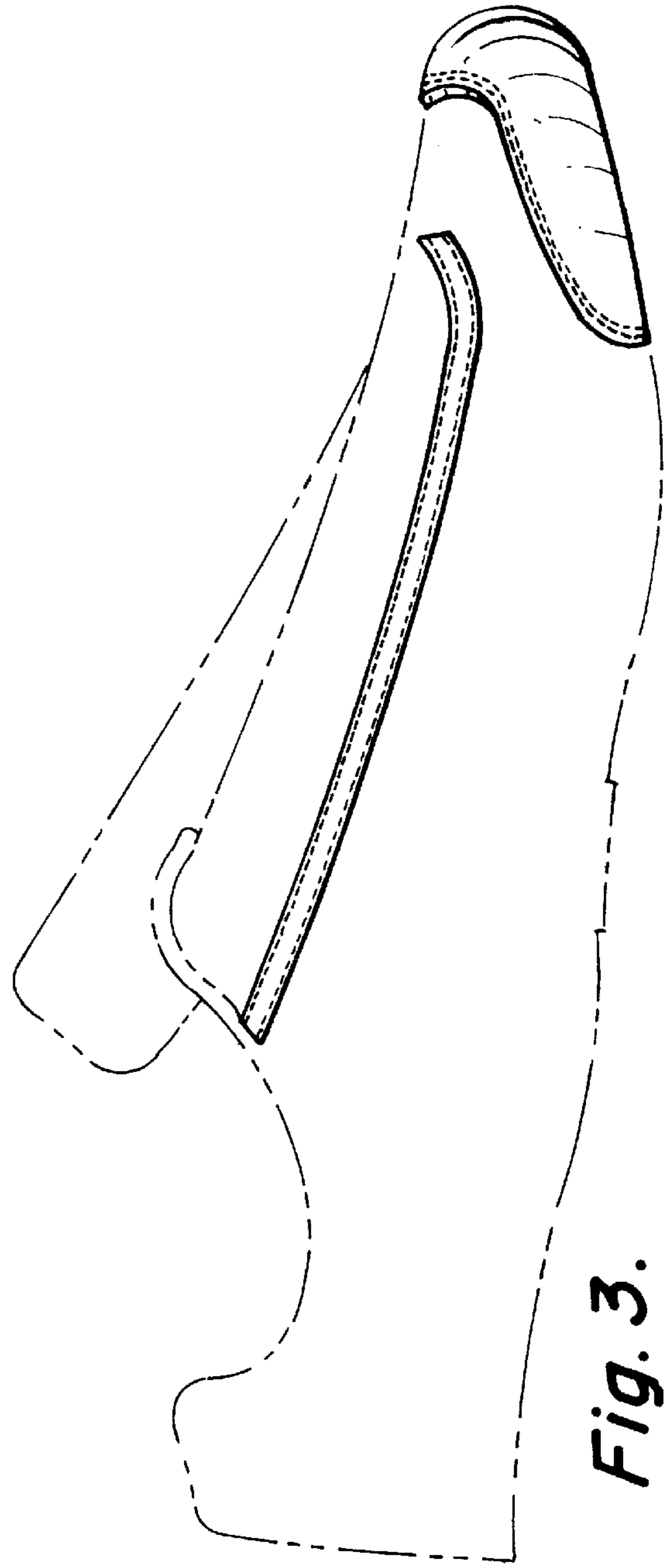


Fig. 3.

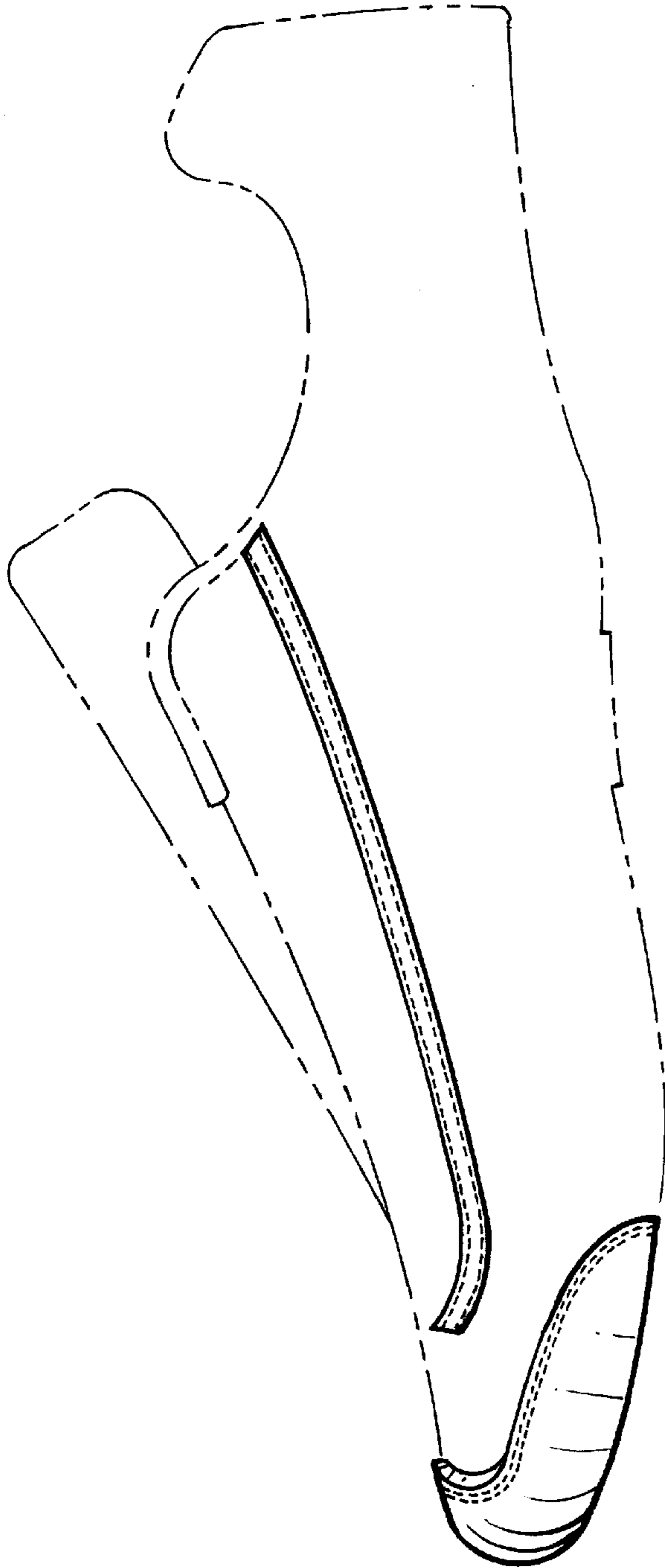


Fig. 4.

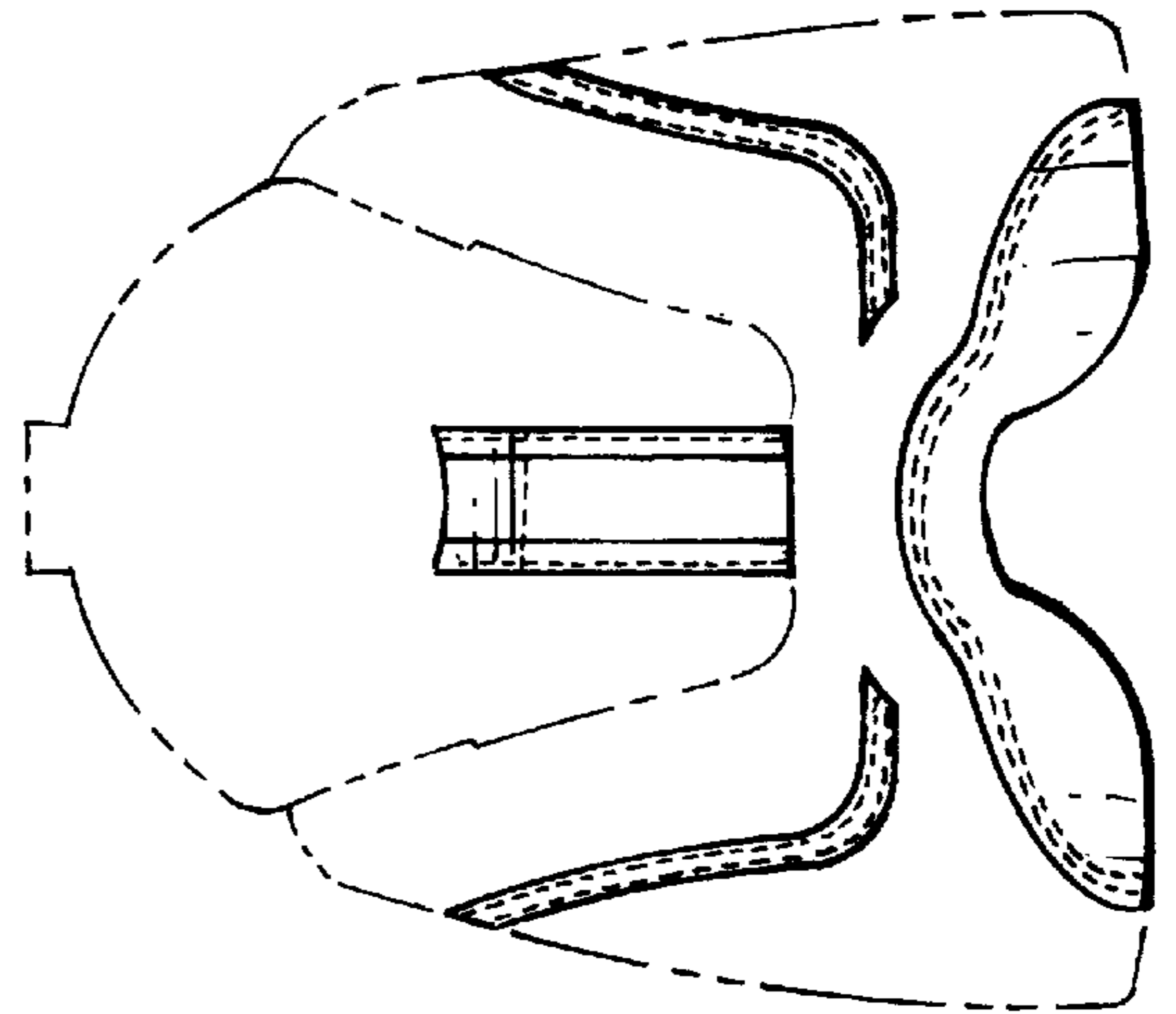


Fig. 5.