



US00D473701S

(12) **United States Design Patent**
Adreliunas et al.

(10) **Patent No.:** **US D473,701 S**
(45) **Date of Patent:** **** Apr. 29, 2003**

(54) **SHOE UPPER**

(75) Inventors: **John P. Adreliunas**, Newburyport, MA (US); **Kevin J. Crowley**, Merrimac, MA (US)

(73) Assignee: **The Timberland Company**, Stratham, NH (US)

(**) Term: **14 Years**

(21) Appl. No.: **29/157,361**

(22) Filed: **Mar. 18, 2002**

(51) **LOC (7) Cl.** **02-99**

(52) **U.S. Cl.** **D2/969; D2/943; D2/973**

(58) **Field of Search** D2/896, 902, 907,
D2/909-912, 943, 944, 946, 969, 972-974;
36/45, 50.1, 51, 77 M, 77 R, 83, 88, 113,
114, 126-130

(56) **References Cited**

U.S. PATENT DOCUMENTS

| | | | | | |
|-------------|---|---------|------------------|-------|----------|
| D10,384 S | * | 12/1877 | Pienovi | | D2/910 |
| 343,047 A | * | 6/1886 | Maurer | | 36/45 |
| D23,234 S | * | 5/1894 | Nathan | | D2/910 |
| 1,139,197 A | * | 5/1915 | Llewellyn et al. | | D2/912 X |
| D71,452 S | * | 11/1926 | Bott et al. | | D2/912 |
| 1,670,468 A | * | 5/1928 | Martin et al. | | 36/50.1 |
| D155,783 S | * | 11/1949 | Crowley | | D2/902 |
| D172,742 S | * | 8/1954 | Doherty | | D2/911 |
| D346,059 S | * | 4/1994 | Schnee | | D2/911 |
| 5,384,971 A | * | 1/1995 | Ferry | | 36/50.1 |

OTHER PUBLICATIONS

<http://www.llbean.com/products/mens/18643/images/L18643.jpg>.

http://www.llbean.com/products/sporting_gear_apparel/31178/images/L31178_Tan_Brown.jpg.

http://www.llbean.com/webapp/wcs/stores/servlet/Larger-View?prodImagePath=/products/sporting_gear_apparel/20949/images/.

http://www.llbean.com/products/sporting_gear_apparel/23339/images/L23339.jpg.

* cited by examiner

Primary Examiner—Dominic Simone

(74) *Attorney, Agent, or Firm*—Ropes & Gray

(57) **CLAIM**

An ornamental design for a shoe upper, as shown and described.

DESCRIPTION

FIG. 1 is a perspective view of a shoe upper;

FIG. 2 is a side view of the design from an outside edge of the shoe;

FIG. 3 is a side view of the design from an inside edge of the shoe;

FIG. 4 is a top view of the design;

FIG. 5 is a front view of the design; and,

FIG. 6 is a back view of the design.

The phantom lines showing portions of a shoe in FIGS. 1-6 are for illustrative purposes only and form no part of the claimed design.

1 Claim, 5 Drawing Sheets



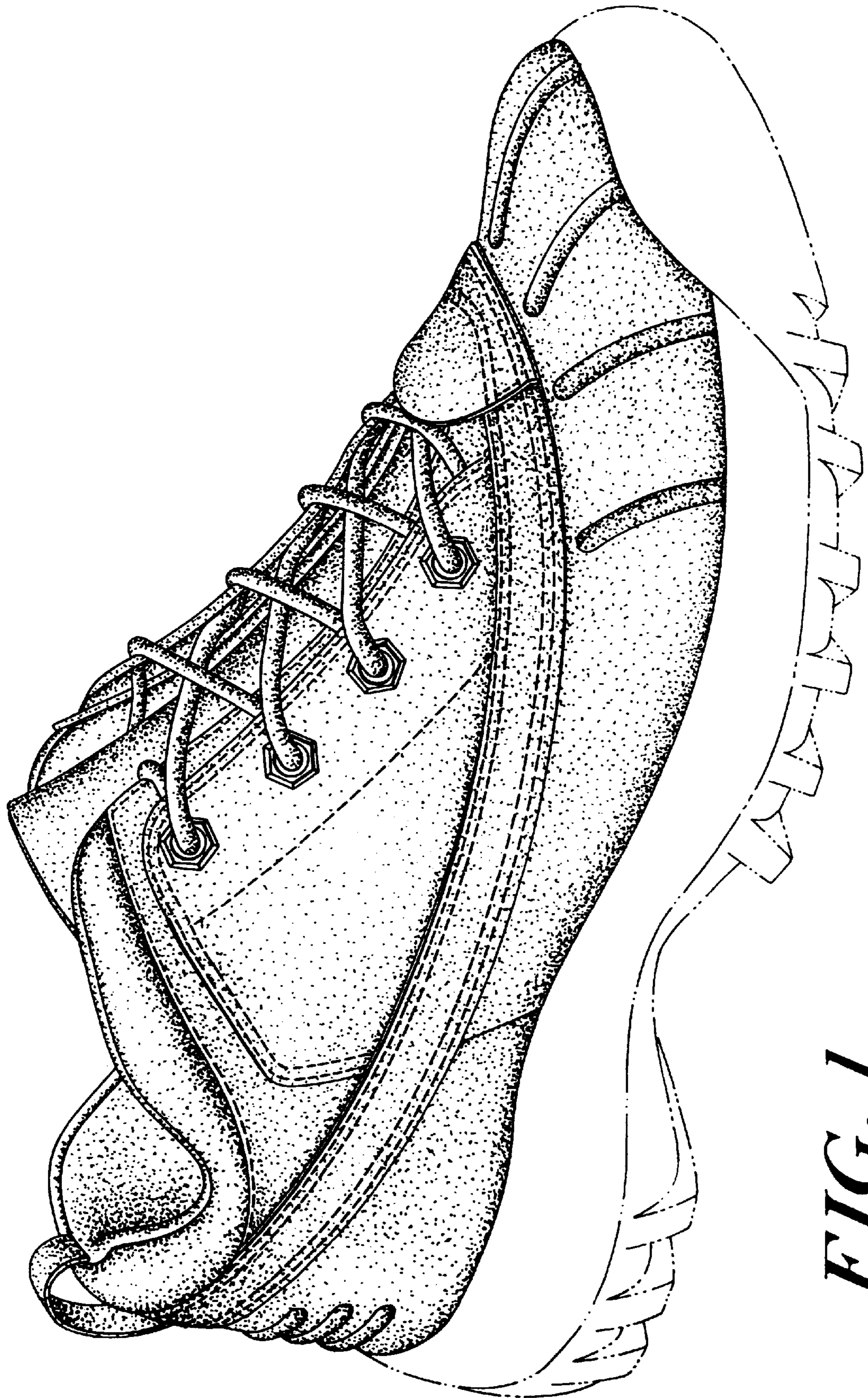


FIG. 1

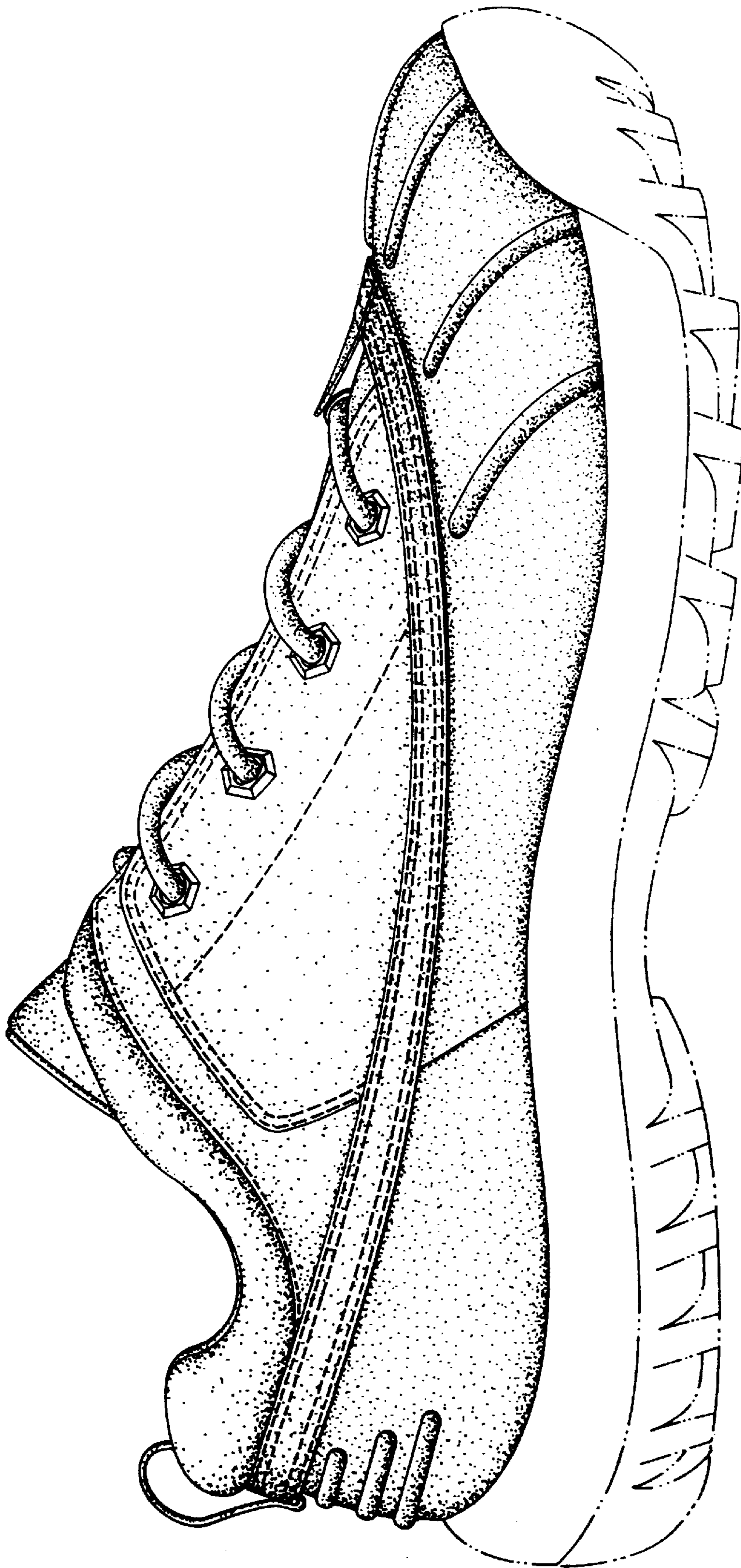


FIG. 2

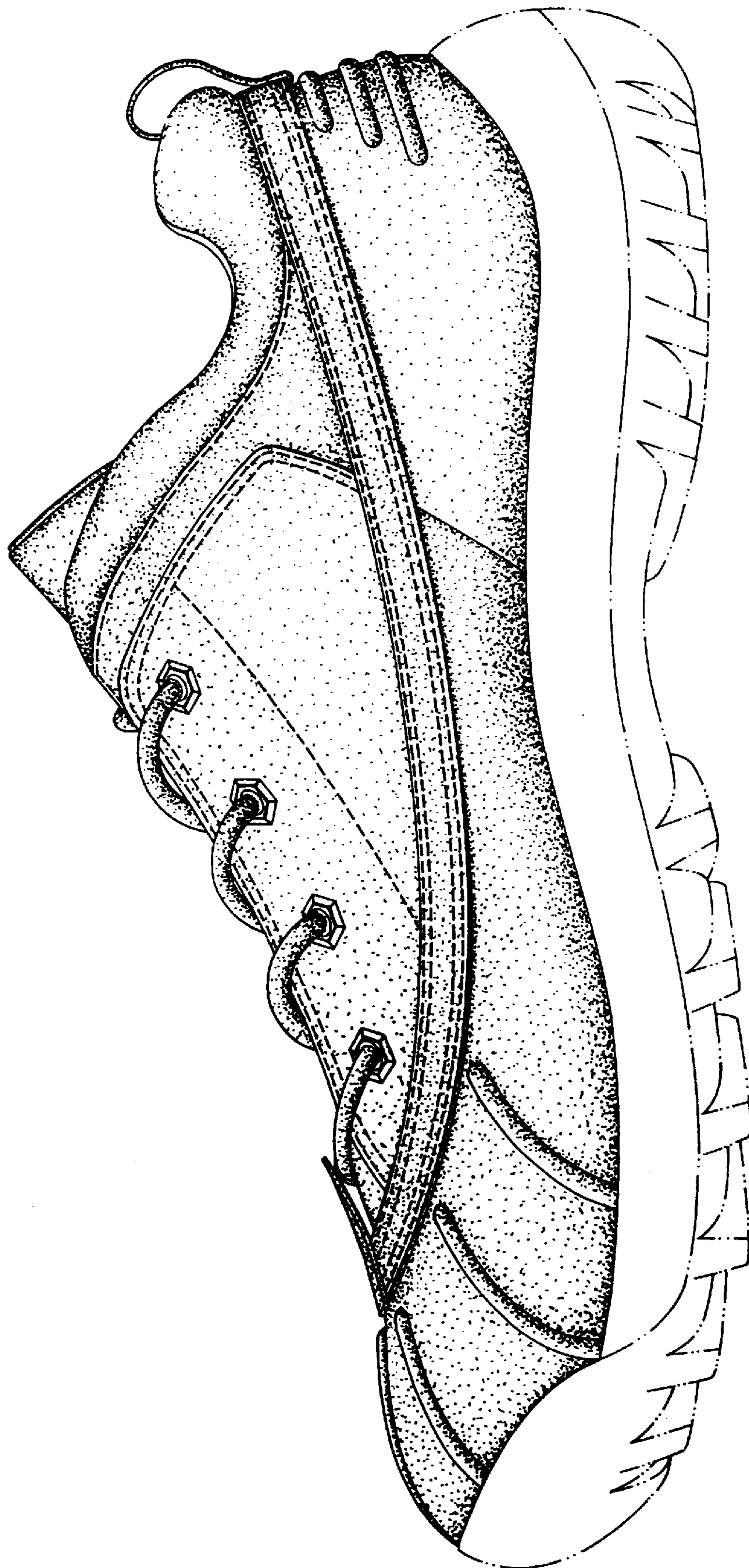


FIG. 3

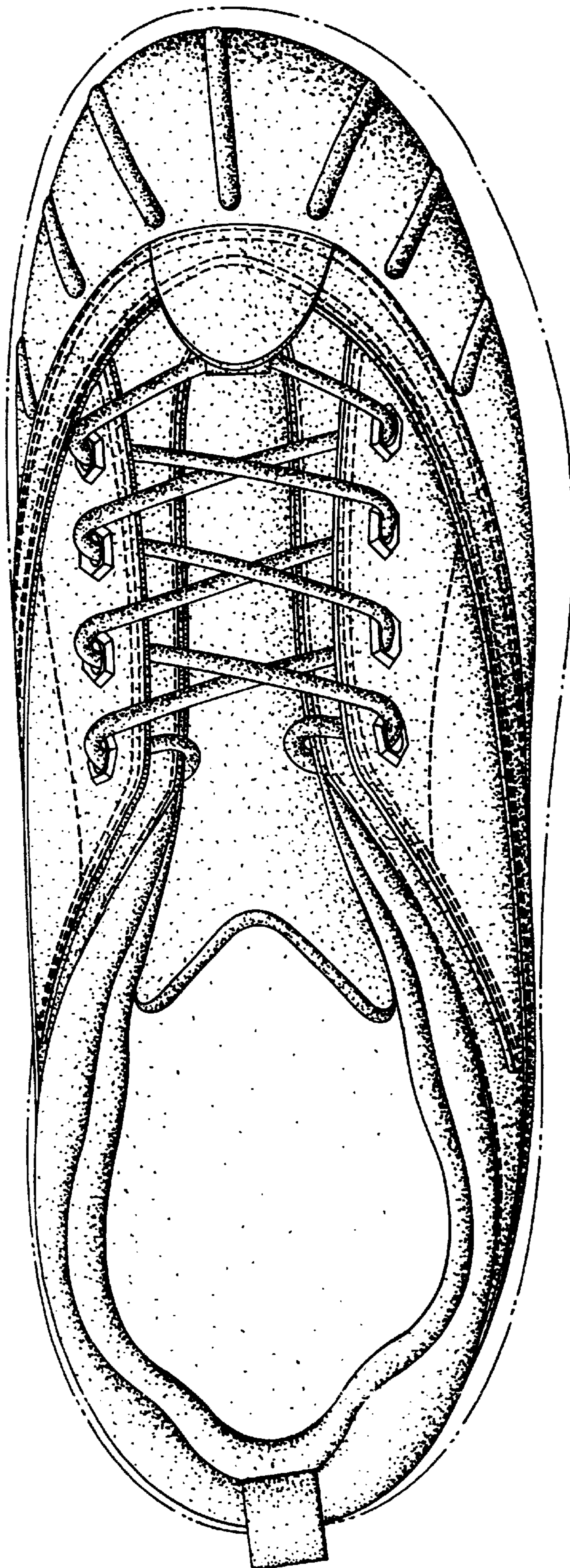


FIG. 4

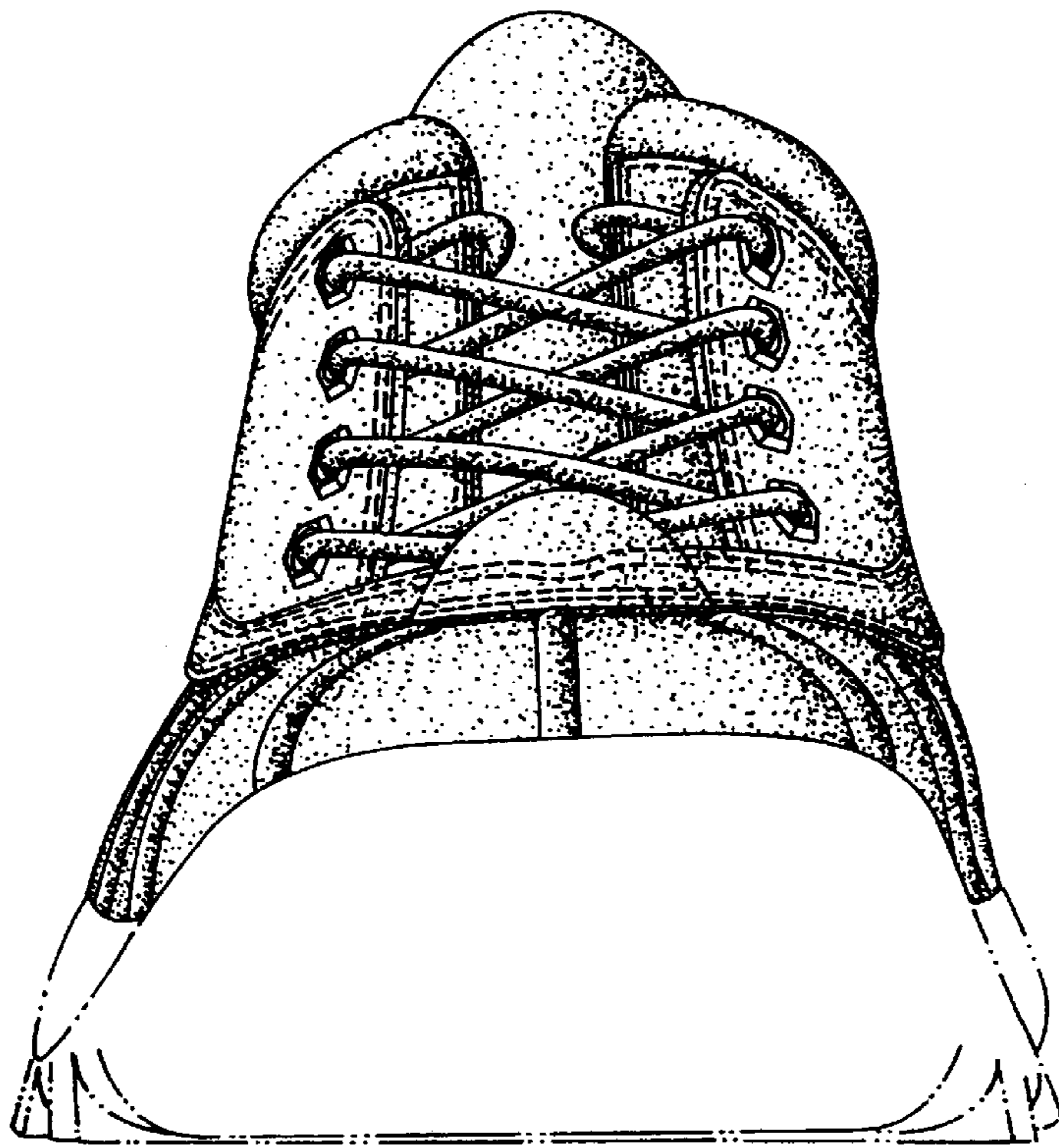


FIG. 5

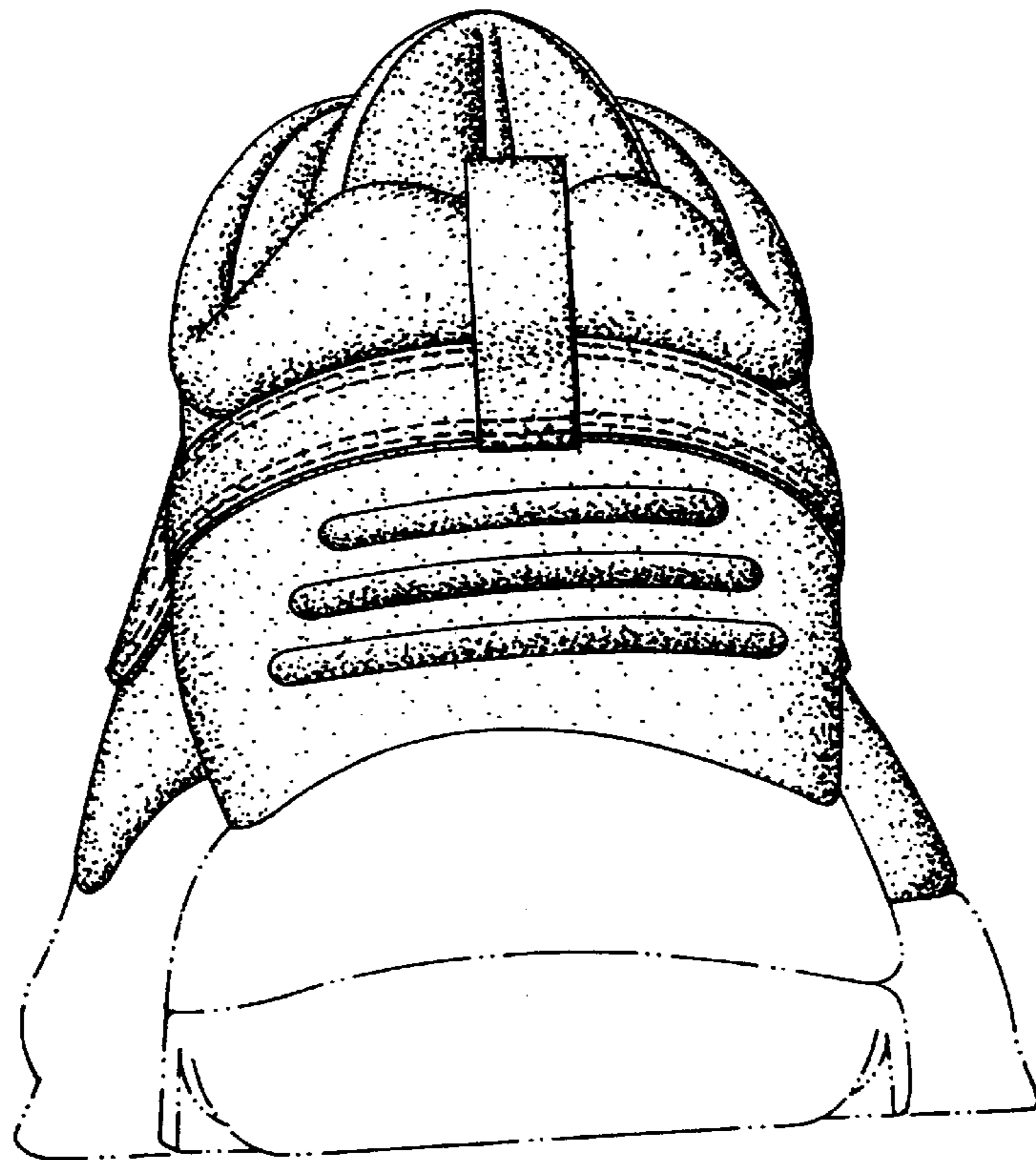


FIG. 6