



US00D473699S

(12) **United States Design Patent**
Savoie

(10) **Patent No.:** **US D473,699 S**

(45) **Date of Patent:** **** *Apr. 29, 2003**

(54) **CLEAT FOR FOOTWEAR**

(75) Inventor: **Armand J. Savoie**, Gardner, MA (US)

(73) Assignee: **MacNeill Engineering Company, Inc.**,
Marlborough, MA (US)

(*) Notice: This patent is subject to a terminal disclaimer.

(**) Term: **14 Years**

(21) Appl. No.: **29/128,380**

(22) Filed: **Aug. 23, 2000**

(51) **LOC (7) Cl.** **02-04**

(52) **U.S. Cl.** **D2/962**

(58) **Field of Search** D2/962, 906; 36/127,
36/134, 67 R, 67 A, 67 B, 67 C, 59 A,
59 B, 59 R, 61, 62, 64, 65, 66

(56) **References Cited**

U.S. PATENT DOCUMENTS

D375,192 S	*	11/1996	Bathum	D2/962
D389,299 S	*	1/1998	McMullin	D2/962
D392,451 S	*	3/1998	Collins et al.	D2/962
5,794,367 A	*	8/1998	Carroll	36/134
D401,046 S	*	11/1998	McMullin	D2/962
D404,192 S	*	1/1999	McMullin	D2/962
D406,447 S	*	3/1999	Ronci	D2/962

D407,839 S	*	4/1999	McMullin	D2/962
D408,122 S	*	4/1999	McMullin	D2/962
5,940,993 A	*	8/1999	Ronci	36/134
D415,340 S	*	10/1999	McMullin	D2/962
5,964,048 A	*	10/1999	Shieh	36/134
6,009,640 A	*	1/2000	Deacon et al.	36/134
6,023,860 A	*	2/2000	McMullin	36/134
6,052,923 A	*	4/2000	McMullin	36/134
D432,770 S	*	10/2000	Breault et al.	D2/962
D436,248 S	*	1/2001	Peabody	D2/962
D439,397 S	*	3/2001	Shieh	D2/962
6,233,850 B1	*	5/2001	Peabody	36/134

* cited by examiner

Primary Examiner—Louis S. Zarfaz

Assistant Examiner—Gregory Andoll

(74) *Attorney, Agent, or Firm*—Bromberg & Sunstein LLP

(57) **CLAIM**

The ornamental design for a cleat for footwear, as shown and described.

DESCRIPTION

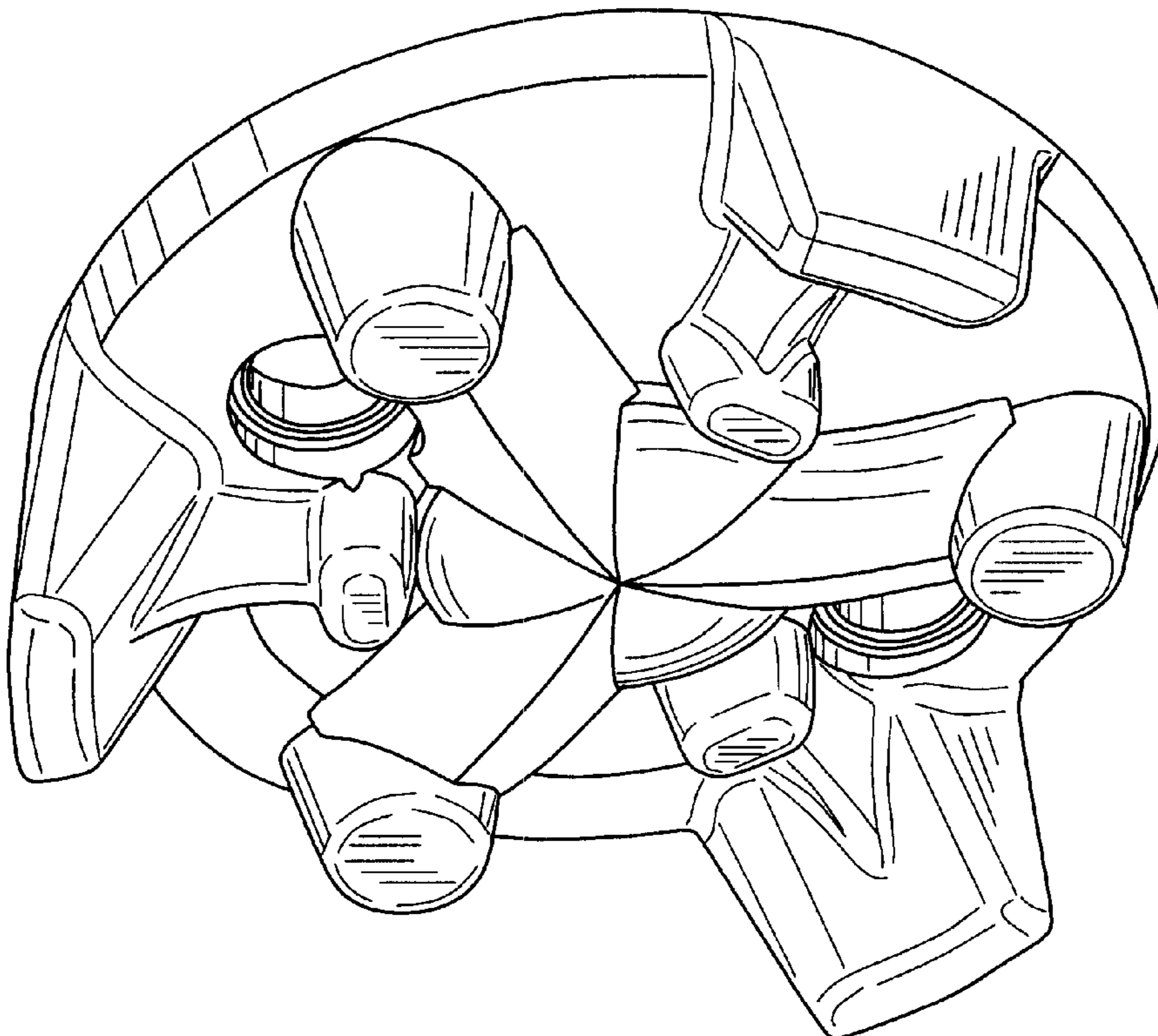
FIG. 1 is a bottom perspective view of a cleat for footwear, showing my new design;

FIG. 2 is a side view of the cleat of FIG. 1; and,

FIG. 3 is a bottom plan view of the cleat of FIG. 1.

The broken lines in FIG. 2 are for illustrative purposes only and form no part of the claimed design.

1 Claim, 2 Drawing Sheets






FIG. 1

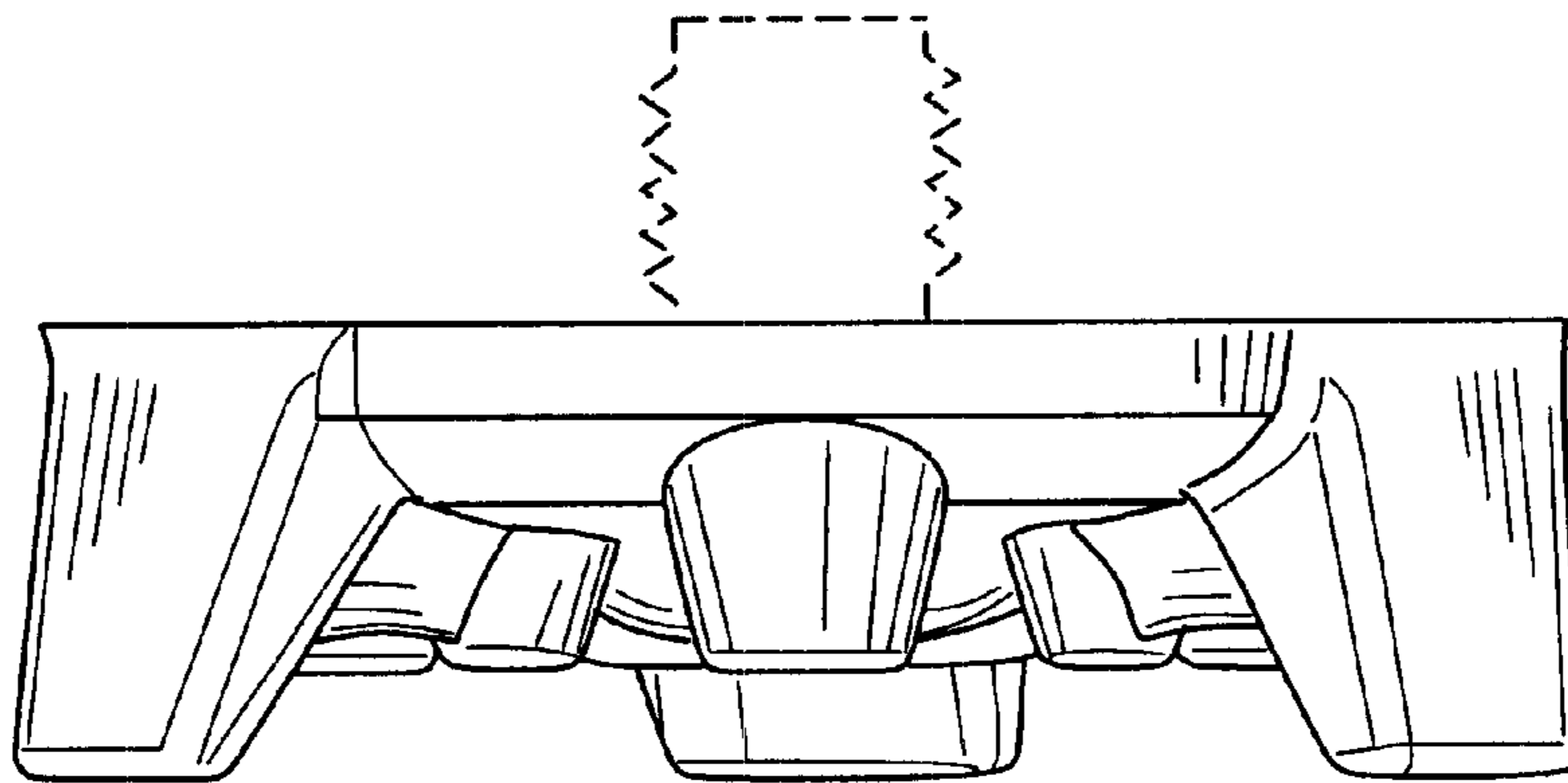


FIG. 2




FIG. 3