



US00D473698S

(12) **United States Design Patent**
St-Louis

(10) **Patent No.:** **US D473,698 S**

(45) **Date of Patent:** **** Apr. 29, 2003**

(54) **SOLE FOR FOOTWEAR**

D456,982 S * 5/2002 Rogers D2/957

(75) Inventor: **Julie St-Louis**, Boulder, CO (US)

* cited by examiner

(73) Assignee: **Salomon S.A.**, Metz-Tessy (FR)

Primary Examiner—Celia Murphy
(74) *Attorney, Agent, or Firm*—Greenblum & Bernstein, P.L.C.

(**) Term: **14 Years**

(21) Appl. No.: **29/159,327**

(57) **CLAIM**

(22) Filed: **Apr. 19, 2002**

I claim the ornamental design for a sole for footwear, as shown and described.

(51) **LOC (7) Cl.** **02-04**

DESCRIPTION

(52) **U.S. Cl.** **D2/957; D2/953**

(58) **Field of Search** D2/897, 902, 908, D2/909, 914, 946–948, 951–962, 967, 972, 977; 36/7.3, 7.5, 14, 25 R, 32 R, 3 B, 59 R

FIG. 1 is a perspective view of a footwear sole, seen from the bottom and right side of the sole, showing my new design;

FIG. 2 is a right side view thereof;

FIG. 3 is a left side view thereof;

FIG. 4 is a bottom view thereof;

FIG. 5 is a front end view thereof; and,

FIG. 6 is a rear end view thereof.

The unstippled and different densities of stippling shown in the figures are indicative of respective differences in contrast.

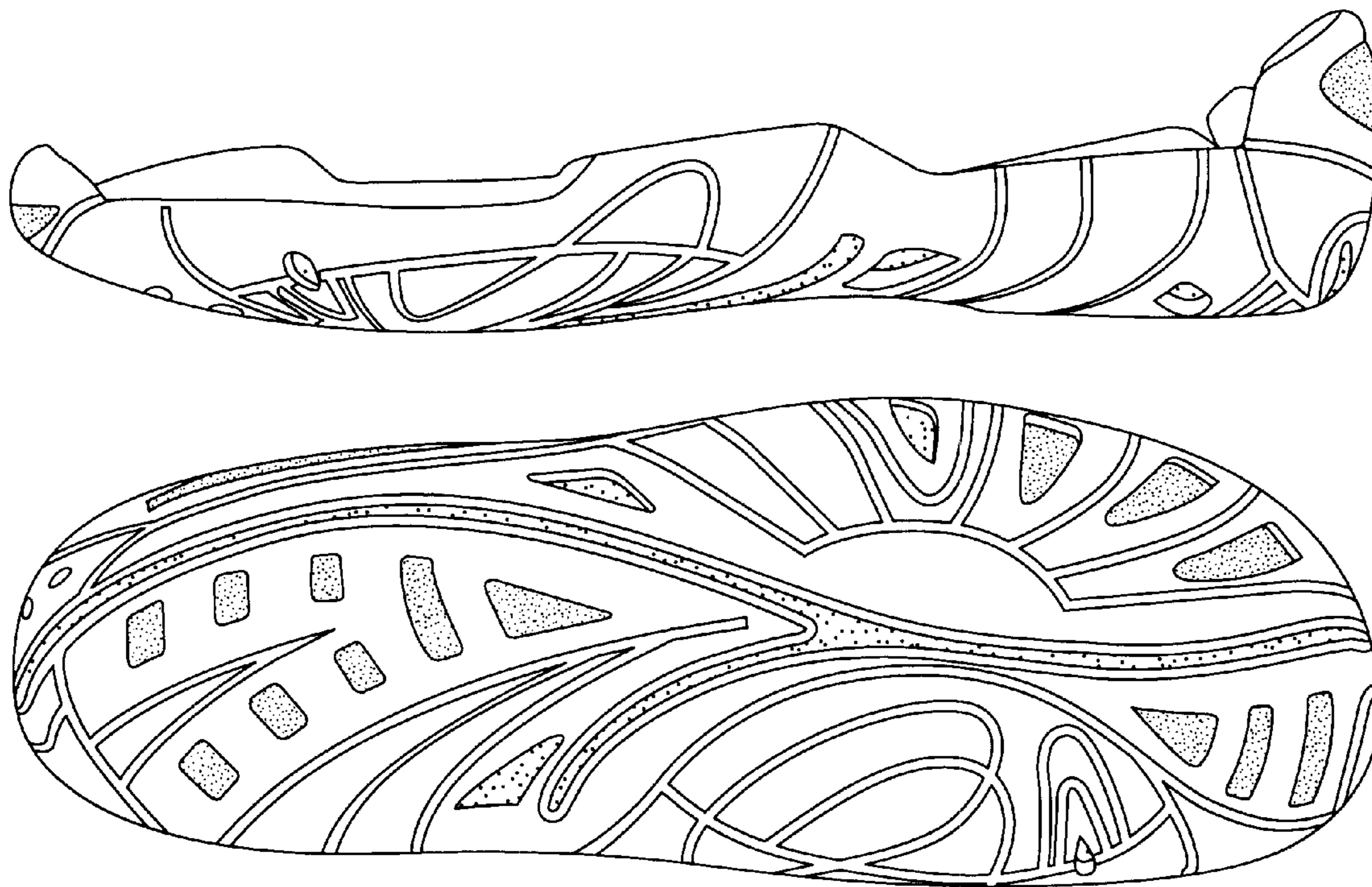
Any surfaces that are not shown, including any inside surface, such as shown in FIGS. 2, 3, 5, and 6, and such as any that might have appeared in a top view, form no part of the claimed design.

(56) **References Cited**

U.S. PATENT DOCUMENTS

D87,795 S	*	9/1932	Regan	
1,988,784 A	*	1/1935	Carrier	
D145,944 S	*	11/1946	Knisely	
D350,641 S	*	9/1994	Kayano et al.	D2/959
D404,544 S	*	1/1999	Tzenos et al.	D2/909
D410,966 S	*	6/1999	Cretinon	D2/960
D413,712 S	*	9/1999	Doxey	D2/947
D433,791 S	*	11/2000	Laberge	D2/957
D436,247 S	*	1/2001	Burt	D2/954
D447,325 S	*	9/2001	Rogers	D2/957

1 Claim, 3 Drawing Sheets






FIG. 1

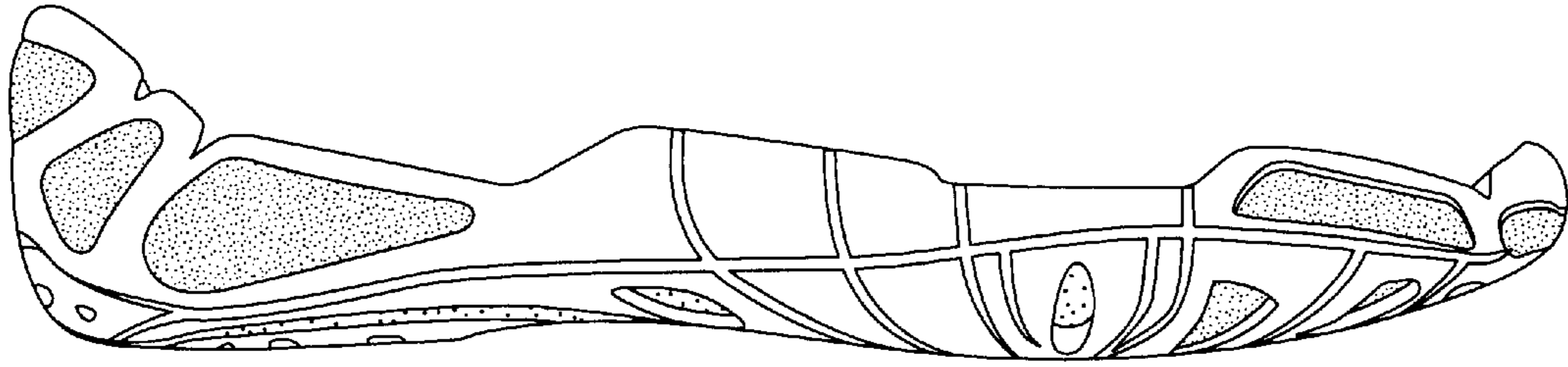


FIG. 2




FIG. 3

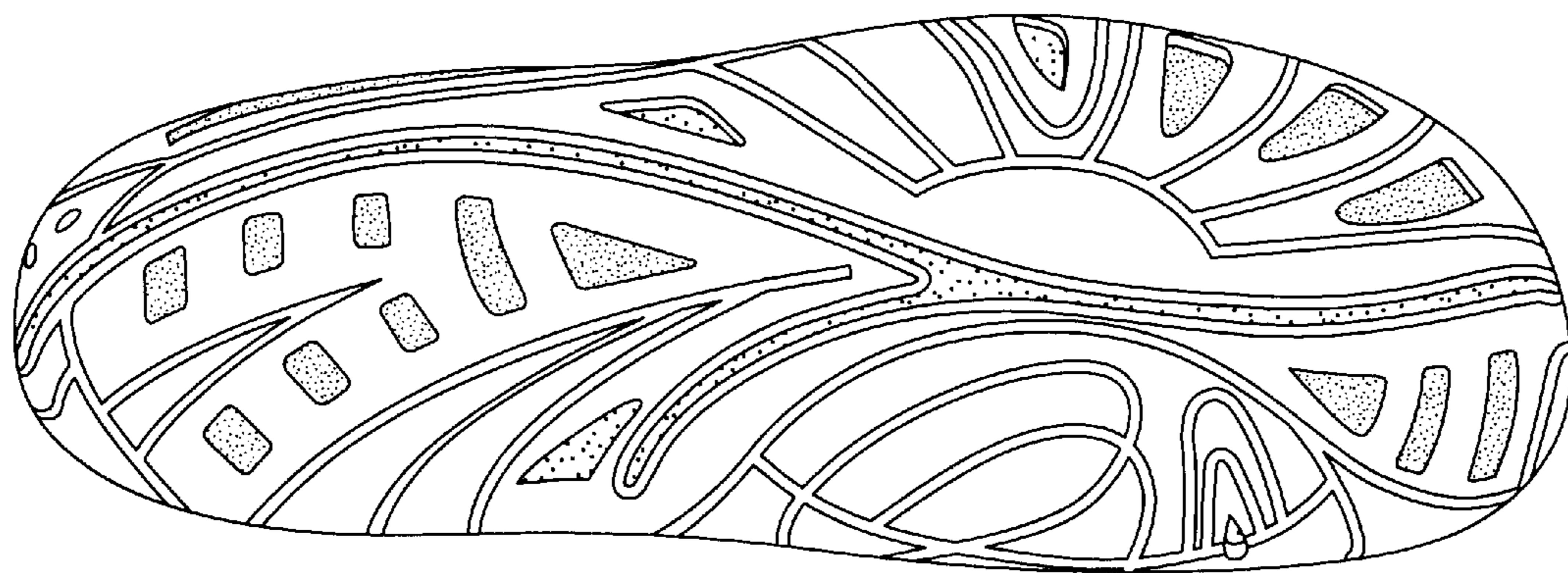


FIG. 4

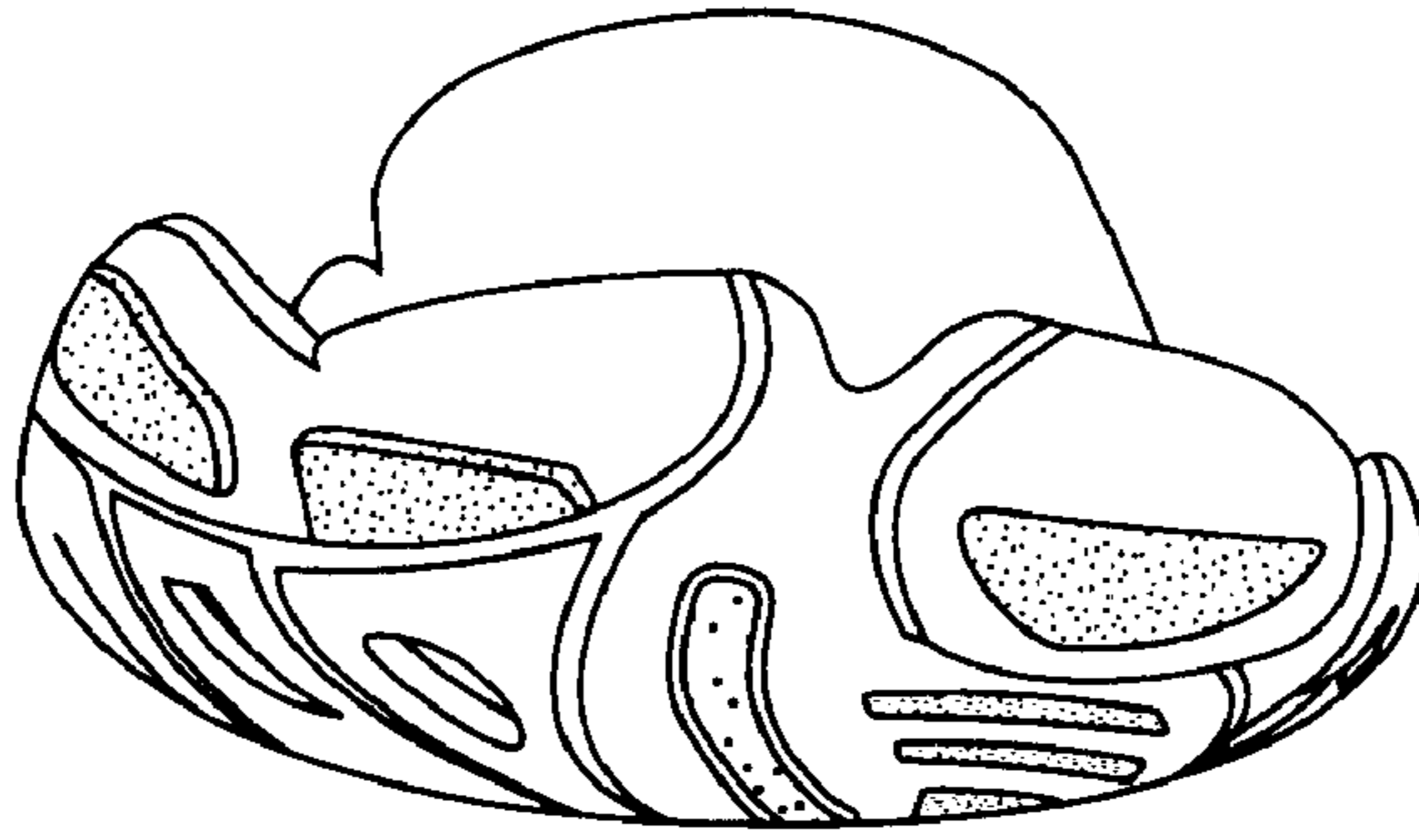


FIG. 5

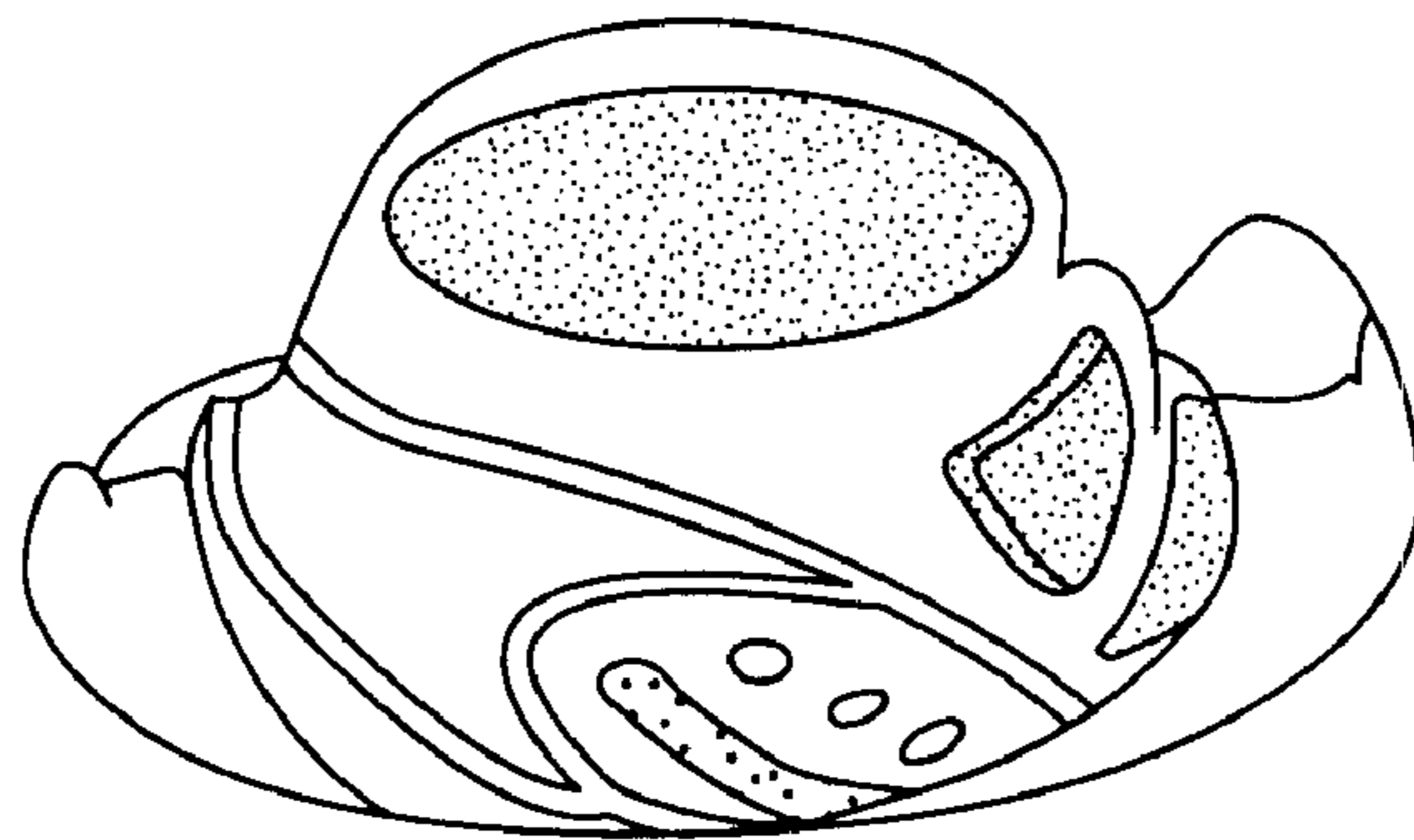


FIG. 6