



US00D473697S

(12) **United States Design Patent**
Gillespie

(10) **Patent No.:** **US D473,697 S**

(45) **Date of Patent:** **** Apr. 29, 2003**

(54) **SHOE SOLE**

(75) Inventor: **Kevin H. Gillespie**, Jamaica Plain, MA (US)

(73) Assignee: **SRL, Inc.**, Wilmington, DE (US)

(**) Term: **14 Years**

(21) Appl. No.: **29/154,265**

(22) Filed: **Jan. 16, 2002**

Related U.S. Application Data

(62) Division of application No. 29/137,340, filed on Feb. 16, 2001, now Pat. No. Des. 458,441.

(51) **LOC (7) Cl.** **02-04**

(52) **U.S. Cl.** **D2/956; D2/947; D2/954**

(58) **Field of Search** **D2/946-948, 951-962, D2/967, 972, 977; 36/7.3, 7.5, 14, 25 R, 32 R, 3 B, 59 R**

D389,994 S	2/1998	Sessa	
D395,739 S	* 7/1998	Mervar	D2/947
5,787,609 A	8/1998	Wu	
D397,546 S	9/1998	Merceron	
D398,740 S	* 9/1998	Hewett	D2/947
5,852,886 A	12/1998	Slepian et al.	
D404,895 S	* 2/1999	Rosato	D2/946
D405,942 S	2/1999	Kelchak	
5,970,628 A	10/1999	Meschan	
5,974,695 A	11/1999	Slepian et al.	
6,026,593 A	2/2000	Harmon-Weiss et al.	
6,050,001 A	4/2000	Ditrich	
6,050,002 A	4/2000	Meschan	
D424,289 S	* 5/2000	Sorofman	D2/968
6,082,023 A	7/2000	Dalton	
6,082,024 A	7/2000	DelBiondi	
D430,389 S	* 9/2000	Del Biondi	D2/960
6,115,944 A	9/2000	Lain	
D434,549 S	12/2000	Solaroli	
D452,060 S	* 12/2001	Estey	D2/955
D452,061 S	12/2001	Smith	
D458,441 S	* 6/2002	Gillespie	D2/957
D459,865 S	* 7/2002	Urie et al.	D2/955

* cited by examiner

Primary Examiner—Celia Murphy

(74) *Attorney, Agent, or Firm*—Fish & Richardson, P.C.

(56) **References Cited**

U.S. PATENT DOCUMENTS

432,149 A	* 7/1890	Schummel	36/59 R
2,193,943 A	3/1940	Shea	
D185,654 S	7/1959	Zerkowitz	
4,281,467 A	8/1981	Anderie	
4,624,062 A	11/1986	Autry	
D288,621 S	3/1987	Surpuriya et al.	
D298,483 S	11/1988	Liggett et al.	
4,794,707 A	1/1989	Franklin et al.	
4,817,304 A	4/1989	Parker et al.	
D320,884 S	10/1991	Brue	
D323,059 S	1/1992	Hatfield	
D341,708 S	11/1993	Blissett	
D351,716 S	10/1994	Kawasaki	
D366,952 S	2/1996	Pyle	
D373,674 S	* 9/1996	Dolinsky	D2/956
D374,340 S	* 10/1996	Avar	D2/972
D383,593 S	* 9/1997	Lozano	D2/947
D386,590 S	* 11/1997	Cass	D2/947
D386,591 S	* 11/1997	Kuerbis	D2/947
D387,698 S	* 12/1997	Hatfield et al.	D2/947

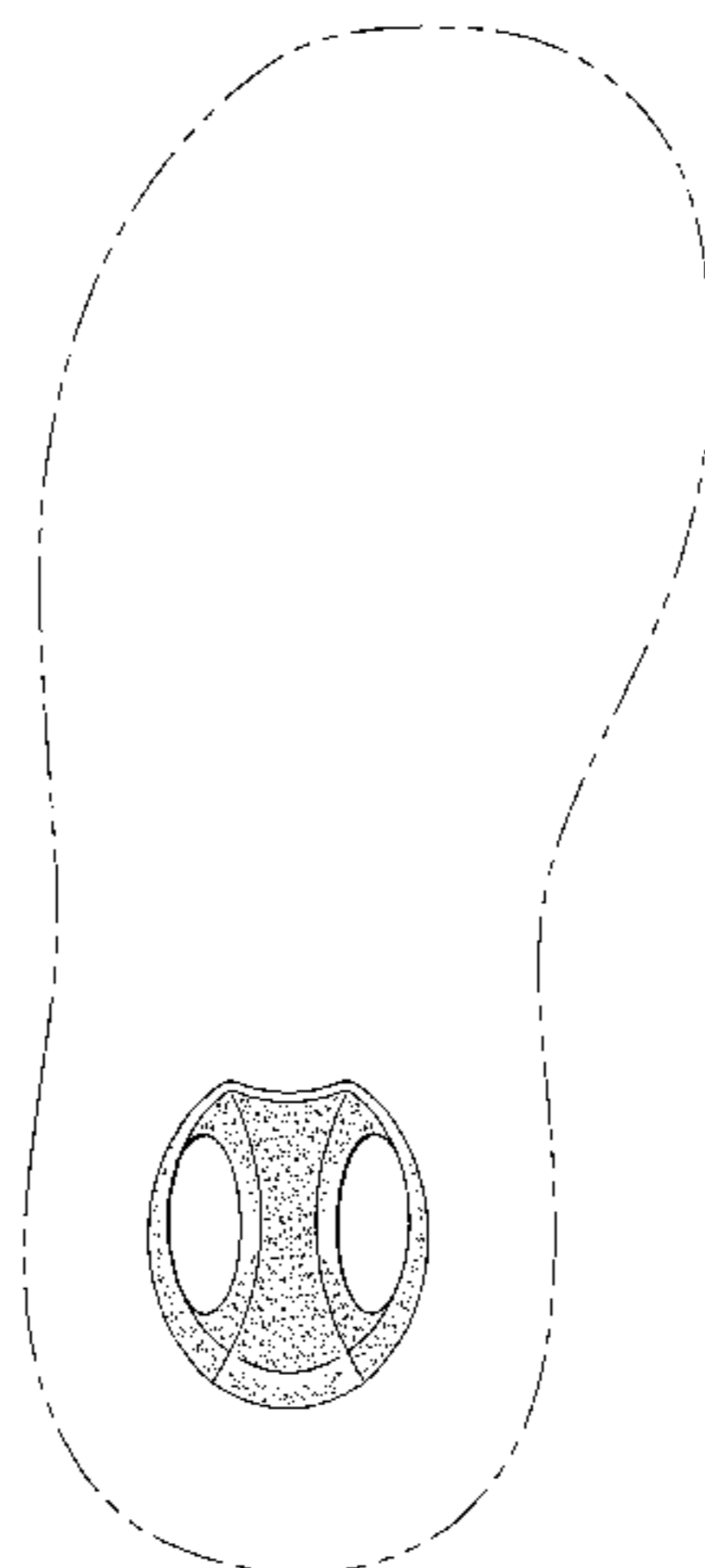
(57) **CLAIM**

The ornamental design for a shoe sole, as shown and described.

DESCRIPTION

FIG. 1 is a perspective view of a shoe sole showing my new design;
FIG. 2 is a bottom plan view of the shoe sole of FIG. 1;
FIG. 3 is a top plan view of the shoe sole of FIG. 1;
FIG. 4 is a right side elevational view of the shoe sole of FIG. 1;
FIG. 5 is a left side elevational view of the shoe sole of FIG. 1;
FIG. 6 is a front elevational view of the shoe sole of FIG. 1; and,
FIG. 7 is a rear elevational view of the shoe sole of FIG. 1.

1 Claim, 3 Drawing Sheets



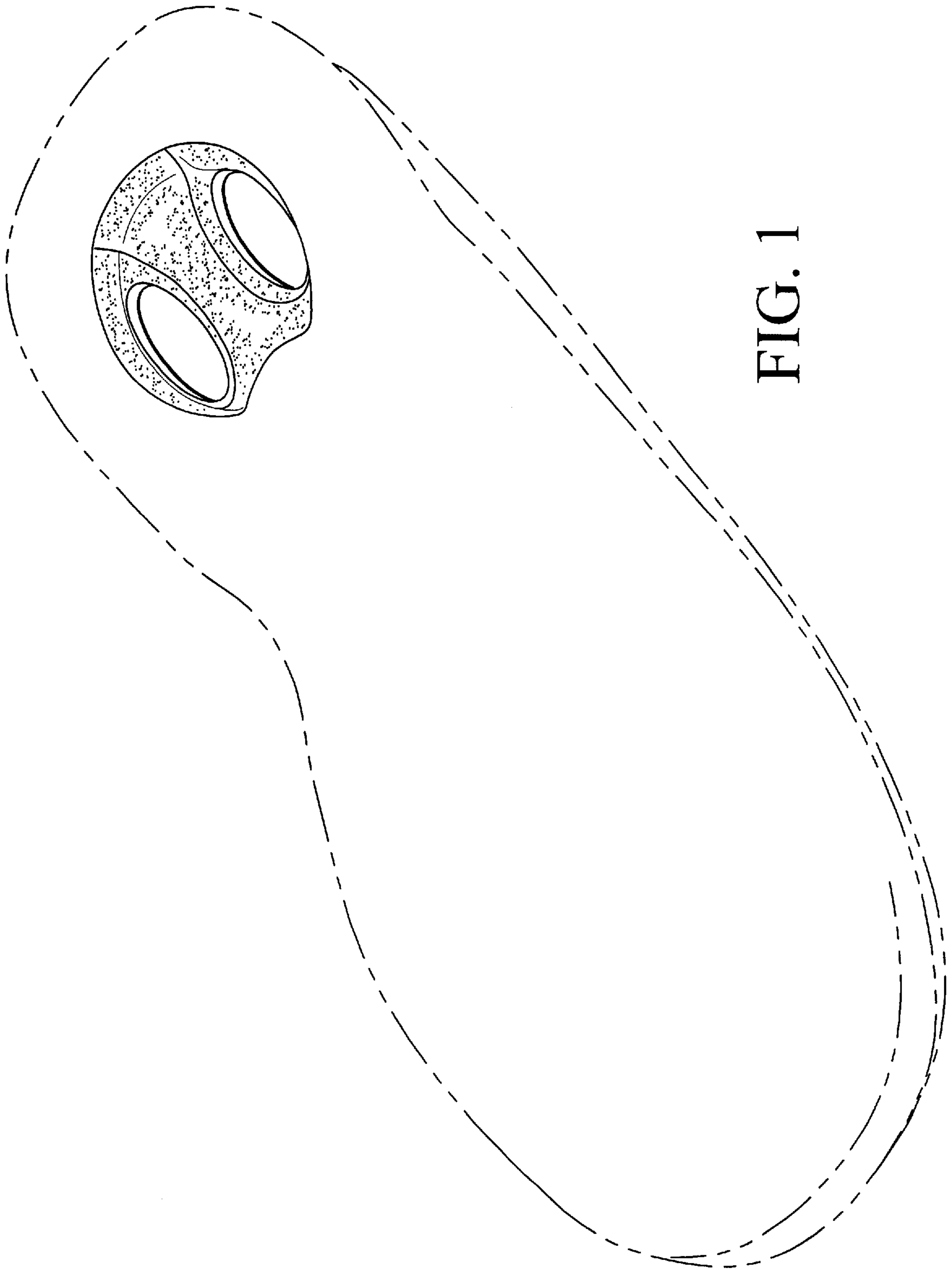


FIG. 1

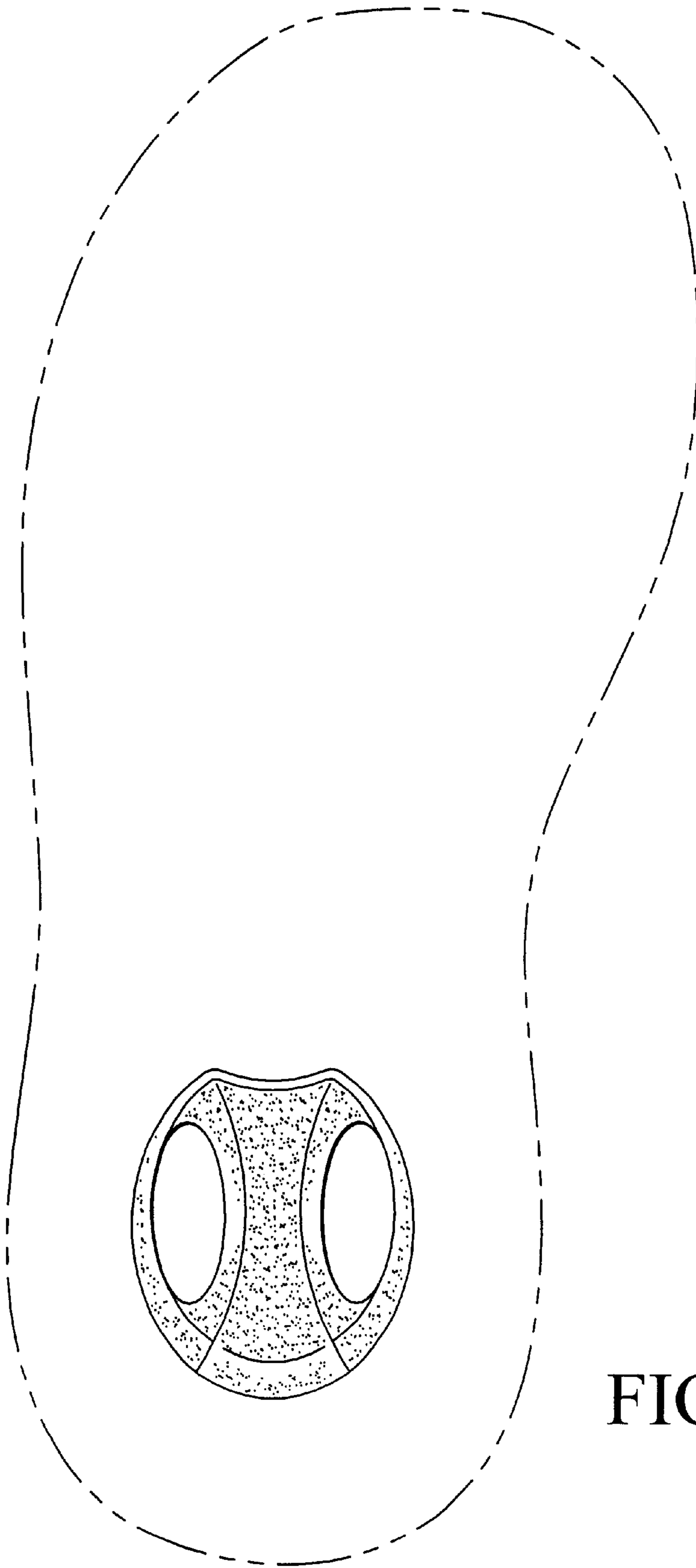


FIG. 2

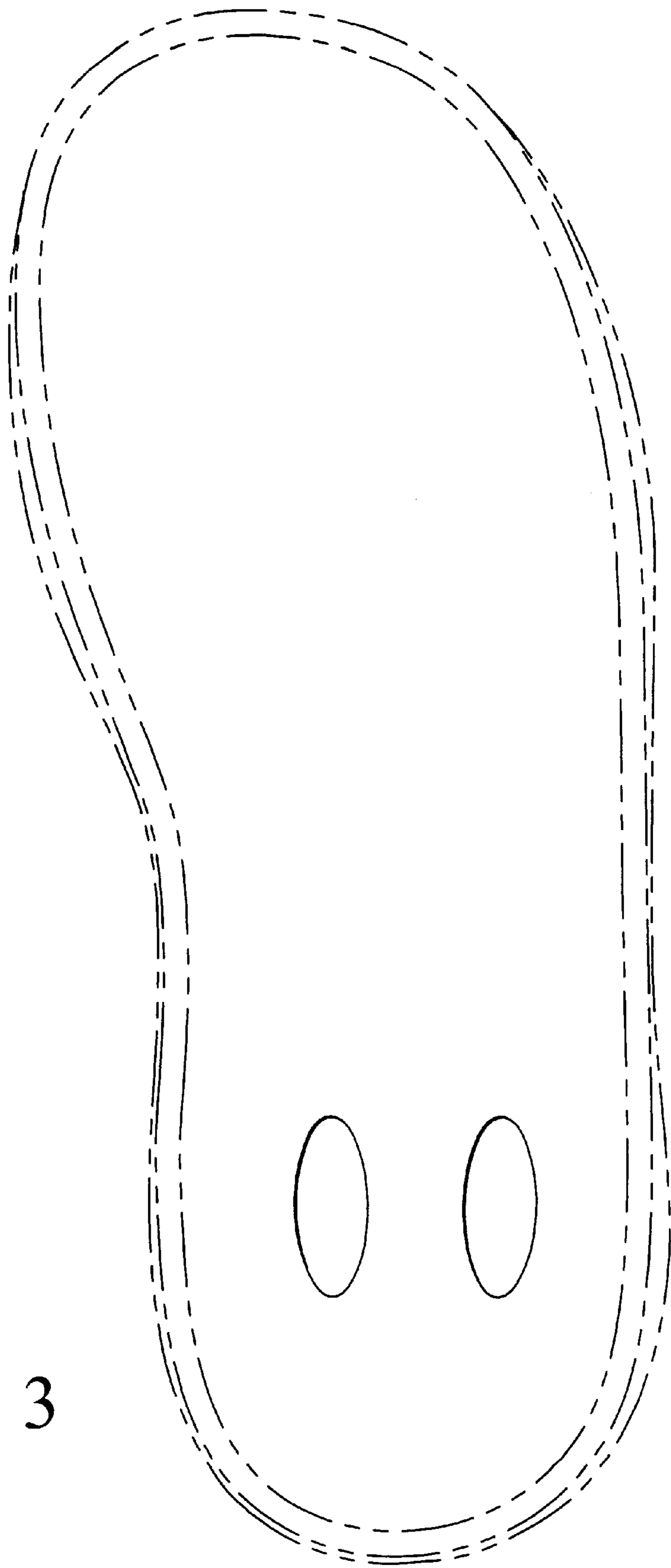


FIG. 3