



US00D473688S

(12) **United States Design Patent**
Melkert

(10) **Patent No.:** **US D473,688 S**

(45) **Date of Patent:** **** *Apr. 22, 2003**

(54) **LAUNDRY BIN**

D429,045 S 8/2000 Andujar et al.

D446,615 S 8/2001 Verbeek

D447,296 S 8/2001 Verbeek

(75) Inventor: **Maria I. Melkert**, Venlo (NL)

(73) Assignee: **Brabantia Nederland, B.V.**, Waalre (NL)

OTHER PUBLICATIONS

(*) Notice: This patent is subject to a terminal disclaimer.

Architectural Supplements, A Division of Habitat International Ltd., Ash/Trash Units, p. 12.*

FRONTGATE, Autumn 1996 Catalogue, Cylindrical Containers, p. 8.*

(**) Term: **14 Years**

United Receptacle Catalog, p. 33, item C, applicant became aware of this reference in Nov. 2000.

(21) Appl. No.: **29/144,519**

U.S. Patent Application Ser. No. 29/122,402, filed Apr. 26, 2000, Verbeek.

(22) Filed: **Jul. 5, 2001**

* cited by examiner

(30) **Foreign Application Priority Data**

Jan. 9, 2001 (BX) 77819-10

(51) **LOC (7) Cl.** **07-07**

(52) **U.S. Cl.** **D32/37**

(58) **Field of Search** D32/37; D34/1, D34/7; 220/350, 351, 495.05, 495.06, 495.11, 772, 796, 802, 908, 908.1, 913; 232/1 B, 43.2

Primary Examiner—Alan P. Douglas

Assistant Examiner—Lavone D. Tabor

(74) *Attorney, Agent, or Firm*—Leydig, Voit & Mayer, Ltd.

(57) **CLAIM**

The ornamental design for a laundry bin, as shown and described.

(56) **References Cited**

U.S. PATENT DOCUMENTS

1,026,081	A	*	5/1912	Dorais	220/495.11	X
2,319,384	A	*	5/1943	Callan et al.	232/1	B
D142,275	S		8/1945	Kohen			
2,780,402	A		2/1957	Zucker et al.			
D183,283	S		7/1958	Junker et al.			
D187,300	S		2/1960	Tupper			
D205,966	S		10/1966	O'Neil			
D256,423	S		8/1980	Backskay et al.			
5,350,079	A		9/1994	Larson et al.			

DESCRIPTION

FIG. 1 is a front perspective view of a laundry bin;

FIG. 2 is a top plan view thereof; and,

FIG. 3 is a side perspective view thereof.

The other side view thereof is a mirror image of the side view shown in FIG. 3.

The bag shown in broken lines inserted in the laundry bin in FIGS. 1 and 3 is environmental structure shown for illustrative purposes only and does not form any part of the claimed design.

1 Claim, 3 Drawing Sheets

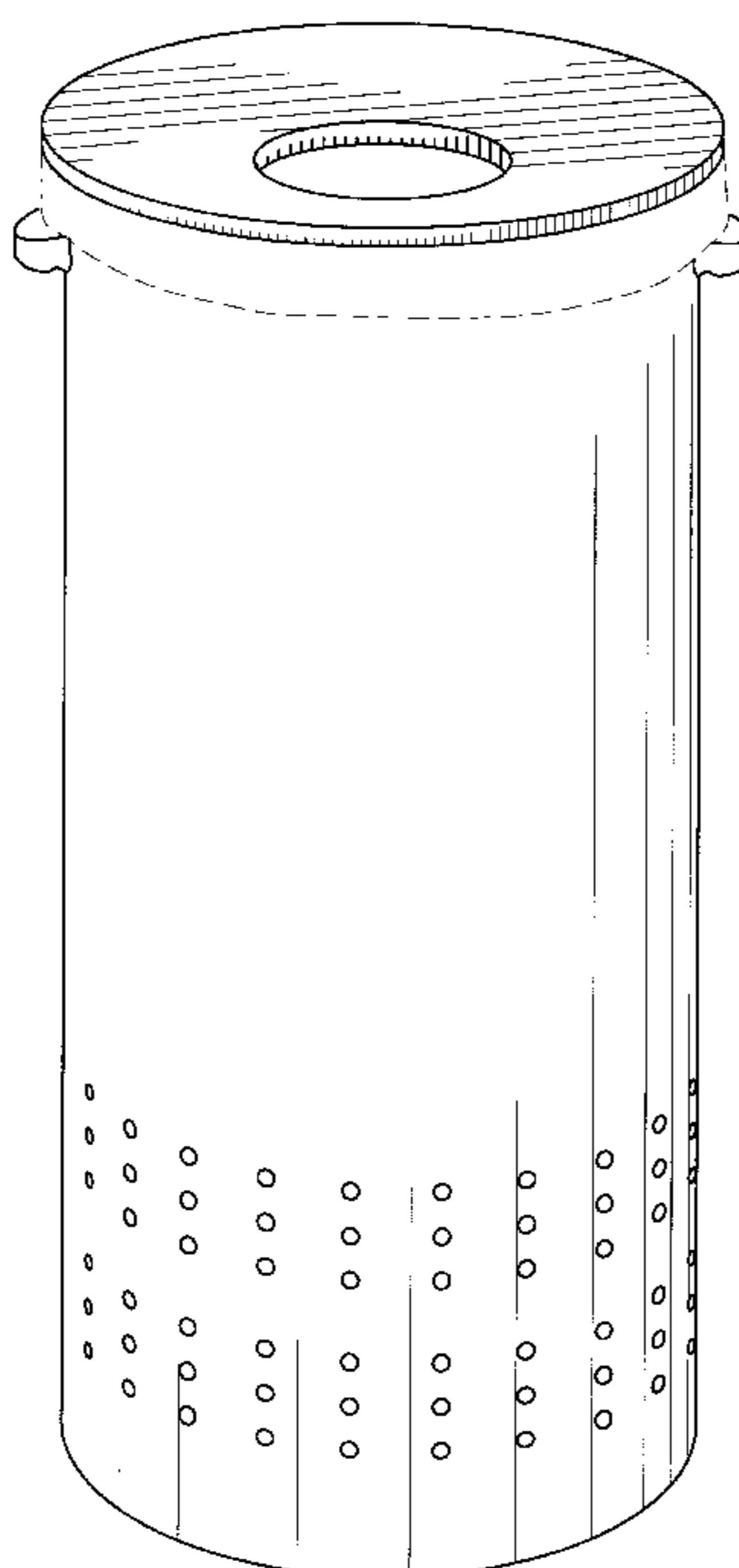


FIG. 1




FIG. 2

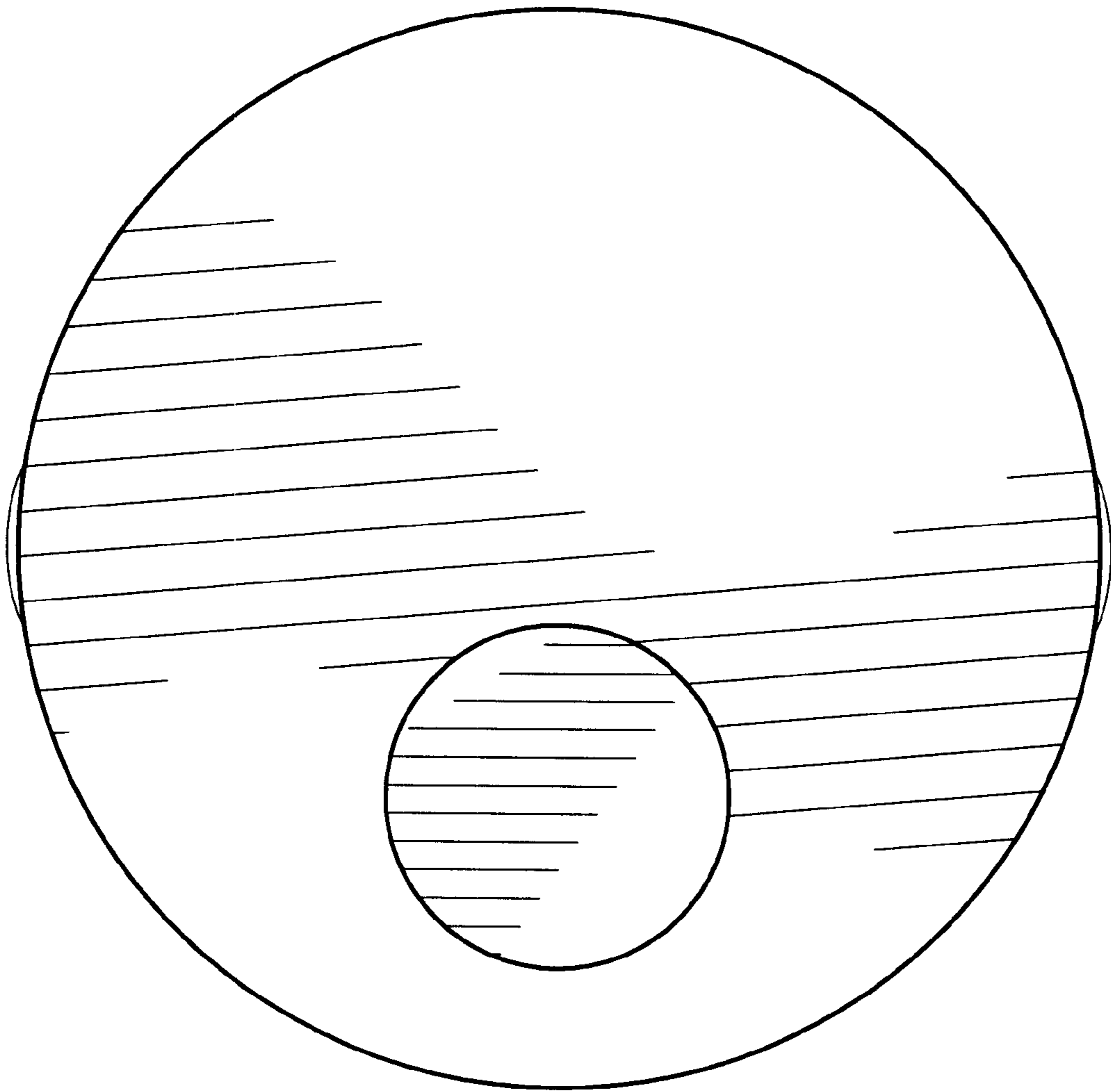


FIG. 3

