



US00D473687S

(12) **United States Design Patent**
Kaffenberger

(10) **Patent No.: US D473,687 S**

(45) **Date of Patent: ** Apr. 22, 2003**

(54) **VACUUM CLEANER NOZZLE**
(75) Inventor: **Dieter Kaffenberger**, Wiehl (DE)
(73) Assignee: **Wessel-Werk GmbH**,
Reichshof-Wildberghütte (DE)
(**) Term: **14 Years**

D239,591 S * 4/1976 Goodman D32/33
D248,476 S * 7/1978 Haynes D32/32
D263,052 S * 2/1982 Ueda D32/33
D263,236 S * 3/1982 Ueda D32/32
D381,780 S * 7/1997 Summers et al. D32/33
D456,965 S * 5/2002 Paterson et al. D32/32
D456,966 S * 5/2002 Paterson et al. D32/32

* cited by examiner

(21) Appl. No.: **29/155,896**
(22) Filed: **Feb. 19, 2002**
(30) **Foreign Application Priority Data**

Dec. 7, 2001 (XH) DM/058 636

(51) **LOC (7) Cl. 15-05**
(52) **U.S. Cl. D32/33**
(58) **Field of Search D32/31-33, 22,**
D32/25; 15/322, 327.1-327.7, 329, 362,
393, 400, 415.1-422.1

(56) **References Cited**
U.S. PATENT DOCUMENTS

D222,631 S * 11/1971 Gaudry D32/33
D239,590 S * 4/1976 Goodman D32/33

Primary Examiner—Ruth McInroy
(74) *Attorney, Agent, or Firm*—Collard & Roe, P.C.

(57) **CLAIM**

The ornamental design for a vacuum cleaner nozzle, as shown and described.

DESCRIPTION

FIG. 1 is a perspective view of a vacuum cleaner nozzle showing my new design;
FIG. 2 is a front view thereof;
FIG. 3 is a side view thereof;
FIG. 4 is an opposite view of FIG. 3;
FIG. 5 is a top view thereof; and,
FIG. 6 is a rear view thereof.

1 Claim, 6 Drawing Sheets





FIG. 1




FIG. 2




FIG. 3




FIG. 4



FIG. 5




FIG. 6