



US00D473676S

(12) **United States Design Patent**
Barber

(10) **Patent No.:** **US D473,676 S**

(45) **Date of Patent:** **** Apr. 22, 2003**

(54) **LAMP COMPOSED OF NON-CONTACTING
COMPRESSION MEMBERS AND TENSION
MEMBERS**

(76) **Inventor:** **Geoffrey T. Barber**, 2665 Outlook Dr.,
Reno, NV (US) 89509

(**) **Term:** **14 Years**

(21) **Appl. No.:** **29/158,712**

(22) **Filed:** **Apr. 5, 2002**

(51) **LOC (7) Cl.** **26-03**

(52) **U.S. Cl.** **D26/93**

(58) **Field of Search** D26/51, 58, 93-112;
362/410-414, 33, 97, 127, 131, 133, 145,
153, 153.1, 431, 806; D6/399

(56) **References Cited**

U.S. PATENT DOCUMENTS

D76,319 S	*	9/1928	Noggins	D26/58 X
D178,612 S	*	8/1956	Morris	D26/58
3,063,521 A		11/1962	Fuller		
D199,126 S	*	9/1964	Barrett	D26/58 X
3,169,611 A		2/1965	Snelson		
3,354,591 A		11/1967	Fuller		
3,600,825 A		8/1971	Pearce		
3,663,346 A		5/1972	Schoen		
3,866,366 A		2/1975	Fuller		
3,925,941 A		12/1975	Pearce		
3,931,697 A		1/1976	Pearce		
3,937,426 A		2/1976	Pearce		

3,974,600 A	8/1976	Pearce
4,133,152 A	1/1979	Penrose
4,207,715 A	6/1980	Kitrick
4,614,502 A	9/1986	Nelson
4,711,062 A	12/1987	Gwilliam et al.
5,007,220 A	4/1991	Lalvani
5,036,635 A	8/1991	Lalvani
5,155,951 A	10/1992	Lalvani
5,265,395 A	11/1993	Lalvani
5,331,779 A	7/1994	Hing

* cited by examiner

Primary Examiner—Alan P. Douglas

Assistant Examiner—Linda Brooks

(74) *Attorney, Agent, or Firm*—Fenwick & West LLP


(57) **CLAIM**

The ornamental design for a lamp composed of non-contacting compression members and tension members, substantially as shown and described.

DESCRIPTION

FIG. 1 is a perspective view of a lamp composed of non-contacting compression members and tension members according to the present invention; FIG. 2 is a front view thereof; FIG. 3 is a rear view thereof; FIG. 4 is a left side view thereof; FIG. 5 is a right side view thereof; FIG. 6 is a top view thereof; and, FIG. 7 is a bottom view thereof.

1 Claim, 7 Drawing Sheets






FIG. 1

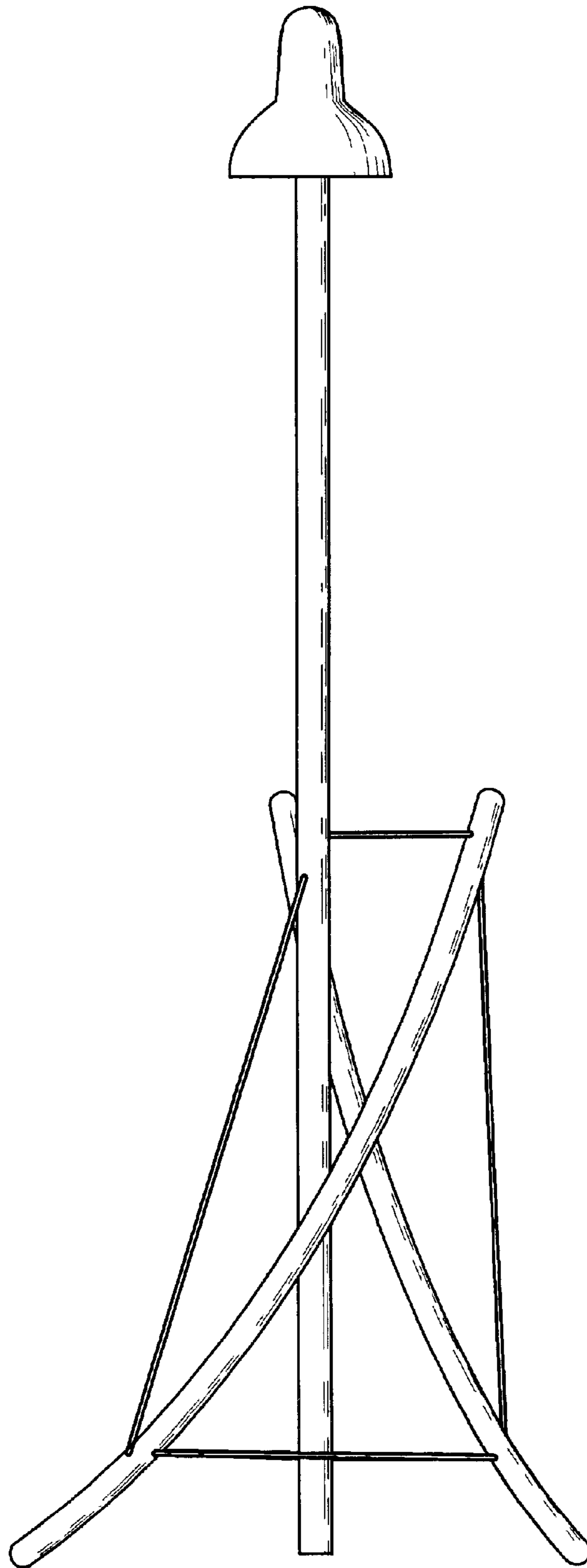


FIG. 2

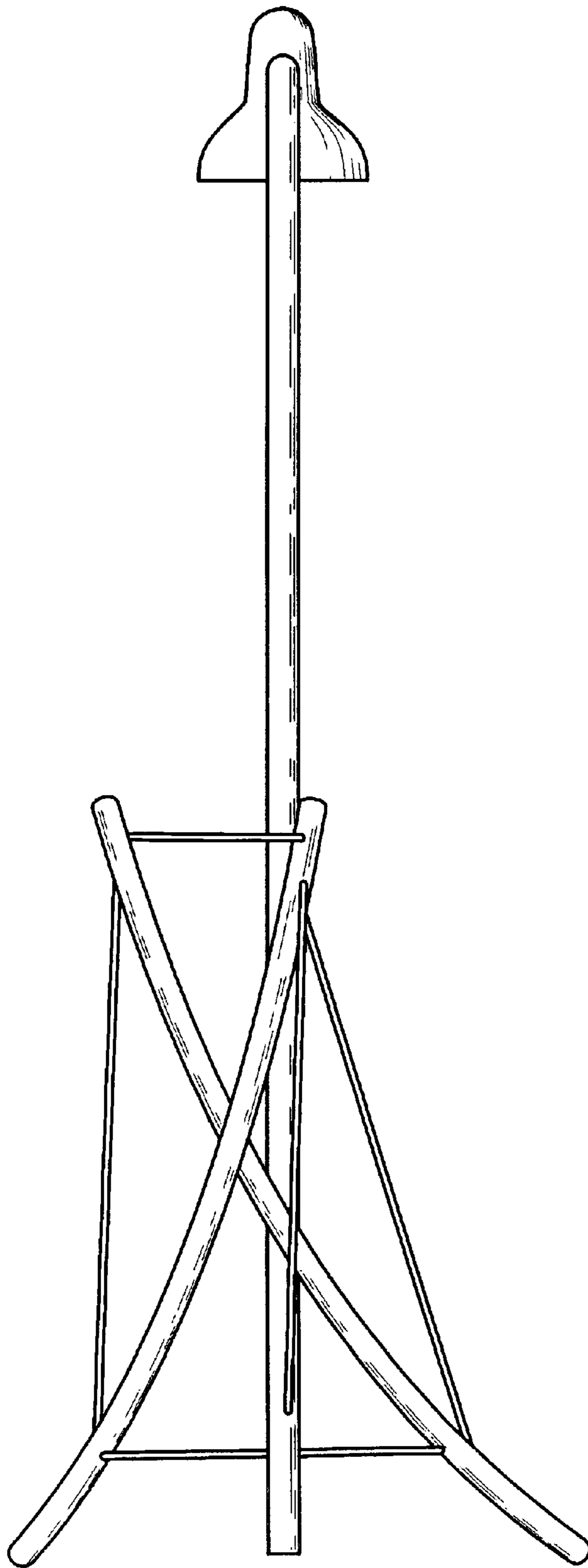


FIG. 3

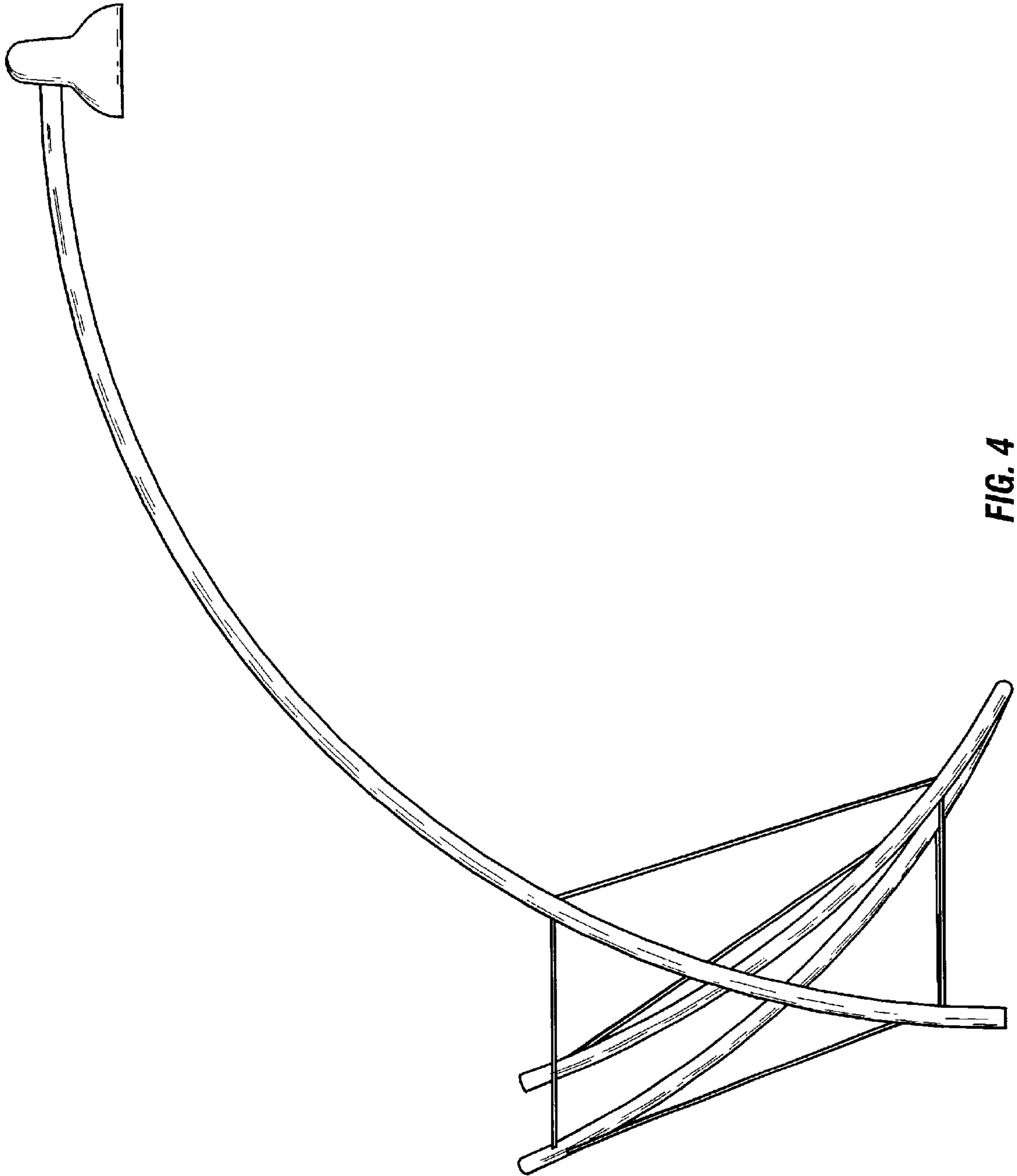


FIG. 4

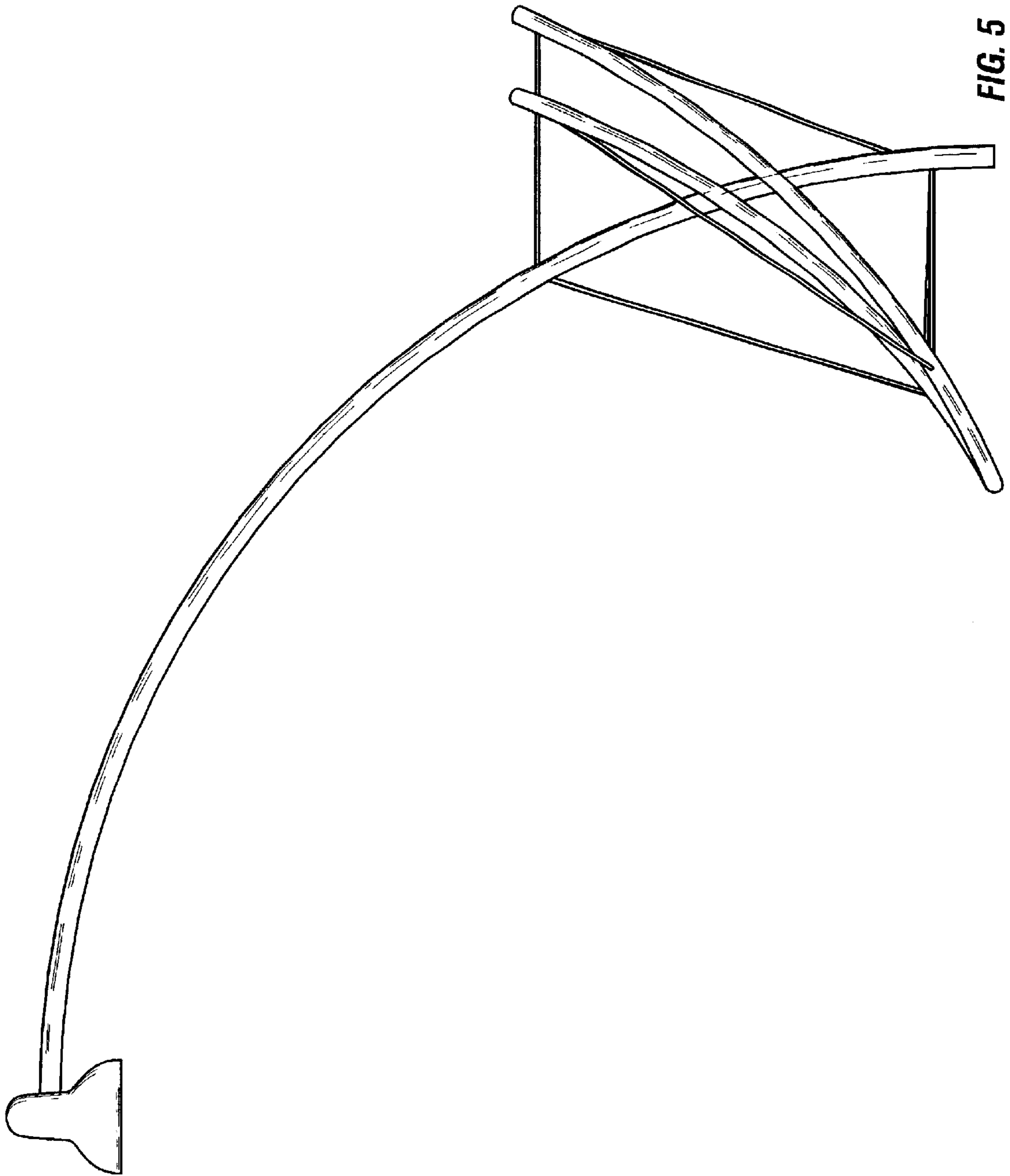


FIG. 5

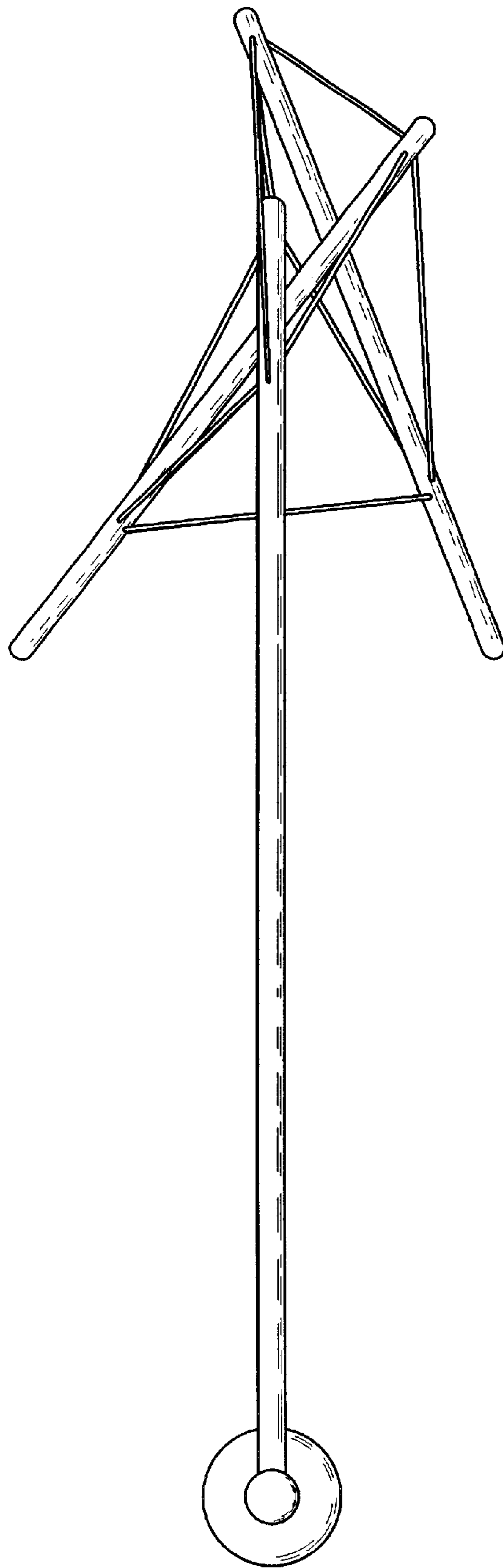


FIG. 6

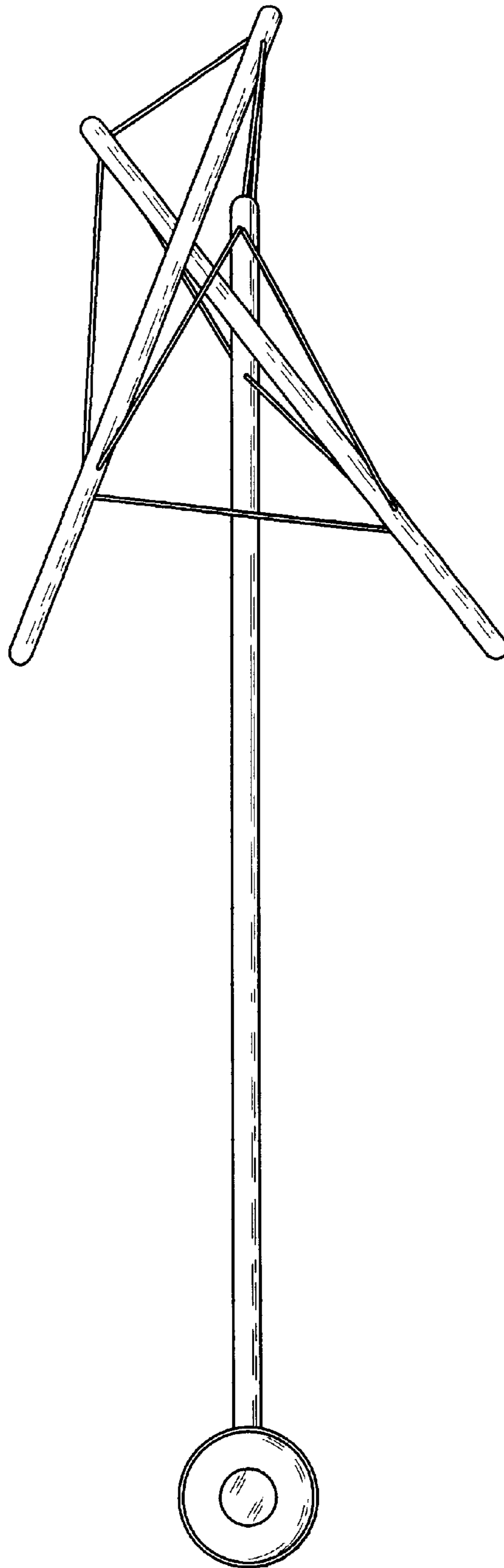


FIG. 7