



US00D473667S

(12) **United States Design Patent**  
**Fromm**

(10) **Patent No.:** **US D473,667 S**

(45) **Date of Patent:** **\*\* Apr. 22, 2003**

(54) **LIGHT FIXTURE**

(76) **Inventor:** **Malte Fromm**, Hanauer Landstrasse,  
Frankfurt am Main (DE), 60314

(\*\*) **Term:** **14 Years**

(21) **Appl. No.:** **29/162,602**

(22) **Filed:** **Jun. 18, 2002**

(51) **LOC (7) Cl.** ..... **26-05**

(52) **U.S. Cl.** ..... **D26/56**

(58) **Field of Search** ..... D26/56, 73; D6/300-310;  
362/135, 805, 806; 40/152, 152.1, 153,  
154, 158.1

(56) **References Cited**

**U.S. PATENT DOCUMENTS**

D220,055 S \* 3/1971 Holton ..... D26/56  
D398,066 S \* 9/1998 Noel ..... D26/56

\* cited by examiner

*Primary Examiner*—Marcus A. Jackson  
(74) *Attorney, Agent, or Firm*—Goldstein & Lavas


(57) **CLAIM**

The ornamental design for a light fixture, as shown and described.

**DESCRIPTION**

FIG. 1 is a perspective view of a light fixture.  
FIG. 2 is a front elevational view thereof.  
FIG. 3 is a rear elevational view thereof.  
FIG. 4 is a left side elevational view thereof.  
FIG. 5 is a right side elevational view thereof.  
FIG. 6 is a top plan view of the light fixture.  
FIG. 7 is a bottom plan view thereof; and,  
FIG. 8 is an alternate perspective view of the light fixture,  
with the stand extended outward.

**1 Claim, 5 Drawing Sheets**






FIG. 1




FIG. 2

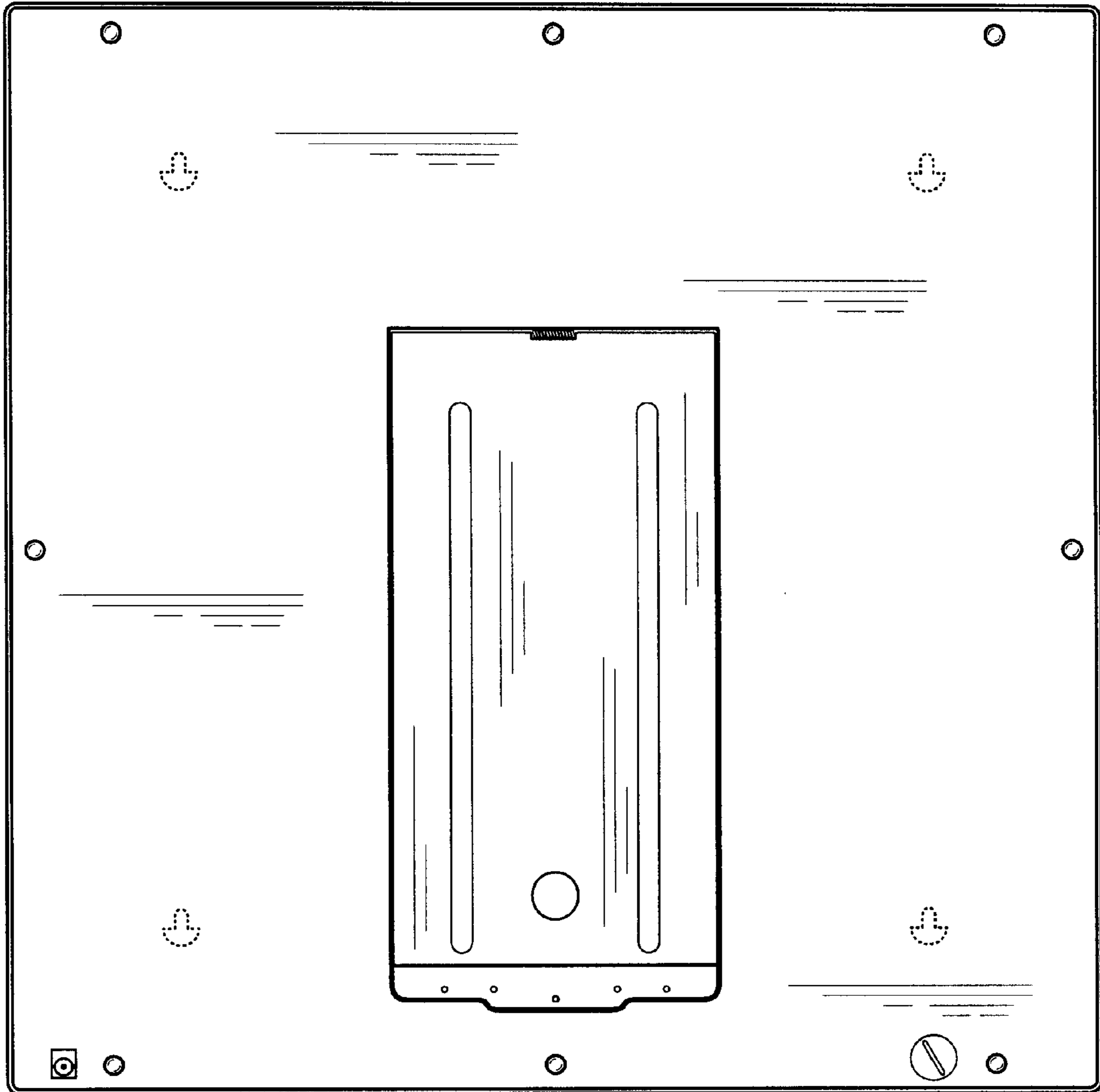


FIG. 3

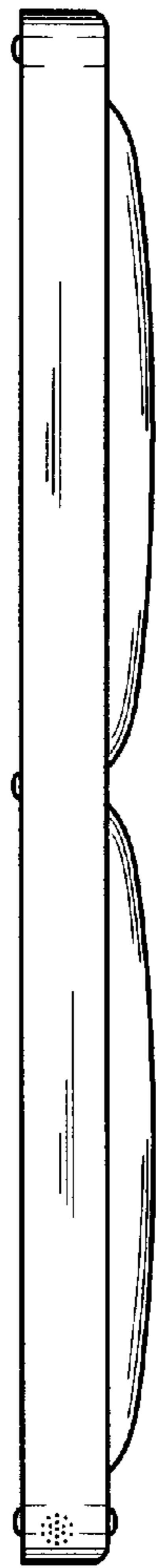


FIG. 4

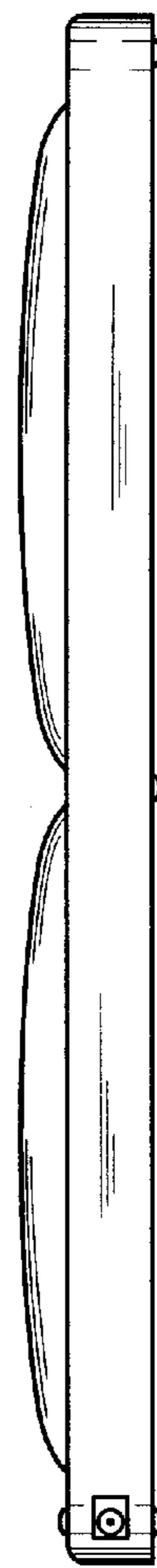


FIG. 5



FIG. 6



FIG. 7

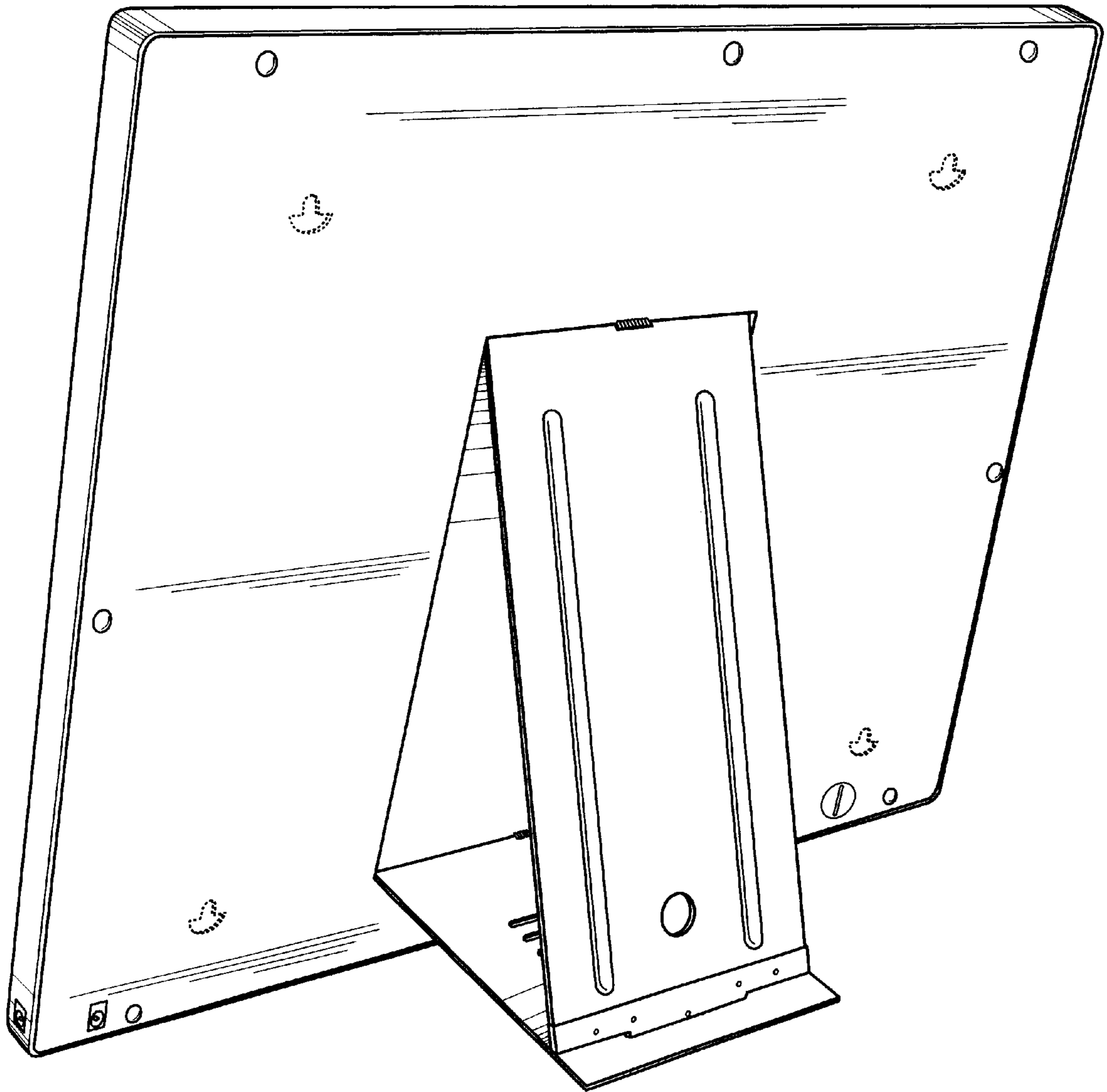


FIG. 8