



US00D473665S

(12) **United States Design Patent**  
**Tanabe et al.**

(10) **Patent No.:** **US D473,665 S**

(45) **Date of Patent:** **\*\* Apr. 22, 2003**

(54) **FRONT COMBINATION LAMP OF AN  
AUTOMOBILE**

D414,571 S \* 9/1999 Schneider et al. .... D26/28  
D427,342 S \* 6/2000 Hunter et al. .... D26/28  
D462,798 S \* 9/2002 Sakae ..... D26/28

(75) Inventors: **Junji Tanabe**, Wako (JP); **Shogo Kawaguchi**, Wako (JP); **Norihito Haguchi**, Wako (JP); **Aoi Shoji**, Wako (JP)

\* cited by examiner

*Primary Examiner*—Marcus A. Jackson  
(74) *Attorney, Agent, or Firm*—Arent Fox Kintner Plotkin & Kahn, PLLC

(73) Assignee: **Honda Giken Kogyo Kabushiki Kaisha**, Tokyo (JP)

(\*\*) Term: **14 Years**

(21) Appl. No.: **29/162,945**

(22) Filed: **Jun. 26, 2002**

(30) **Foreign Application Priority Data**

Dec. 27, 2001 (JP) ..... 2001-038581

(51) **LOC (7) Cl.** ..... **26-04**

(52) **U.S. Cl.** ..... **D26/28**

(58) **Field of Search** ..... D26/28-36; 362/61, 362/80, 81, 82, 83, 83.4, 267, 269, 275

(56) **References Cited**

**U.S. PATENT DOCUMENTS**

D406,910 S \* 3/1999 Bangle ..... D26/28

(57) **CLAIM**

The ornamental design for a front combination lamp of an automobile, as shown and described.

**DESCRIPTION**

FIG. 1 is a front view of a front combination lamp of an automobile showing our new design.

FIG. 2 is a rear view thereof.

FIG. 3 is a plan view thereof.

FIG. 4 is a bottom view thereof.

FIG. 5 is a right side view thereof.

FIG. 6 is a left side view thereof.

FIG. 7 is a front perspective view thereof; and,

FIG. 8 is a rear perspective view thereof.

**1 Claim, 4 Drawing Sheets**



FIG.1




FIG.2




FIG.3




FIG.4




FIG.5




FIG.6




FIG.7




FIG.8

