



US00D473654S

(12) **United States Design Patent**
Iglesias et al.

(10) **Patent No.:** **US D473,654 S**

(45) **Date of Patent:** **** Apr. 22, 2003**

(54) **ORTHOPAEDIC WALKER**

(75) Inventors: **Joseph M. Iglesias**, Thousand Oaks, CA (US); **Michael Stephen Skahan**, Fillmore, CA (US); **Hugo Antonio Cobar**, Tarzana, CA (US); **Tracy E. Grim**, Tulsa, OK (US)

(73) Assignee: **Royce Medical Company**, Camarillo, CA (US)

(**) Term: **14 Years**

(21) Appl. No.: **29/164,406**

(22) Filed: **Jul. 23, 2002**

(51) **LOC (7) Cl.** **24-04**

(52) **U.S. Cl.** **D24/192**

(58) **Field of Search** D24/190, 192;
602/5, 6, 23, 27

5,425,701 A	6/1995	Oster et al.
D363,780 S	* 10/1995	Darby et al. D24/192
5,464,385 A	* 11/1995	Grim 602/27
5,492,133 A	2/1996	McVicker
5,620,411 A	4/1997	Schumann et al.
5,778,563 A	7/1998	Ahlbaumer
5,827,210 A	10/1998	Antar et al.
5,865,778 A	2/1999	Johnson
5,899,872 A	5/1999	Gilmour
5,913,841 A	6/1999	Lamont
5,951,504 A	9/1999	Iglesias et al.
6,027,468 A	2/2000	Pick
6,083,185 A	7/2000	Lamont
6,126,625 A	10/2000	Lundberg
6,212,798 B1	4/2001	Koenig et al.
6,228,044 B1	5/2001	Jensen et al.
6,267,742 B1	7/2001	Krivoshva et al.
6,277,087 B1	8/2001	Hess et al.
6,282,818 B1	9/2001	Lu
6,361,514 B1	3/2002	Brown et al.
6,361,515 B1	3/2002	Gilmour

* cited by examiner

(56) **References Cited**

U.S. PATENT DOCUMENTS

67,493 A	8/1867	Burch
607,243 A	7/1898	Huff
713,912 A	11/1902	Nathan
1,627,465 A	5/1927	Simko
2,994,322 A	8/1961	Cullen et al.
3,204,346 A	9/1965	Lockard et al.
3,814,088 A	6/1974	Raymond
4,361,142 A	11/1982	Lewis et al.
4,414,965 A	11/1983	Mauldin et al.
4,440,158 A	4/1984	Shapiro
4,454,871 A	6/1984	Mann et al.
4,572,169 A	2/1986	Mauldin et al.
4,771,768 A	* 9/1988	Crispin 602/16
4,962,760 A	10/1990	Jones
5,183,036 A	2/1993	Spademan
5,250,021 A	* 10/1993	Chang 602/27
D344,589 S	* 2/1994	Kilbey D24/192

Primary Examiner—Stella Reid

(74) *Attorney, Agent, or Firm*—Oppenheimer Wolff & Donnelly LLP

(57) **CLAIM**

The ornamental design for an orthopaedic walker, as shown and described.

DESCRIPTION

FIG. 1 is a top side perspective view of an orthopaedic walker, showing our new design;
FIG. 2 is a left side elevational view thereof;
FIG. 3 is a front elevational view;
FIG. 4 is a right side elevational view;
FIG. 5 is a rear elevational view; and,
FIG. 6 is a top plan view.

1 Claim, 6 Drawing Sheets

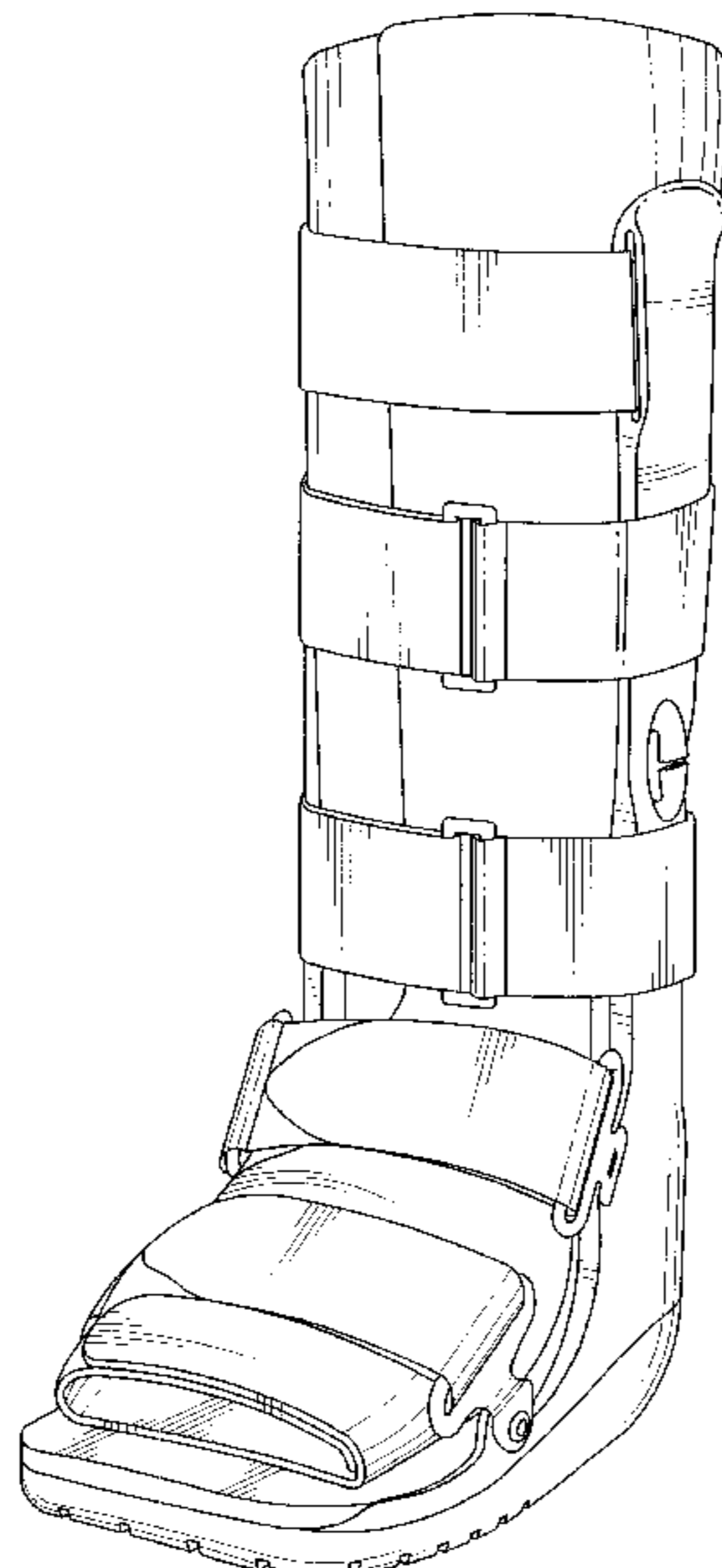


FIG. 1

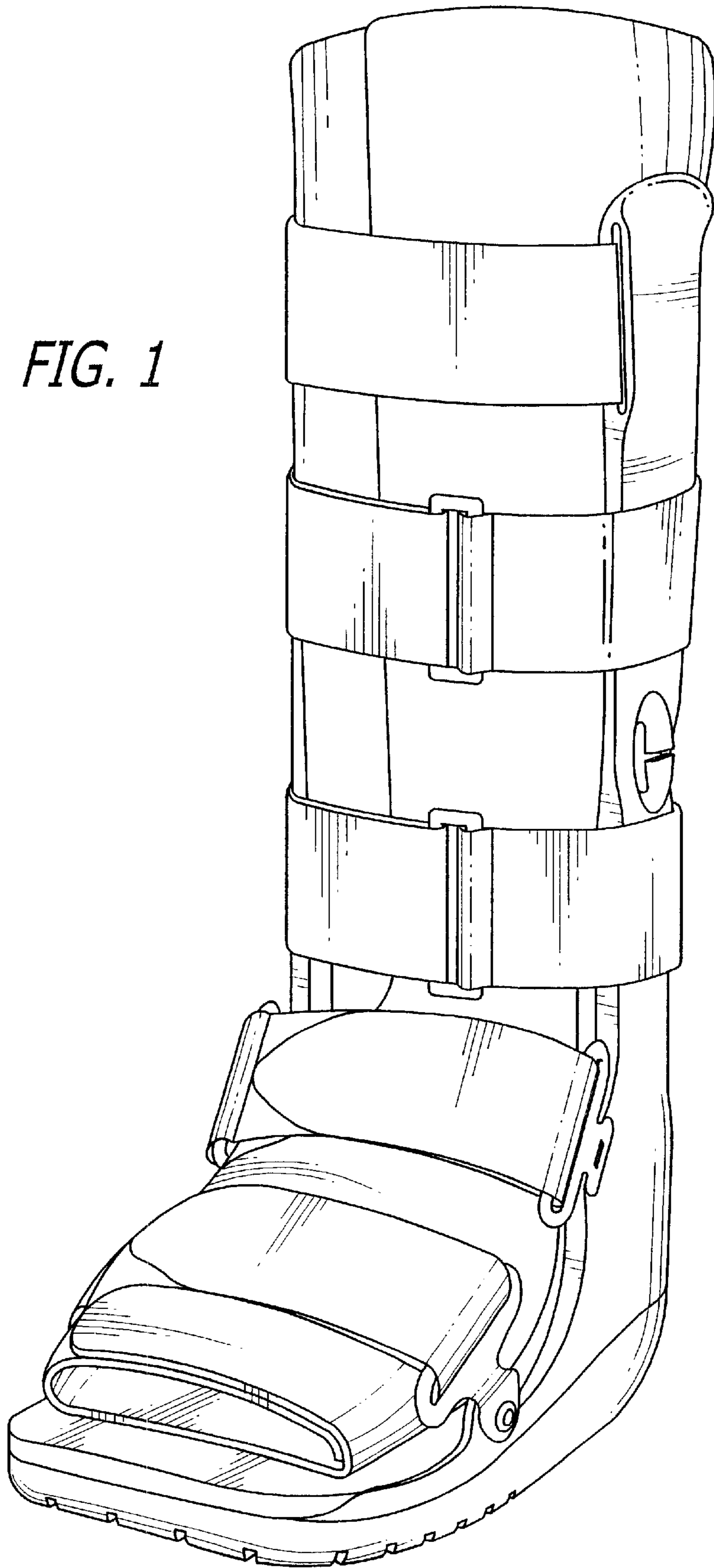


FIG. 2

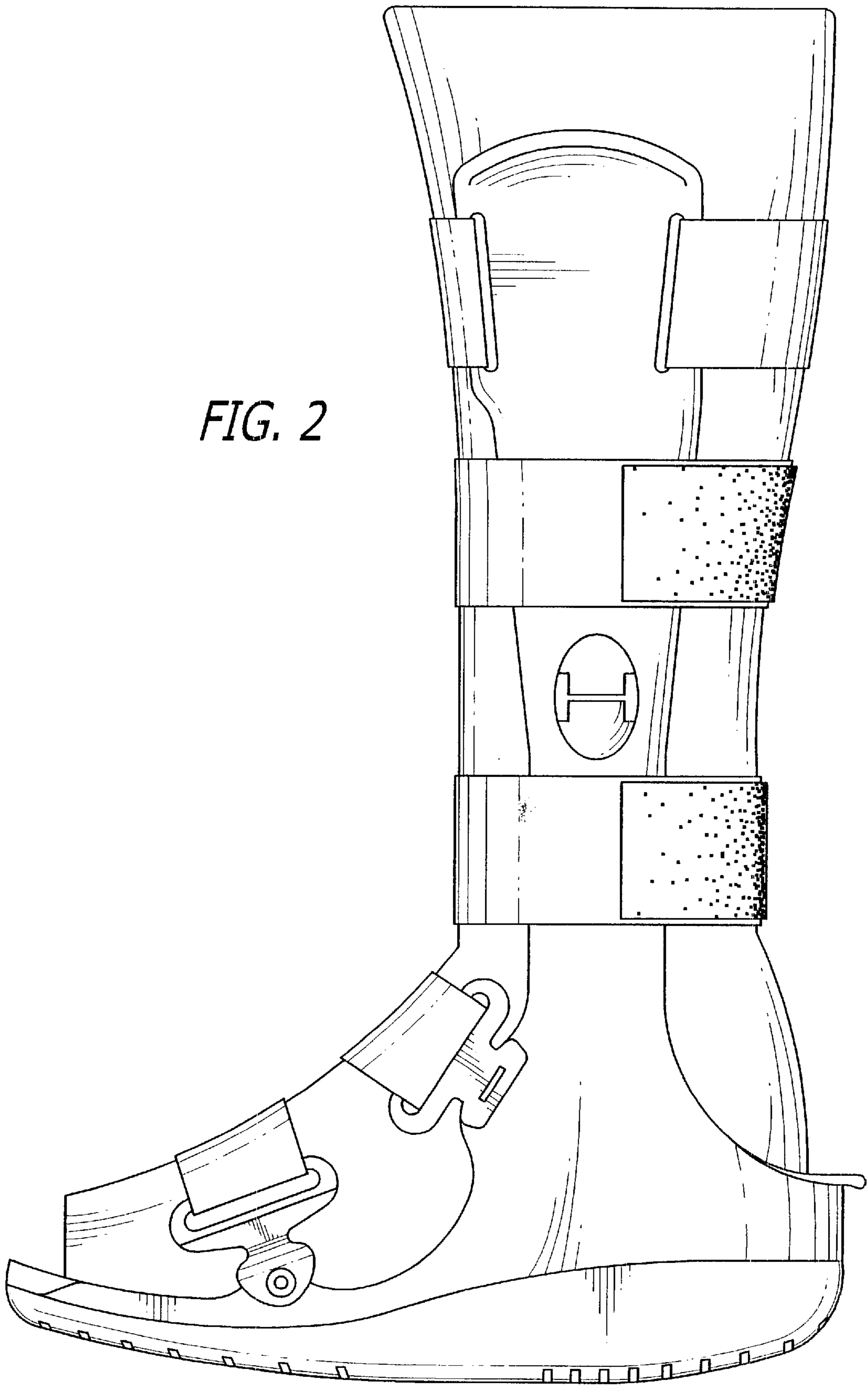
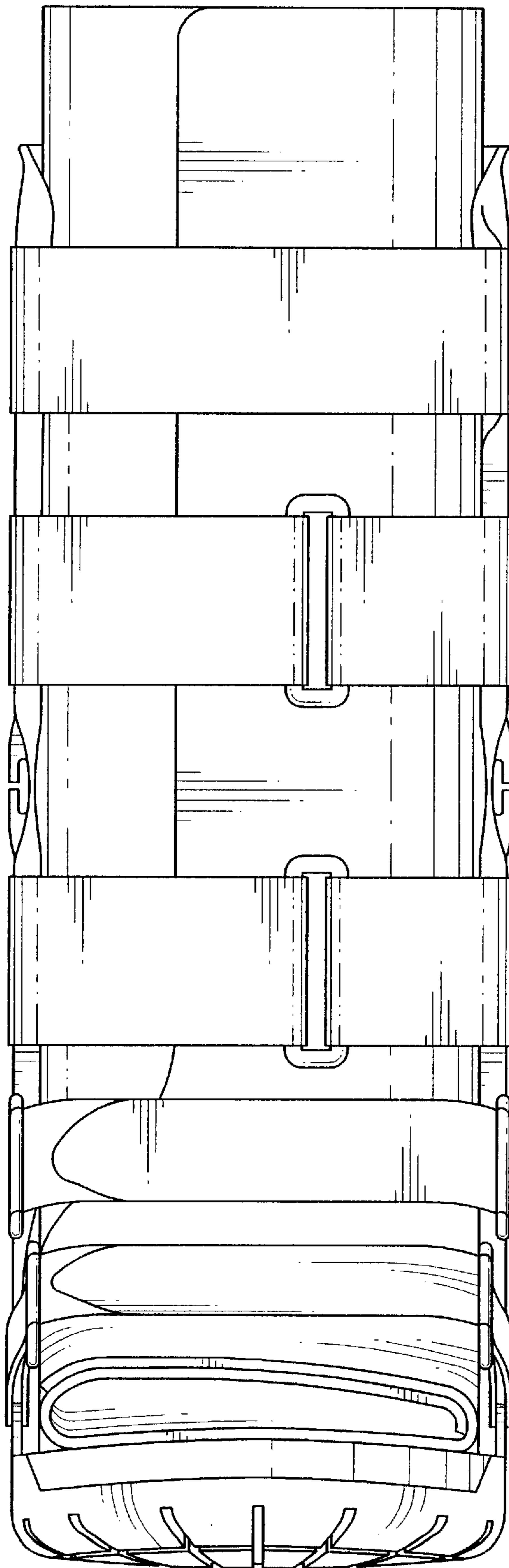


FIG. 3



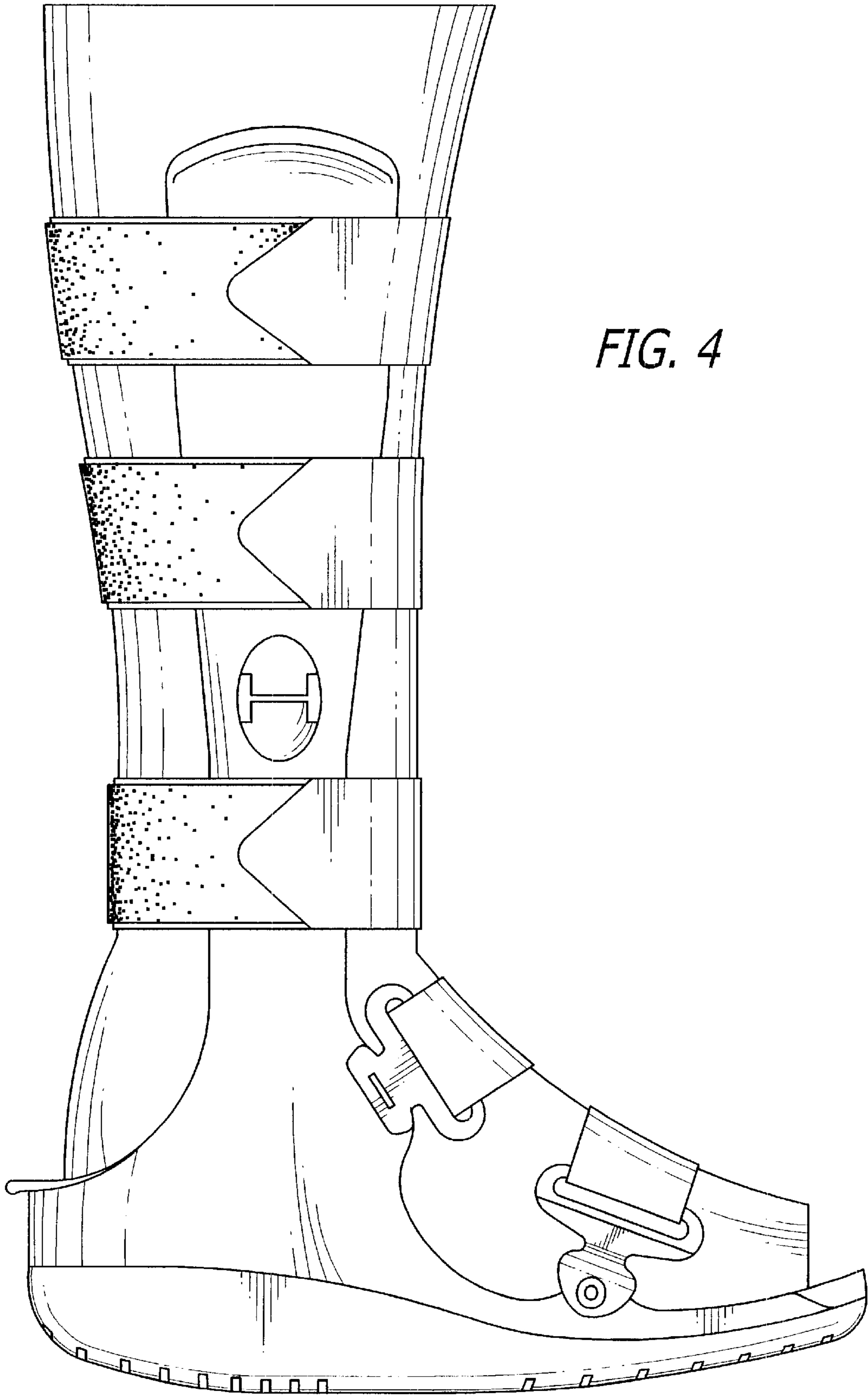


FIG. 4

FIG. 5

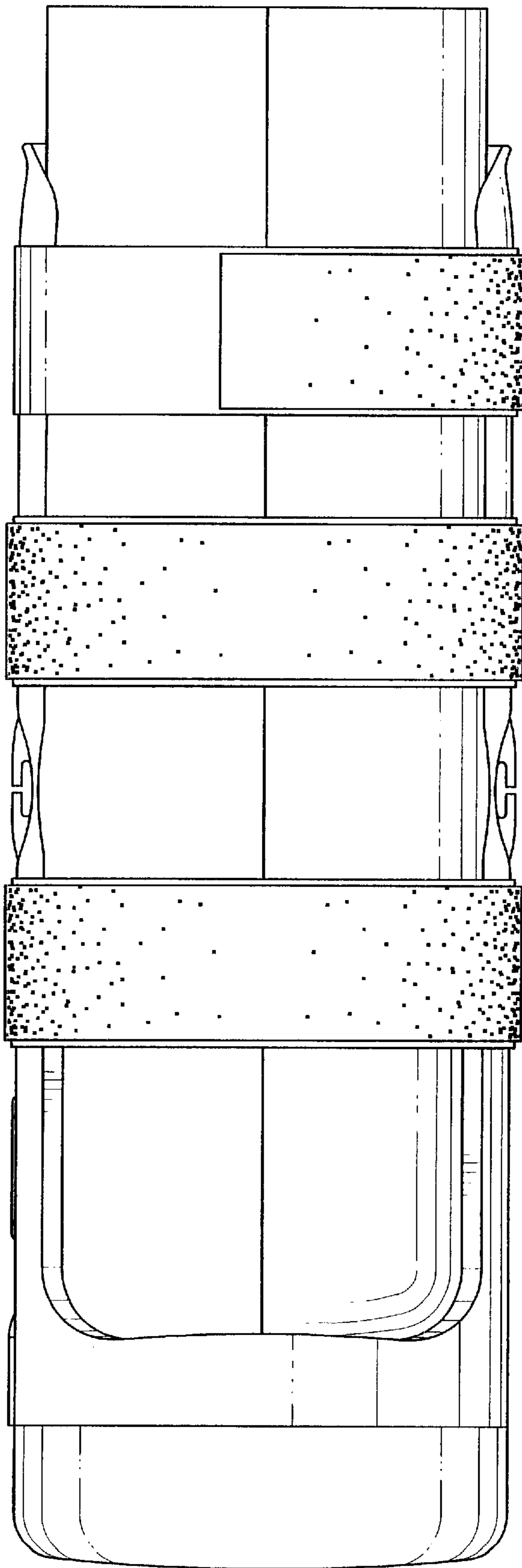


FIG. 6

