



US00D473630S

(12) **United States Design Patent**
Wettstein et al.

(10) **Patent No.:** **US D473,630 S**

(45) **Date of Patent:** **** Apr. 22, 2003**

(54) **FAUCET**

(75) **Inventors:** **Hannes Wettstein, Zurich (CH);
Ferdinand Hochstrasser, Auenstein
(CH)**

(73) **Assignee:** **KWC AG, Unterkulm (CH)**

(**) **Term:** **14 Years**

(21) **Appl. No.:** **29/142,937**

(22) **Filed:** **Jun. 6, 2001**

(30) **Foreign Application Priority Data**

Dec. 6, 2000 (CH) DMA/005 120

(51) **LOC (7) Cl.** **23-01**

(52) **U.S. Cl.** **D23/238**

(58) **Field of Search** D23/238-243,
D23/250-257; 4/675-679; 137/801

(56) **References Cited**

U.S. PATENT DOCUMENTS

D331,275 S * 11/1992 Knapp D23/238

D444,212 S * 6/2001 Fleischmann D23/243
D457,938 S * 5/2002 Lobermeier D23/238
D461,540 S * 8/2002 Gottwald D23/255

* cited by examiner

Primary Examiner—Louis S. Zarfes

Assistant Examiner—Gregory Andoll

(74) *Attorney, Agent, or Firm*—Oblon, Spivak, McClelland,
Maier & Neustadt, P.C.

(57) **CLAIM**

The ornamental design for a faucet, as shown and described.

DESCRIPTION

The design of the present application is directed to a faucet for a sink.


FIG. 1 is a top and left front perspective view of an embodiment of a faucet, showing our design;

FIG. 2 is a top and right rear perspective view thereof;

FIG. 3 is a left front elevational view thereof; and,

FIG. 4 is a top and left front perspective view of an alternative configuration of the embodiment.

1 Claim, 2 Drawing Sheets






FIG. 1




FIG. 2




FIG. 3




FIG. 4